

---

# Inmanta Documentation

*Release 2024.2.1*

**Inmanta NV**

**May 24, 2024**



# CONTENTS

|   |            |
|---|------------|
| <b>1 Quickstart</b>                       | <b>3</b>   |
| <b>2 Installation</b>                     | <b>13</b>  |
| <b>3 Architecture</b>                     | <b>33</b>  |
| <b>4 Language Reference</b>               | <b>37</b>  |
| <b>5 Model developer documentation</b>    | <b>51</b>  |
| <b>6 Platform developer documentation</b> | <b>105</b> |
| <b>7 Administrator documentation</b>      | <b>119</b> |
| <b>8 Frequently asked questions</b>       | <b>159</b> |
| <b>9 Glossary</b>                         | <b>161</b> |
| <b>10 Inmanta Reference</b>               | <b>165</b> |
| <b>11 Troubleshooting</b>                 | <b>359</b> |
| <b>12 Changelog</b>                       | <b>371</b> |
| <b>13 PDF version</b>                     | <b>419</b> |
| <b>Python Module Index</b>                | <b>421</b> |
| <b>Index</b>                              | <b>423</b> |



Welcome to the Inmanta documentation!

Inmanta is an automation and orchestration tool to efficiently deploy and manage your software services, including all (inter)dependencies to other services and the underpinning infrastructure. It eliminates the complexity of managing large-scale, heterogeneous infrastructures and highly distributed systems.

The key characteristics of Inmanta are:

- **Integrated:** Inmanta integrates configuration management and orchestration into a single tool, taking infrastructure as code to a whole new level.
- **Powerful configuration model:** Infrastructure and application services are described using a high-level configuration model that allows the definition of (an unlimited amount of) your own entities and abstraction levels. It works from a single source, which can be tested, versioned, evolved and reused.
- **Dependency management:** Inmanta's configuration model describes all the relations between and dependencies to other services, packages, underpinning platforms and infrastructure services. This enables efficient deployment as well as provides an holistic view on your applications, environments and infrastructure.
- **End-to-end compliance:** The architecture of your software service drives the configuration, guaranteeing consistency across the entire stack and throughout distributed systems at any time. This compliance with the architecture can be achieved thanks to the integrated management approach and the configuration model using dependencies.

The Inmanta project is mainly developed and maintained by [Inmanta](#).



## QUICKSTART

Inmanta is intended to manage complex infrastructures, often in the cloud or other virtualized environments. In this guide we start simple and manage a 3-node CLOS network with a spine and two leaf switches. First we install `containerlab` and then configure `SR Linux` containers using **Inmanta open source orchestrator** and `gNMI`.

1. First, we use *Containerlab* to spin-up Inmanta server and its PostgreSQL database, then three *SR Linux* containers, connected in a CLOS like topology
2. After that, we configure IP addresses and OSPF on them using **Inmanta**.

---

**Note:** This guide is meant to quickly set up an Inmanta LAB environment to experiment with. It is not recommended to run this setup in production, as it might lead to instabilities in the long term.

---

### 1.1 Prerequisites

**Python version 3.11**, Docker, Containerlab and Inmanta need to be installed on your machine and our SR Linux repository has to be cloned in order to proceed. Please make sure to follow the links below to that end.

1. [Install Docker](#).
2. [Install Containerlab](#).
3. Prepare a development environment by creating a *python virtual environment* and installing Inmanta:

```
mkdir -p ~/.virtualenvs
python3 -m venv ~/.virtualenvs/srlinux
source ~/.virtualenvs/srlinux/bin/activate
pip install inmanta
```

4. Clone the `SR Linux examples` repository:

```
git clone https://github.com/inmanta/examples.git
```

5. Change directory to *SR Linux examples*:

```
cd examples/Networking/SR\ Linux/
```

This folder contains a **project.yml**, which looks like this:

```
name: SR Linux Examples
description: Provides examples for the SR Linux module
author: Inmanta
author_email: code@inmanta.com
license: ASL 2.0
copyright: 2022 Inmanta
modulepath: libs
```

(continues on next page)

(continued from previous page)

```
downloadpath: libs
pip:
  index_url: url: https://packages.inmanta.com/public/quickstart/python/simple/
```

- The `modulepath` setting defines that modules will be stored in `libs` directory.
- The `repo` setting points to one or more Git repositories containing Inmanta modules.
- The `requires` setting is used to pin versions of modules, otherwise the latest version is used.

1. Install the required modules inside the *SR Linux* folder:

```
inmanta project install
```

---

**Note:** should you face any errors at this stage, please contact us.

---

In the next sections we will showcase how to set up and configure *SR Linux* devices.

## 1.2 Setting up the LAB

Go to the *SR Linux* folder and then *containerlab* to spin-up the containers:

```
cd examples/Networking/SR\ Linux/containerlab
sudo docker pull ghcr.io/nokia/srlinux:latest
sudo clab deploy -t topology.yml
```

*Containerlab* will spin-up:

1. an *Inmanta* server
2. a *PostgreSQL* Database server
3. Three *SR Linux* network operating systems.

Depending on your system's horsepower, give them a few seconds/minutes to fully boot-up.

## 1.3 Connecting to the containers

At this stage, you should be able to view the **Web Console** by navigating to:

<http://172.30.0.3:8888/console>

To get an interactive shell to the Inmanta server:

```
docker exec -it clab-srlinux-inmanta-server /bin/bash
```

In order to connect to *SR Linux* containers, there are two options:

1. Using Docker:

```
docker exec -it clab-srlinux-spine sr_cli
# or
docker exec -it clab-srlinux-leaf1 sr_cli
# or
docker exec -it clab-srlinux-leaf2 sr_cli
```

2. Using SSH (username *admin* and password *NokiaSrl1!*):



```
ssh admin@clab-srlinux-spine
ssh admin@clab-srlinux-leaf1
ssh admin@clab-srlinux-leaf2
```

The output should look something like this:

```
Welcome to the srlinux CLI.
Type 'help' (and press <ENTER>) if you need any help using this.

--{ running }--[ ]--
A:spine#
```

Optionally, you can enter the *configuration mode* by typing:

```
enter candidate
```

Exit the session by typing:

```
quit
```

Now that we have the needed containers, we will need to go up a directory where the project files exist:

```
cd ..
```

---

**Note:** The rest of this guide assumes commands are executed from the root path of the *SR Linux* folder, unless noted otherwise.

---

## 1.4 Create an Inmanta project and an environment

A project is a collection of related environments. (e.g. development, testing, production, qa...). We need to have an environment to manage our infrastructure. An environment is a collection of resources, such as servers, switches, routers, etc.

There are **two ways** to create a project and an environment:

1. Using Inmanta CLI (**recommended**):

```
# Create a project called test
inmanta-cli --host 172.30.0.3 project create -n test
# Create an environment called SR_Linux
inmanta-cli --host 172.30.0.3 environment create -p test -n SR_Linux --save
```

The first option, `inmanta-cli`, will automatically create a `.inmanta` file that contains the required information about the server and environment ID. The compiler uses this file to find the server and to export to the right environment.

2. Using the Web Console: Connect to the Inmanta container <http://172.30.0.3:8888/console>, click on the *Create new environment* button, provide a name for the project and the environment then click *submit*.

If you have chosen the second option, the Web Console, you need to copy the environment ID for later use, either:

- from the URL, e.g. `ec05d6d9-25a4-4141-a92f-38e24a12b721` from the <http://172.30.0.3:8888/console/desiredstate?env=ec05d6d9-25a4-4141-a92f-38e24a12b721>.
- or by clicking on the *Settings* pane, then in the *Environment* tab, scroll down all the way to the bottom of the page and copy the environment ID.

## 1.5 Configuring SR Linux

There are a bunch of examples present inside the *SR Linux* folder of the *examples* repository that you have cloned in the previous step, setting up the *lab*.

In this guide, we will showcase two examples on a small **CLOS** topology to get you started:

1. [interface](#) configuration.
2. [OSPF](#) configuration.

It could be useful to know that Inmanta uses the **gNMI** protocol to interface with SR Linux devices.

---

**Note:** In order to make sure that everything is working correctly, run `inmanta compile`. This will ensure that the modules are in place and the configuration is valid. If you face any errors at this stage, please contact us.

---

## 1.6 SR Linux interface configuration

The `interfaces.cf` file contains the required configuration model to set IP addresses on point-to-point interfaces between the spine, leaf1 and leaf2 devices according to the [aforementioned topology](#).

Let's have a look at the partial configuration model:

```

1  import srlinux
2  import srlinux::interface as srinterface
3  import srlinux::interface::subinterface as srsubinterface
4  import srlinux::interface::subinterface::ipv4 as sripv4
5  import yang
6
7
8
9  ##### Leaf 1 #####
10
11 leaf1 = srlinux::GnmiDevice(
12     auto_agent = true,
13     name = "leaf1",
14     mgmt_ip = "172.30.0.210",
15     yang_credentials = yang::Credentials(
16         username = "admin",
17         password = "NokiaSrl1!"
18     )
19 )
20
21 leaf1_eth1 = srlinux::Interface(
22     device = leaf1,
23     name = "ethernet-1/1",
24     mtu = 9000,
25     subinterface = [leaf1_eth1_subint]
26 )
27
28 leaf1_eth1_subint = srinterface::Subinterface(
29     parent_interface = leaf1_eth1,
30     x_index = 0,
31     ipv4 = leaf1_eth1_subint_address
32 )
33

```

(continues on next page)

(continued from previous page)

```

34 leaf1_eth1_subint_address = srsubinterface::Ipv4(
35     parent_subinterface = leaf1_eth1_subint,
36     address = sripv4::Address(
37         parent_ipv4 = leaf1_eth1_subint_address,
38         ip_prefix = "10.10.11.2/30"
39     )
40 )

```

- Lines 1-5 import the required modules/packages.
- Lines 11-19 instantiate the device; `GnmiDevice` object and set the required parameters.
- Lines 21-26 instantiate the `Interface` object by selecting the parent interface, `ethernet-1/1` and setting the MTU to 9000.
- Lines 28-32 instantiate the `Subinterface` object, link to the parent interface object, set an `index` and link to the child `Ipv4` object.
- Lines 34-40 instantiate the `Ipv4` object, link to the parent `Subinterface` object, set the IP address and prefix.

The rest of the configuration model follows the same method for `leaf2` and `spine` devices, with the only difference being the `spine` having two interfaces, subinterfaces and IP addresses.

Now, we can deploy the model by referring to *Deploy the configuration model* section.

## 1.7 SR Linux OSPF configuration

The `ospf.cf` file contains the required configuration model to first set IP addresses on point-to-point interfaces between the `spine`, `leaf1` and `leaf2` devices according to the [aforementioned topology](#) and then configure OSPF between them.

This model build on top of the `interfaces` model that was discussed in *SR Linux interface configuration*. It first *imports* the required packages, then configures `interfaces` on all the devices and after that, adds the required configuration model for OSPF.

Let's have a look at the partial configuration model:

```

1  import srlinux
2  import srlinux::interface as srinterface
3  import srlinux::interface::subinterface as srsubinterface
4  import srlinux::interface::subinterface::ipv4 as sripv4
5  import srlinux::network_instance as srnetinstance
6  import srlinux::network_instance::protocols as srprotocols
7  import srlinux::network_instance::protocols::ospf as sprospf
8  import srlinux::network_instance::protocols::ospf::instance as sprospfinstance
9  import srlinux::network_instance::protocols::ospf::instance::area as sprospfarea
10 import yang
11
12
13
14 ##### Leaf 1 #####
15
16 leaf1 = srlinux::GnmiDevice(
17     auto_agent = true,
18     name = "leaf1",
19     mgmt_ip = "172.30.0.210",
20     yang_credentials = yang::Credentials(
21         username = "admin",

```

(continues on next page)

```
22     password = "admin"
23 )
24 )
25
26 # |interface configuration| #
27
28 leaf1_eth1 = srlinux::Interface(
29     device = leaf1,
30     name = "ethernet-1/1",
31     mtu = 9000,
32     subinterface = [leaf1_eth1_subint]
33 )
34
35 leaf1_eth1_subint = srinterface::Subinterface(
36     parent_interface = leaf1_eth1,
37     x_index = 0,
38     ipv4 = leaf1_eth1_subint_address
39 )
40
41 leaf1_eth1_subint_address = srsubinterface::Ipv4(
42     parent_subinterface = leaf1_eth1_subint,
43     address = sripv4::Address(
44         parent_ipv4 = leaf1_eth1_subint_address,
45         ip_prefix = "10.10.11.2/30"
46     )
47 )
48
49 # |network instance| #
50
51 leaf1_net_instance = srlinux::NetworkInstance(
52     device = leaf1,
53     name = "default",
54 )
55
56 leaf1_net_instance_int1 = srnetinstance::Interface(
57     parent_network_instance = leaf1_net_instance,
58     name = "ethernet-1/1.0"
59 )
60
61 # |OSPF| #
62
63 leaf1_protocols = srnetinstance::Protocols(
64     parent_network_instance = leaf1_net_instance,
65     ospf = leaf1_ospf
66 )
67
68 leaf1_ospf_instance = srospf::Instance(
69     parent_ospf = leaf1_ospf,
70     name = "1",
71     router_id = "10.20.30.210",
72     admin_state = "enable",
73     version = "ospf-v2"
74 )
75
76 leaf1_ospf = srprotocols::Ospf(
77     parent_protocols = leaf1_protocols,
```

(continues on next page)

(continued from previous page)

```

78     instance = leaf1_ospf_instance
79 )
80
81 leaf1_ospf_area = srospfinstance::Area(
82     parent_instance = leaf1_ospf_instance,
83     area_id = "0.0.0.0",
84 )
85
86 leaf1_ospf_int1 = srospfarea::Interface(
87     parent_area = leaf1_ospf_area,
88     interface_name = "ethernet-1/1.0",
89 )

```

- Lines 1-10 import the required modules/packages.
- Lines 16-24 instantiate the device; `GnmiDevice` object and set the required parameters.
- Lines 28-33 instantiate the `Interface` object by selecting the parent interface, `ethernet-1/1` and setting the MTU to 9000.
- Lines 35-39 instantiate the `Subinterface` object, link to the parent interface object, set an `index` and link to the child `Ipv4` object.
- Lines 41-47 instantiate the `Ipv4` object, link to the parent `Subinterface` object, set the IP address and prefix.
- Lines 51-54 instantiate `NetworkInstance` object, set the name to default.
- Lines 56-59 instantiate a network instance `Interface` object, link to the default network instance object and use `ethernet-1/1.0` as the interface.
- Lines 63-66 instantiate the `Protocols` object, link to the default network instance object and link to the OSPF object which we will create shortly.
- Lines 68-74 instantiate an OSPF instance and OSPF Instance, link to the OSPF instance, provide a name, router ID, admin state and version.
- Lines 76-79 instantiate an OSPF object, link to the `Protocols` object and link to the OSPF instance.
- Lines 81-84 instantiate an `Area` object, link to the OSPF instance and provide the area ID.
- Lines 86-89 instantiate an area `Interface` object, link to the OSPF area object and activates the OSPF on `ethernet-1/1.0` interface.

The rest of the configuration model follows the same method for `leaf2` and `spine` devices, with the only difference being the `spine` having two interfaces, subinterfaces and IP addresses and OSPF interface configuration.

Now, we can deploy the model by referring to [Deploy the configuration model](#) section.

## 1.8 Deploy the configuration model

To deploy the project, we must first register it with the management server by creating a project and an environment. We have covered this earlier at [Create an Inmanta project and an environment](#) section.

Export the interfaces configuration model to the Inmanta server:

```

inmanta -vvv export -f interfaces.cf
# or
inmanta -vvv export -f interfaces.cf -d

```

Export the OSPF configuration model to the Inmanta server:

```
inmanta -vvv export -f ospf.cf
# or
inmanta -vvv export -f ospf.cf -d
```

**Note:** The `-vvv` option sets the output of the compiler to very verbose. The `-d` option instructs the server to immediately start the deploy.

When the model is sent to the server, it will start deploying the configuration. To track progress, you can go to the [web-console](#), select the `test` project and then the `SR_Linux` environment and click on Resources tab on the left pane to view the progress.

When the deployment is complete, you can verify the configuration using the commands provided in [Verifying the configuration](#) section.

If the deployment fails for some reason, consult the [troubleshooting page](#) to investigate the root cause of the issue.

## 1.9 Verifying the configuration

After a successful deployment, you can connect to SR Linux devices and verify the configuration.

Pick all or any of the devices you like, connect to them as discussed in [Connecting to the containers](#) section and check the configuration:

```
show interface ethernet-1/1.0
show network-instance default protocols ospf neighbor
show network-instance default route-table ipv4-unicast summary
info flat network-instance default
```

## 1.10 Resetting the LAB environment

To fully clean up or reset the LAB, go to the `containerlab` folder and run the following commands:

```
cd containerlab
sudo clab destroy -t topology.yml
```

This will give you a clean LAB the next time you run:

```
sudo clab deploy -t topology.yml --reconfigure
```

## 1.11 Reusing existing modules

We host modules to set up and manage many systems on our Github. These are available under <https://github.com/inmanta/>.

When you use an import statement in your model, Inmanta downloads these modules and their dependencies when you run `inmanta project install`. V2 modules (See [V2 module format](#)) need to be declared as Python dependencies in addition to using them in an import statement. Some of our public modules are hosted in the v2 format on <https://pypi.org/>.

## 1.12 Update the configuration model

The provided configuration models can be easily modified to reflect your desired configuration. Be it a change in IP addresses or adding new devices to the model. All you need to do is to create a new or modify the existing configuration model, say `interfaces.cf` to introduce your desired changes.

For instance, let's change the IP address of interface `ethernet-1/1.0` to `100.0.0.1/24` in the `interfaces.cf` configuration file:

```

1  import srlinux
2  import srlinux::interface as srinterface
3  import srlinux::interface::subinterface as srsubinterface
4  import srlinux::interface::subinterface::ipv4 as sripv4
5  import yang
6
7
8
9  ##### Leaf 1 #####
10
11 leaf1 = srlinux::GnmiDevice(
12     auto_agent = true,
13     name = "leaf1",
14     mgmt_ip = "172.30.0.210",
15     yang_credentials = yang::Credentials(
16         username = "admin",
17         password = "admin"
18     )
19 )
20
21 leaf1_eth1 = srlinux::Interface(
22     device = leaf1,
23     name = "ethernet-1/1",
24     mtu = 9000,
25     subinterface = [leaf1_eth1_subint]
26 )
27
28 leaf1_eth1_subint = srinterface::Subinterface(
29     parent_interface = leaf1_eth1,
30     x_index = 0,
31     ipv4 = leaf1_eth1_subint_address
32 )
33
34 leaf1_eth1_subint_address = srsubinterface::Ipv4(
35     parent_subinterface = leaf1_eth1_subint,
36     address = sripv4::Address(
37         parent_ipv4 = leaf1_eth1_subint_address,
38         ip_prefix = "100.0.0.1/24"
39     )
40 )

```

Additionally, you can add more SR Linux devices to the `topology.yml` file and explore the possible combinations.

## 1.13 Modify or Create your own modules

Inmanta enables developers of a configuration model to make it modular and reusable. We have made some videos that can walk you through the entire process in a short time.

Please check our [YouTube](#) playlist to get started.

### 1.13.1 Module layout

A configuration module requires a specific layout:

- The name of the module is determined by the top-level directory. Within this module directory, a `module.yml` file has to be specified.
- The only mandatory subdirectory is the `model` directory containing a file called `_init.cf`. What is defined in the `_init.cf` file is available in the namespace linked with the name of the module. Other files in the `model` directory create subnamespaces.
- The `files` directory contains files that are deployed verbatim to managed machines.
- The `templates` directory contains templates that use parameters from the configuration model to generate configuration files.
- The `plugins` directory contains Python files that are loaded by the platform and can extend it using the Inmanta API.

```
module
|
|__ module.yml
|
|__ files
|   |__ file1.txt
|
|__ model
|   |__ _init.cf
|   |__ services.cf
|
|__ plugins
|   |__ functions.py
|
|__ templates
|   |__ conf_file.conf.tpl
```

Custom modules should be placed in the `libs` directory of the project.

## 1.14 Next steps

*Model developer documentation*



## INSTALLATION

### 2.1 Install Inmanta

This page explains how to install the Inmanta orchestrator software and setup an orchestration server. Regardless what platform you installed it on, Inmanta requires at least Python and Git to be installed.

#### 2.1.1 Install the software

##### Step 1: Install the software

##### RHEL 8 and 9

For RHEL, Almalinux and Rockylinux 8 and 9 based systems use dnf:

```
sudo tee /etc/yum.repos.d/inmanta-oss-stable.repo <<EOF
[inmanta-oss-stable]
name=inmanta-oss-stable
baseurl=https://packages.inmanta.com/public/oss-stable/rpm/el/\$releasever/\$basearch
repo_gpgcheck=1
enabled=1
gpgkey=https://packages.inmanta.com/public/oss-stable/gpg.A34DD0A274F07713.key
gpgcheck=1
sslverify=1
sslcacert=/etc/pki/tls/certs/ca-bundle.crt
metadata_expire=300
pkg_gpgcheck=1
autorefresh=1
type=rpm-md
EOF

sudo dnf install -y inmanta-oss inmanta-oss-server inmanta-oss-agent
```

The first package (inmanta-oss) contains all the code and the commands. The server and the agent packages install config files and systemd unit files. The web-console is installed with the server package.

### Debian, Ubuntu and derivatives.

First make sure Python  $\geq 3.9$  and git are installed. Inmanta requires many dependencies so it is recommended to create a virtual env. Next install inmanta with pip install in the newly created virtual env.

Please note, the path to the virtual env is arbitrary. Your desired path can override below example.

```
# Install GCC, python3 >= 3.9 and pip
sudo apt-get update
sudo apt-get install build-essential
sudo apt-get install python3-pip

# Install wheel and inmanta in a python venv
sudo apt-get install python3-venv
sudo python3 -m venv /opt/inmanta
sudo /opt/inmanta/bin/pip install -U pip wheel
sudo /opt/inmanta/bin/pip install inmanta
sudo /opt/inmanta/bin/inmanta --help

# Install PostgreSQL
sudo apt-get install postgresql postgresql-client
```

Download the configuration files named `inmanta.cfg` and `extensions.cfg` (these names are arbitrary) in your virtual env:

```
sudo mkdir /opt/inmanta/inmanta.d
sudo apt-get install wget
sudo wget -O /opt/inmanta/inmanta.cfg "https://raw.githubusercontent.com/inmanta/
↳inmanta-core/master/misc/inmanta.cfg"
sudo wget -O /opt/inmanta/inmanta.d/extensions.cfg "https://raw.githubusercontent.com/
↳inmanta/inmanta-core/master/misc/extensions.cfg"
```

If you want to use the web-console you need to install it as well:

Get the pre-built package from our [web-console github page](#). Click on the the package name to go to the package's main page, then on the right hand side under Assets, you will see the compressed package. Download and extract it to your desired directory (preferably, on the same virtual env which was created earlier, in this case, `/opt/inmanta`). Next, open the `inmanta.cfg` file and at the bottom of the file, under the `[web-console]` section, change the path value to the `dist` directory of where you extracted the pre-built package. For instance:

```
path=/opt/inmanta/web-console/package/dist
```

Then the Inmanta server can be started using below command (please note, below command has to be run after completing the *Configure server*) part:

```
sudo /opt/inmanta/bin/inmanta -vv -c /opt/inmanta/inmanta.cfg --config-dir /opt/
↳inmanta/inmanta.d server
```

### Other

First make sure Python  $\geq 3.9$  and git are installed. Inmanta requires many dependencies so it is recommended to create a virtual env. Next install inmanta with pip install in the newly created virtual env.

Please note, the path to the virtual env is arbitrary. Your desired path can override below example.

```
# Install python3 >= 3.9 and git
# If git is not already installed, by running git in your terminal, the installation
↳guide will be shown
sudo python3 -m venv /opt/inmanta
```

(continues on next page)

(continued from previous page)

```
sudo /opt/inmanta/bin/pip install -U pip wheel
sudo /opt/inmanta/bin/pip install inmanta
sudo /opt/inmanta/bin/inmanta --help
```

Install PostgreSQL using this [guide](#)

Download the configuration files named `inmanta.cfg` and `extensions.cfg` (these names are arbitrary) in your virtual env:

```
sudo mkdir /opt/inmanta/inmanta.d
sudo wget -O /opt/inmanta/inmanta.cfg "https://raw.githubusercontent.com/inmanta/
↳inmanta-core/master/misc/inmanta.cfg"
sudo wget -O /opt/inmanta/inmanta.d/extensions.cfg "https://raw.githubusercontent.com/
↳inmanta/inmanta-core/master/misc/extensions.cfg"
```

If you want to use the web-console you need to install it as well:

Get the pre-built package from our [web-console github page](#). Click on the the package name to go to the package's main page, then on the right hand side under Assets, you will see the compressed package. Download and extract it to your desired directory (preferably, on the same virtual env which was created earlier, in this case, `/opt/inmanta`). Next, open the `inmanta.cfg` file and at the bottom of the file, under the `[web-console]` section, change the `path` value to the `dist` directory of where you extracted the pre-built package. For instance:

```
path=/opt/inmanta/web-console/package/dist
```

Then the Inmanta server can be started using below command (please note, below command has to be run after completing the *Configure server*) part:

```
sudo /opt/inmanta/bin/inmanta -vv -c /opt/inmanta/inmanta.cfg --config-dir /opt/
↳inmanta/inmanta.d server
```

## Windows

On Windows only the compile and export commands are supported. This is useful in the *Push to server* deployment mode of inmanta. First make sure you have Python  $\geq 3.9$  and git. Inmanta requires many dependencies so it is recommended to create a virtual env. Next install inmanta with pip install in the newly created virtual env.

```
# Install python3 >= 3.9 and git
python3 -m venv C:\inmanta\env
C:\inmanta\env\Script\pip install inmanta
C:\inmanta\env\Script\inmanta --help
```

## Source

Get the source either from our [release page on github](#) or clone/download a branch directly.

```
git clone https://github.com/inmanta/inmanta-core.git
cd inmanta
pip install -c requirements.txt .
```

**Warning:** When you use Inmanta modules that depend on python libraries with native code, python headers and a working compiler are required as well.

## Configure server

This guide goes through the steps to set up an Inmanta service orchestrator server. This guide assumes a RHEL 8 based server is used. The rpm packages install the server configuration file in `/etc/inmanta/inmanta.cfg`.

### Optional step 2: Setup SSL and authentication

Follow the instructions in *Setting up SSL and authentication* to configure both SSL and authentication. While not mandatory, it is highly recommended you do so.

### Step 3: Install PostgreSQL 13

For most platforms you can install PostgreSQL 13 following the [installation guide](#) for your platform.

For RHEL based systems you can also use the PostgreSQL that comes with the distribution.

```
sudo dnf module install postgresql:13/server
```

### Step 4: Setup a PostgreSQL database for the Inmanta server

Initialize the PostgreSQL server:

```
sudo su - postgres -c "postgresql-13-setup --initdb"
```

Start the PostgreSQL database and make sure it is started at boot.

```
sudo systemctl enable --now postgresql-13
```

Create a inmanta user and an inmanta database by executing the following command. This command will request you to choose a password for the inmanta database.

```
sudo -u postgres -i bash -c "createuser --pwprompt inmanta"
sudo -u postgres -i bash -c "createdb -0 inmanta inmanta"
```

Change the authentication method for local connections to md5 by changing the following lines in the `/var/lib/pgsql/data/pg_hba.conf` file

```
# IPv4 local connections:
host    all             all             127.0.0.1/32      ident
# IPv6 local connections:
host    all             all             ::1/128           ident
```

to

```
# IPv4 local connections:
host    all             all             127.0.0.1/32      md5
# IPv6 local connections:
host    all             all             ::1/128           md5
```

Restart the PostgreSQL server to apply the changes made in the `pg_hba.conf` file:

```
sudo systemctl restart postgresql-13
```

### Step 5: Set the database connection details

Add a `/etc/inmanta/inmanta.d/database.cfg` file as such that it contains the correct database connection details. That file should look as follows:

```
[database]
host=<ip-address-database-server>
name=inmanta
username=inmanta
password=<password>
```

Replace `<password>` in the above-mentioned snippet with the password of the inmanta database. By default Inmanta tries to connect to the local server and uses the database inmanta. See the [database](#) section in the configfile for other options.

### Step 6: Set the server address

When virtual machines are started by this server that install the inmanta agent, the correct [server.server-address](#) needs to be configured. This address is used to create the correct boot script for the virtual machine.

Set this value to the hostname or IP address that other systems use to connect to the server in the configuration file stored at `/etc/inmanta/inmanta.d/server.cfg`.

```
[server]
server-address=<server-ip-address-or-hostname>
```

---

**Note:** If you deploy configuration models that modify resolver configuration it is recommended to use the IP address instead of the hostname.

---

### Step 7: Configure ssh of the inmanta user

The inmanta user that runs the server needs a working ssh client. This client is required to checkout git repositories over ssh and if the remote agent is used.

1. Provide the inmanta user with one or more private keys:
  - a. Generate a new key with ssh-keygen as the inmanta user: `sudo -u inmanta ssh-keygen -N ""`
  - b. Install an exiting key in `/var/lib/inmanta/.ssh/id_rsa`
  - c. Make sure the permissions and ownership are set correctly.

```
ls -l /var/lib/inmanta/.ssh/id_rsa
-rw-----. 1 inmanta inmanta 1679 Mar 21 13:55 /var/lib/inmanta/.ssh/id_rsa
```

2. Configure ssh to accept all host keys or white list the hosts that are allowed or use signed host keys (depends on your security requirements). This guide configures ssh client for the inmanta user to accept all host keys. Create `/var/lib/inmanta/.ssh/config` and create the following content:

```
Host *
  StrictHostKeyChecking no
  UserKnownHostsFile=/dev/null
```

Ensure the file belongs to the inmanta user:

```
sudo chown inmanta:inmanta /var/lib/inmanta/.ssh/config
```

3. Add the public key to any git repositories and save it to include in configuration models that require remote agents.
4. Test if you can login into a machine that has the public key and make sure ssh does not show you any prompts to store the host key.

### Step 8: Configure the server bind address

By default the server only listens on localhost, port 8888. This can be changed by altering the `server.bind-address` and `server.bind-port` options in the `/etc/inmanta/inmanta.d/server.cfg` file.

```
[server]
bind-address=<server-bind-address>
bind-port=<server-bind-port>
```

### Step 9: Enable the required Inmanta extensions

Make sure that the required Inmanta extensions are enabled. This is done by adding a configuration file with the following content to `/etc/inmanta/inmanta.d/extensions.cfg`.

```
[server]
enabled_extensions=ui
```

This file is also installed by the RPM.

### Step 10: Start the Inmanta server

Start the Inmanta server and make sure it is started at boot.

```
sudo systemctl enable --now inmanta-server
```

The web-console is now available on the port and host configured in step 8.

### Optional Step 11: Setup influxdb for collection of performance metrics

Follow the instructions in [Performance Metering](#) to send performance metrics to influxdb. This is only recommended for production deployments.

### Optional Step 12: Configure logging

Logging can be configured by following the instructions in [Logging](#).

## 2.2 Install Inmanta with Docker

This page explains how to setup an orchestration server using docker. This guide assumes you already have `docker` and `docker-compose` installed on your machine.

### 2.2.1 Pull the image

Use `docker pull` to get the desired image:

```
docker pull ghcr.io/inmanta/orchestrator:latest
```

This command will pull the latest version of the Inmanta OSS Orchestrator image.

### 2.2.2 Start the server with docker-compose

Here is a minimalistic docker-compose file content that can be used to deploy the server on your machine.

```
version: '3'
services:
  postgres:
    container_name: inmanta_db
    image: postgres:13
    environment:
      POSTGRES_USER: inmanta
      POSTGRES_PASSWORD: inmanta
      PGDATA: /var/lib/postgresql/data/pgdata
    networks:
      inm_net:
        ipv4_address: 172.30.0.2
    volumes:
      - type: volume
        source: pgdata
        target: /var/lib/postgresql/data
  inmanta-server:
    container_name: inmanta_orchestrator
    image: ghcr.io/inmanta/orchestrator:latest
    ports:
      - 8888:8888
    networks:
      inm_net:
        ipv4_address: 172.30.0.3
    depends_on:
      - "postgres"
    command: "server --wait-for-host inmanta_db --wait-for-port 5432"
networks:
  inm_net:
    ipam:
      driver: default
      config:
        - subnet: 172.30.0.0/16
volumes:
  pgdata:
```

```
docker-compose up
```

You should be able to reach the orchestrator to this address: <http://172.30.0.3:8888>.

The PostgreSQL server started by the above-mentioned docker-compose file has a named volume `pgdata` attached. This means that no data will be lost when the PostgreSQL container restarts. Pass the `-v` option to the `docker-compose down` to remove the volume.

The default server config included in the container images assumes that the orchestrator can reach a database server with hostname `inmanta_db` and that it can authenticate to it using the username `inmanta` and password `inmanta`. When using a different setup than the one mentioned above, you should overwrite the server config with one matching your needs. You can find more instructions for overwriting the config in a following section, [here](#).

**Warning:** We don't recommend using the setup described above as a production environment. Hosting a database in a container as shown here is not ideal in term of performance, reliability and raises some serious data persistence concerns.

### 2.2.3 Overwrite default server configuration

By default the server will use the file located in the image at `/etc/inmanta/inmanta.cfg`. If you want to change it, you can copy this file, edit it, then mount it in the container, where the original file was located.

If you use docker-compose, you can simply update this section of the example above:

```
inmanta-server:
  container_name: inmanta_orchestrator
  image: ghcr.io/inmanta/orchestrator:latest
  ports:
    - 8888:8888
  volumes:
    - ./resources/my-server-conf.cfg:/etc/inmanta/inmanta.cfg
```

### 2.2.4 Starting the ssh server

By default, no ssh server is running in the container. You don't need it to have a functional orchestrator. If you want to enable ssh anyway, for easy access to the orchestrator, you can overwrite the startup command of the container with the following:

```
server-with-ssh
```

If you use docker-compose, it should look like:

```
inmanta-server:
  container_name: inmanta_orchestrator
  ...
  command: "server-with-ssh"
```

**Warning:** By default, the `inmanta` user doesn't have any password, if you want to ssh into the container, you also need to set the `authorized_keys` file for the `inmanta` user. You can do so by mounting your public key to the following path in the container: `/var/lib/inmanta/.ssh/authorized_keys`. When starting, the container will make sure that the file has the correct ownership and permissions.



## 2.2.5 Waiting for the database

Depending on you setup, you might want your container to wait for the database to be ready to accept connections before starting the server (as this one would fail, trying to reach the db). You can do this by adding the following arguments to the startup command of the container:

```
server --wait-for-host <your-db-host> --wait-for-port <your-db-port>
```

If you use docker-compose, it should look like:

```
inmanta-server:
  container_name: inmanta_orchestrator
  ...
  command: "server --wait-for-host <your-db-host> --wait-for-port <your-db-port>"
```

## 2.2.6 Setting environment variables

You might want your inmanta server to be able to reach some environment variables. There are two ways you can achieve this:

1. Set the environment variables with docker, either using the `--env` argument or in your docker-compose file. Those variables will be accessible to the inmanta server and any agent it starts, but not to any other process running in the container (if you for example login via ssh to the container and try to install a project again).
2. (Recommended) Set the environment variables in a file and mount it to the following path in the container: `/etc/inmanta/env`. This file will be loaded when starting the server and for every session that the inmanta user starts in the container.

```
inmanta-server:
  container_name: inmanta_orchestrator
  image: ghcr.io/inmanta/orchestrator:latest
  ports:
    - 8888:8888
  volumes:
    - ./resources/my-server-conf.cfg:/etc/inmanta/inmanta.cfg
    - ./resources/my-env-file:/etc/inmanta/env
```

## 2.2.7 Changing inmanta user/group id

If you mount a folder of your host in the container, and expect the inmanta user to interact with it, you might face the issue that the inmanta user inside the container doesn't have ownership of the files. You could fix this by changing the ownership in the container, but this change would also be reflected on the host, meaning that you would lose the ownership of you files. This is a very uncomfortable situation. While Podman has been offering the possibility to do a mapping of a user id in the container to a user id on the host at runtime, which would solve our problem here, Docker still doesn't offer this functionality. The inmanta container allows you to change the user and group id of the inmanta user inside the container when starting the container to match the user on the host, getting rid that way of any conflict in the files ownership.

**This can be done easily by simply setting those environment variables:**

- `INMANTA_UID`: Will change, when starting the container, the id of the inmanta user.
- `INMANTA_GID`: Will change, when starting the container, the id of the inmanta group.

If you use docker-compose, you can simply update this section of the example above:

```
inmanta-server:
  container_name: inmanta_orchestrator
```

(continues on next page)

```
...
environment:
  INMANTA_UID: 1000
  INMANTA_GID: 1000
```

## 2.2.8 Log rotation

By default, the container won't do any log rotation, to let you the choice of dealing with the logs according to your own preferences. We recommend that you do so by mounting a folder inside of the container at the following path: `/var/log`. This path contains all the logs of inmanta (unless you specified a different path in the config of the server) and the logs of the SSH server.

## 2.3 Install Inmanta with Podman and Systemd

This page explains how to setup an Inmanta orchestration server using Podman and Systemd. This guide assumes you already have [Podman](#) installed on your machine and that you are running a Linux distribution using Systemd.

**Note:** The instructions below will show you how to install the orchestrator, and make the orchestrator run as a non-root user on the host. To achieve this you can either follow the rootless instructions ([User setup](#)), running them as a simple user without elevated privileged, or as root ([Root setup](#)). If you follow the latter, make sure to create a system user that we will use to run the orchestrator process. We will assume in the next steps that such system user is named `inmanta` and its `HOME` folder is `/var/lib/inmanta`.

### 2.3.1 Podman configuration

Follow the [Podman documentation](#) to make sure that:

1. The user that will run the orchestrator (your unprivileged user, or the `inmanta` system user) has a range of `subuids` and `subgids` available to use. You can check it is the case running those commands:

#### User setup

```
$ podman unshare cat /proc/self/uid_map
0      1000      1
1      524288    65536
$ podman unshare cat /proc/self/gid_map
0      1000      1
1      524288    65536
```

#### Root setup

```
# sudo -i -u inmanta -- podman unshare cat /proc/self/uid_map
0      976      1
1      1000000  65536
# sudo -i -u inmanta -- podman unshare cat /proc/self/gid_map
0      975      1
1      1000000  65536
```

If it is not the case, you can set these up following the podman documentation referred above.

- The user that will run the orchestrator has the `runRoot` folder configured as follow.

### User setup

```
$ podman info | grep runRoot
runRoot: /run/user/1000/containers
```

The value `1000` should match the id of your user.

```
$ id -u
1000
```

### Root setup

```
# sudo -i -u inmanta -- podman info | grep runRoot
runRoot: /run/inmanta/containers
```

We overwrite the default value that podman will set for this system user for two reasons:

- The default values it picks depends on the way you used podman for the first time with this user.
- The default values it picks will contain the id of the inmanta user in its path, which we don't want to make any assumption about in the next steps.

You can change this value by updating the file at `/var/lib/inmanta/.config/containers/storage.conf`, making sure this entry is in the configuration:

```
[storage]
runroot = "/run/inmanta/containers"
```

Then create the folder and reset podman.

```
# mkdir -p /run/inmanta
# chown -R inmanta:inmanta /run/inmanta
# sudo -i -u inmanta -- podman system reset -f
A "/var/lib/inmanta/.config/containers/storage.conf" config file exists.
Remove this file if you did not modify the configuration.
```

## 2.3.2 Pull the image

Use `podman pull` to get the desired image:

### User setup

```
$ podman pull ghcr.io/inmanta/orchestrator:latest
```

## Root setup

```
# sudo -i -u inmanta -- podman pull ghcr.io/inmanta/orchestrator:latest
```

This command will pull the latest version of the Inmanta OSS Orchestrator image.

### 2.3.3 Prepare the orchestrator configuration

1. Get the default configuration file:

As of now, the container cannot be configured with environment variables, we should use a configuration file, mounted inside the container. To do this, you can get the current configuration file from the container, edit it, and mount it where it should be in the container.

#### User setup

Let's create a file on the host at `~/.config/inmanta/inmanta.cfg`. We can take as template the default file already packaged in our container image.

```
$ mkdir -p ~/.config/inmanta
$ podman run --rm ghcr.io/inmanta/orchestrator:latest cat /etc/inmanta/inmanta.
↪cfg > ~/.config/inmanta/inmanta.cfg
```

#### Root setup

Let's create a file on the host at `/etc/inmanta/inmanta.cfg`. We can take as template the default file already packaged in our container image.

```
# mkdir -p /etc/inmanta
# chown -R inmanta:inmanta /etc/inmanta
# sudo -i -u inmanta -- podman run --rm ghcr.io/inmanta/orchestrator:latest cat /
↪etc/inmanta/inmanta.cfg | sudo -i -u inmanta -- tee /etc/inmanta/inmanta.cfg
```

2. Update database settings:

It is very unlikely that your database setup will match the one described in the default config we just got. Update the configuration in the [database] section to reflect the setup you have.

---

**Note:** The setup described here assumes you already have a PostgreSQL instance available that the orchestrator can use for its persistent storage. If it is not the case, please *jump to the end of this document*, where we explain to you how to easily deploy a database using Postman and Systemd.

---

3. Make sure that there is a folder on your host that can persist all the logs of the server and that it is owned by the user running the orchestrator service.

## User setup

In this setup, the log folder on the host will be `~/.local/share/inmanta-orchestrator-server/logs`.

```
$ mkdir -p ~/.local/share/inmanta-orchestrator-server/logs
```

## Root setup

In this setup, the log folder on the host will be `/var/log/inmanta`.

```
# mkdir -p /var/log/inmanta
# chown -R inmanta:inmanta /var/log/inmanta
```

**Warning:** Inside of the container, this folder will be mounted at `/var/log/inmanta` as it is the default location where the orchestrator saves its logs. This location is configurable in the orchestrator configuration file. If you for any reason would change this location in the configuration, make sure to update any usage of the `/var/log/inmanta` folder in the next installation steps.

## 2.3.4 Start the server with systemd

Here is a systemd unit file that can be used to deploy the server on your machine.

### User setup

```
[Unit]
Description=Podman
Documentation=https://docs.inmanta.com
Wants=network-online.target
After=network-online.target
RequiresMountsFor=%t/containers

[Service]
Environment=PODMAN_SYSTEMD_UNIT=%n
Restart=on-failure
TimeoutStopSec=70
ExecStart=/usr/bin/podman run \
  --cidfile=%t/%n.ctr-id \
  --cgroups=no-common \
  --sdnotify=common \
  -d \
  --replace \
  --publish=127.0.0.1:8888:8888 \
  --uidmap=993:0:1 \
  --uidmap=0:1:993 \
  --uidmap=994:994:64543 \
  --gidmap=993:0:1 \
  --gidmap=0:1:993 \
  --gidmap=994:994:64543 \
  --name=inmanta-orchestrator-server \
  --volume=%E/inmanta/inmanta.cfg:/etc/inmanta/inmanta.cfg:z \
  --volume=%h/.local/share/inmanta-orchestrator-server/logs:/var/log/inmanta:z \
  --entrypoint=/usr/bin/inmanta \
  --user=993:993 \
```

(continues on next page)

(continued from previous page)

```

ghcr.io/inmanta/orchestrator:latest \
--log-file /var/log/inmanta/server.log --log-file-level 2 --timed-logs server
ExecStop=/usr/bin/podman stop \
--ignore -t 10 \
--cidfile=%t/%n.ctr-id
ExecStopPost=/usr/bin/podman rm \
-f \
--ignore -t 10 \
--cidfile=%t/%n.ctr-id
Type=notify
NotifyAccess=all

[Install]
WantedBy=default.target

```

You can paste this configuration in a file named `inmanta-orchestrator-server.service` in the `systemd` folder for your user. This folder is typically `~/.config/systemd/user/`.

## Root setup

```

[Unit]
Description=Podman
Documentation=https://docs.inmanta.com
Wants=network-online.target
After=network-online.target
RequiresMountsFor=/run/inmanta/containers

[Service]
User=inmanta
Group=inmanta
Environment=PODMAN_SYSTEMD_UNIT=%n
Restart=on-failure
TimeoutStopSec=70
ExecStart=/usr/bin/podman run \
--cidfile=/run/inmanta/%n.ctr-id \
--cgroups=no-common \
--sdnotify=common \
-d \
--replace \
--publish=127.0.0.1:8888:8888 \
--uidmap=993:0:1 \
--uidmap=0:1:993 \
--uidmap=994:994:64543 \
--gidmap=993:0:1 \
--gidmap=0:1:993 \
--gidmap=994:994:64543 \
--name=inmanta-orchestrator-server \
--volume=/etc/inmanta/inmanta.cfg:/etc/inmanta/inmanta.cfg:z \
--volume=/var/log/inmanta:/var/log/inmanta:z \
--entrypoint=/usr/bin/inmanta \
--user=993:993 \
ghcr.io/inmanta/orchestrator:latest \
--log-file /var/log/inmanta/server.log --log-file-level 2 --timed-logs server
ExecStop=/usr/bin/podman stop \
--ignore -t 10 \

```

(continues on next page)

(continued from previous page)

```

--cidfile=/run/inmanta/%n.ctr-id
ExecStopPost=/usr/bin/podman rm \
-f \
--ignore -t 10 \
--cidfile=/run/inmanta/%n.ctr-id
Type=notify
NotifyAccess=all

[Install]
WantedBy=default.target

```

You can paste this configuration in a file named `inmanta-orchestrator-server.service` in the `systemd` folder `/etc/systemd/system`.

**Note:**

In the configuration above, you can observe that the usage of the `--uidmap` and `--gidmap` options. We use them three times to do the following:

1. Map the user 993 inside of the container (the container's `inmanta` user) to the user 0 in the podman user namespace. This user 0 in the user namespace is actually itself mapped to the user running the `podman run` command on the host.
2. Map all users from 0 to 65536 (except for 993) inside of the container to subids of the host user running the container.

This allow us to easily share files between the host user and the `inmanta` user inside the container, avoiding any ownership conflict as they are then the same user (just seen from a different user namespace). Strictly speaking, if the image is already pulled on the host, you might get away with mapping only the `inmanta` (`--uidmap=993:0:1 --gidmap=993:0:1`) and the root (`--uidmap=0:1:1 --gidmap=0:1:1`) user and group inside of the container. But you would face issue if the container image was deleted from your host and the `run` command in the unit file tried to automatically pull the image, as the container image does contain a lot more users and groups than `inmanta` and `root` in its filesystem.

Once the `systemd` unit files are in place, make sure to enable them and reload the `systemctl` daemon.

**User setup**

```

$ systemctl --user daemon-reload
$ systemctl --user enable inmanta-orchestrator-server.service

```

**Root setup**

```

# systemctl daemon-reload
# systemctl enable inmanta-orchestrator-server.service

```

Then start the container by running the following command:

## User setup

```
$ systemctl --user start inmanta-orchestrator-server.service
```

## Root setup

```
# systemctl start inmanta-orchestrator-server.service
```

You should be able to reach the orchestrator at this address: <http://127.0.0.1:8888> on the host.

## 2.3.5 Setting environment variables

You might want your inmanta server to be able to use some environment variables. You can set the environment variables by updating your Systemd unit file, relying on the `--env/--env-file` options of the `podman run` command. Those variables will be accessible to the inmanta server, the compiler and any agent started by the server.

## 2.3.6 Log rotation

By default, the container won't do any log rotation, we let you the choice of dealing with the logs according to your own preferences. We recommend you to setup some log rotation, for example using a logrotate service running on your host.

## 2.3.7 Deploy postgresql with podman and systemd

### User setup

1. Pull the postgresql image from dockerhub.

```
$ podman pull docker.io/library/postgres:13
```

2. Create a podman network for your database and the orchestrator.

```
$ podman network create --subnet 172.42.0.0/24 inmanta-orchestrator-net
```

3. Create a systemd unit file for your database, let's name it `~/.config/systemd/user/inmanta-orchestrator-db.service`.

```
[Unit]
Description=Podman
Documentation=https://docs.inmanta.com
Wants=network-online.target
After=network-online.target
RequiresMountsFor=%t/containers

[Service]
Environment=PODMAN_SYSTEMD_UNIT=%n
Restart=on-failure
TimeoutStopSec=70
ExecStart=/usr/bin/podman run \
    --cidfile=%t/%n.ctr-id \
    --cgroups=no-common \
    --sdnotify=common \
```

(continues on next page)



(continued from previous page)

```

-d \
--replace \
--network=inmanta-orchestrator-net:ip=172.42.0.2 \
--uidmap=999:0:1 \
--uidmap=0:1:999 \
--uidmap=1000:1000:64537 \
--gidmap=999:0:1 \
--gidmap=0:1:999 \
--gidmap=1000:1000:64537 \
--name=inmanta-orchestrator-db \
--volume=%h/.local/share/inmanta-orchestrator-db/data:/var/lib/
→postgresql/data:z \
--env=POSTGRES_USER=inmanta \
--env=POSTGRES_PASSWORD=inmanta \
docker.io/library/postgres:13
ExecStop=/usr/bin/podman stop \
--ignore -t 10 \
--cidfile=%t/%n.ctr-id
ExecStopPost=/usr/bin/podman rm \
-f \
--ignore -t 10 \
--cidfile=%t/%n.ctr-id
Type=notify
NotifyAccess=all

[Install]
WantedBy=default.target

```

4. Create the folder that will contain the persistent storage for the database: `~/.local/shared/inmanta-orchestrator-db/data`.

```
$ mkdir -p ~/.local/share/inmanta-orchestrator-db/data
```

5. Reload the systemd daemon, enable the service, and start it.

```
$ systemctl --user daemon-reload
$ systemctl --user enable inmanta-orchestrator-db.service
$ systemctl --user start inmanta-orchestrator-db.service
```

6. In the unit file of the orchestrator (as described [here](#)), make sure to attach the orchestrator container to the network the database is a part of, using the `--network` option of the `podman run` command.
7. Don't forget to update the ip address of the database in the inmanta server configuration file (`~/.config/inmanta/inmanta.cfg`)!

## Root setup

For a proper install of postgres on your host system as root, please refer to the postgres documentation regarding your operating system.

## 2.4 Configure agents

Inmanta agents can be started automatically (auto-started agents) or manually (manually-started agents). This section describes how both types of agents can be set up and configured. Inmanta agents only run on Linux.

### 2.4.1 Auto-started agents

Auto-started agents always run on the Inmanta server. The Inmanta server manages the full lifecycle of these agents.

#### Configuring auto-started agents via environment settings

Auto-started agents can be configured via the settings of the environment where the auto-started agent belongs to. The following options are configurable:

- `autostart_agent_map`
- `autostart_agent_deploy_interval`
- `autostart_agent_deploy_splay_time`
- `autostart_agent_repair_interval`
- `autostart_agent_repair_splay_time`
- `autostart_on_start`

The `autostart_agent_map` requires an entry for each agent that should be autostarted. The key is the name of the agent and the value is either `local`: for agents that map to the Inmanta server or an SSH connection string when the agent maps to a remote machine. The SSH connection string requires the following format: `ssh://<user>@<host>:<port>?<options>`. Options is a ampersand-separated list of `key=value` pairs. The following options can be provided:

| Option name             | Default value       | Description   |
|-------------------------|---------------------|---|
| <code>retries</code>    | 10                  | The amount of times the orchestrator will try to establish the SSH connection when the initial attempt failed.        |
| <code>retry_wait</code> | 30                  | The amount of second between two attempts to establish the SSH connection.  |
| <code>python</code>     | <code>python</code> | The Python3 interpreter available on the remote side. This executable has to be discoverable through the system PATH. |

Auto-started agents start when they are required by a specific deployment or when the Inmanta server starts if the `autostart_on_start` setting is set to true. When the agent doesn't come up when required, consult the [troubleshooting documentation](#) to investigate the root cause of the issue.

## Configuring the `autostart_agent_map` via the `std::AgentConfig` entity

The `std::AgentConfig` entity provides functionality to add an entry to the `autostart_agent_map` of a specific environment. As such, the auto-started agents can be managed in the configuration model.

## Special Requirements for remote `std::File`, `std::Package`, `std::Service` and `exec::Run`

When using the agents built-in ssh capability, to perform actions over ssh on remote hosts, the following requirements must be met:

- The Inmanta server should have passphraseless SSH access on the machine it maps to. More information on how to set up SSH connectivity can be found at [Step 7: Configure ssh of the inmanta user](#)
- The remote machine should have a Python 2 or 3 interpreter installed. The binary executed by default is `python`.
- The user to log into the remote machine should either be `root` or have the ability to do a passwordless `sudo`. To enable passwordless `sudo` for the user `username`, add a file to `/etc/sudoers.d/` containing `username ALL=(ALL) NOPASSWD: ALL`. It is advisable to use a safe editor such as `visudo` or `sudoedit` for this. For more details, go [here](#).

## 2.4.2 Manually-started agents

Manually started agents can be run on any Linux device, but they should be started and configured manually as the name suggests.

### Requirements

The following requirements should be met for agents that don't map to the host running the agent process (i.e. The managed device is remote with respect to the Inmanta agent and the agent has to execute I/O operations on the remote machine using `self._io`):

- The Inmanta agent should have passphraseless SSH access on the machine it maps to. More information on how to set up SSH connectivity can be found at [Step 7: Configure ssh of the inmanta user](#)
- The remote machine should have a Python 2 or 3 interpreter installed. The binary executed by default is `python`.

### Step 1: Installing the required Inmanta packages

In order to run a manually started agent, the `inmanta-oss-agent` package is required on the machine that will run the agent.

```
sudo tee /etc/yum.repos.d/inmanta-oss-stable.repo <<EOF
[inmanta-oss-stable]
name=Inmanta OSS stable
baseurl=https://packages.inmanta.com/public/oss-stable/rpm/el/\$releasever/\$basearch
gpgcheck=1
gpgkey=https://packages.inmanta.com/public/oss-stable/gpg.A34DD0A274F07713.key
repo_gpgcheck=1
enabled=1
enabled_metadata=1
EOF

sudo dnf install -y inmanta-oss-agent
```

## Step 2: Configuring the manually-started agent

The manually-started agent can be configured via a `/etc/inmanta/inmanta.d/*.cfg` config file. The following options configure the behavior of the manually started agent:

- `config.state-dir`
- `config.agent-names`
- `config.environment`
- `config.agent-map`
- `config.agent-deploy-splay-time`
- `config.agent-deploy-interval`
- `config.agent-repair-splay-time`
- `config.agent-repair-interval`
- `config.agent-reconnect-delay`
- `config.server-timeout`
- `agent_rest_transport.port`
- `agent_rest_transport.host`
- `agent_rest_transport.token`
- `agent_rest_transport.ssl`
- `agent_rest_transport.ssl-ca-cert-file`

The agent will follow the pip configuration defined in the `project.yml`. Make sure it can access the pip index configured by the project (See the [pip documentation for netrc](#) for more information on how to setup authentication).

The `config.agent-map` option can be configured in the same way as the `autostart_agent_map` for auto-started agents.

## Step 3: Starting the manually-started agent

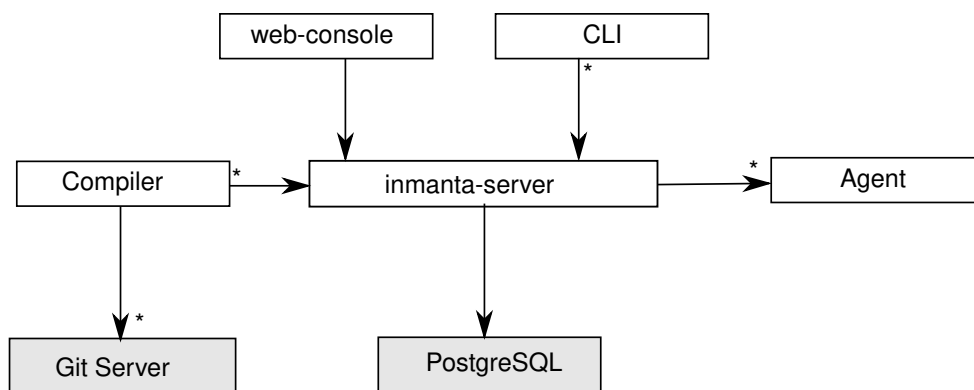
Finally, enable and start the `inmanta-agent` service:

```
sudo systemctl enable inmanta-agent
sudo systemctl start inmanta-agent
```

The logs of the agent are written to `/var/log/inmanta/agent.log`. When the agent doesn't come up after starting the `inmanta-agent` service, consult the [troubleshooting documentation](#) to investigate the root cause of the issue.

## ARCHITECTURE

The Inmanta orchestrator consists of several components:



- The Inmanta **server**: This server manages the deployment process, it keeps track of all agents and the current state of all projects. The server stores its state in PostgreSQL. All other state can be recovered after a server restart or failover.
- A PostgreSQL database: The Inmanta server stores its state in a PostgreSQL database.
- The git server: The source code of the configuration models is stored in (one or more) git repositories.
- The **compiler**: The compiler converts the source code into deployable resources and exports it to the server.
- CLI and web-console: To control the server, you can use either the web-console or the command line tools. Both communicate through the server rest API.
- The Inmanta **agents**: Agents execute configuration changes on targets. A target can be a server, a network switch or an API or cloud service. An agent can manage local and remote resources. This provides the flexibility to work in an agent based or agent-less architecture, depending on the requirements.

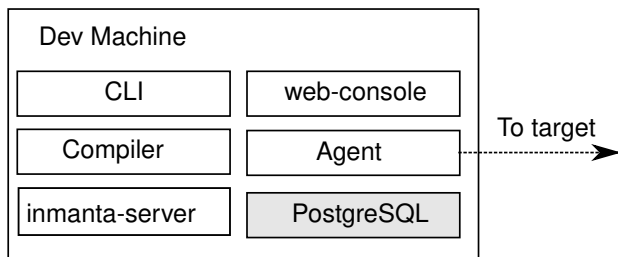
### 3.1 Usage modes

Inmanta can be used in three modes:

- **embedded**: all components are started with the *deploy* command, the server is terminated after the deploy is finished. Suitable only for development.
- **push to server**: the server runs on an external machine. Models are compiled on the developer machine and pushed to the server directly. Suitable only for small setups or for development/debug purposes.
- **autonomous server**: the server runs on an external machine. Models are stored in git repos and compiled by the server.

The last two modes support agents on same machine as the server and automatically started, or deployed as an external process.

### 3.1.1 All in one

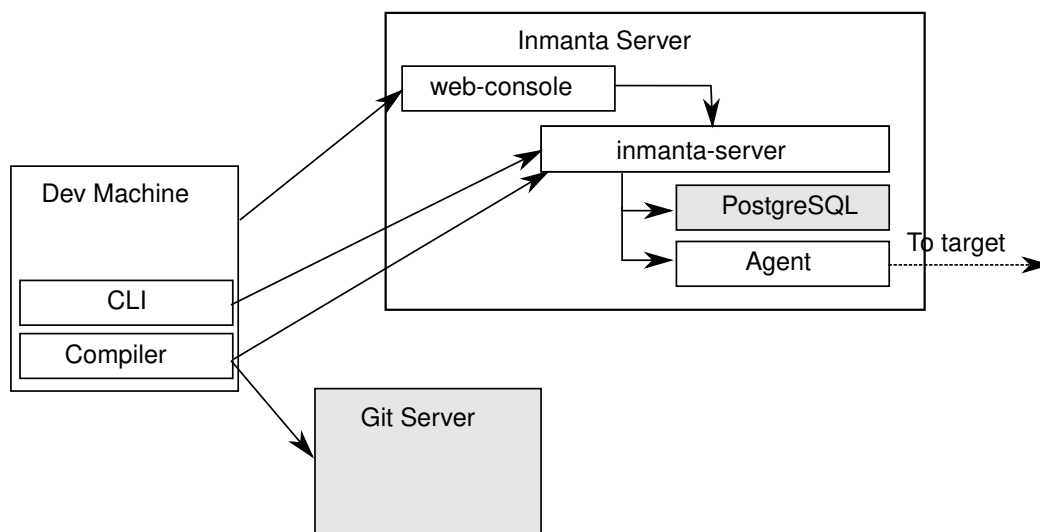


In a all-in-one deployment, all components (server, agent and postgres) are started embedded in the compiler and terminated after the deploy is complete. No specific setup is required. To deploy the current model, use:

```
inmanta deploy
```

The all-in-one deployment is ideal for testing, development and one-off deployments. State related to orchestration is stored locally in data/deploy.

### 3.1.2 Push to server



In a push to server model, the server is deployed on an external machine, but models are still compiled on the developer machine. This gives faster feedback to developers, but makes the compilation less reproducible. It also complicates collaboration.

Both the developer machine and the server need to have Inmanta installed. To compile and export models to the server from the developer machine a `.inmanta` file is required in the project directory (where you find the `main.cf` and the `project.yaml` file) to connect the compiler with the server.

Create a `.inmanta` file in the project directory and include the following configuration:

```
[config]
environment=$ENV_ID

[compiler_rest_transport]
```

(continues on next page)

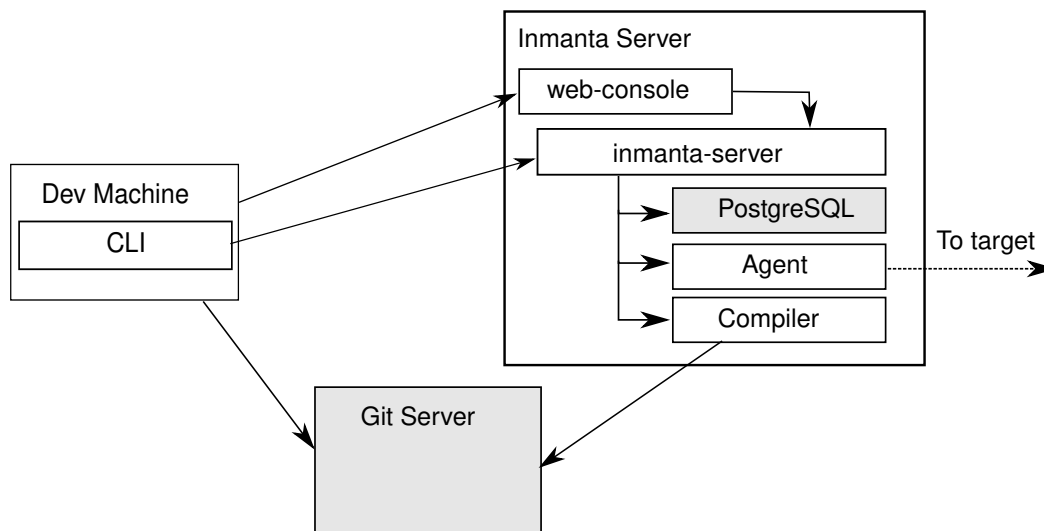
(continued from previous page)

```
host=$SERVER_ADDRESS
port=$SERVER_PORT
```

Replace `$ENV_ID`, `$SERVER_ADDRESS` and `$SERVER_PORT` with the correct values (See [`compiler\_rest\_transport`](#) for more details when using `ssl` and or `auth`, [`config.environment`](#) explains the environment setting). A best practice is to not add the `.inmanta` to the git repository. Because different developer may use different orchestration servers.

- `inmanta compile` compiles the current project but does not upload the result to the orchestration server.
- `inmanta export` compiles and uploads the current project to the orchestration server. Depending on the environment settings the server will release and deploy the model or it becomes available in the `new` state.
- `inmanta export -d` compiles, uploads and releases the current project. The result will start deploying immediately.

### 3.1.3 Autonomous server



With an autonomous server, developers can no longer push models into production directly. Only the server itself compiles the models. This ensures that every compile is repeatable and allows collaboration because all changes *have* to be committed.

## 3.2 Agent modes

The Inmanta agent performs all changes in the infrastructure. Either the orchestration server starts an agents or an agent is deployed as a separate process.

- **agentless:** Autostarted agents allow for an agentless mode: no explicit agents need to be started. When the agent needs to make changes on machine/vm it can make the changes over remote over ssh. Autostarted agents are controlled by using `std::AgentConfig`. `ip::Host` and subclasses can automatically configure an agent with the `remote_agent` attribute.
- **external agent:** External agent processes need explicit configuration to connect to the orchestration server. The `aws` and `openstack` modules use the `platform` module to generate a `user_data` bootscrip for virtual machines to install an agent and connect to the orchestration server. The `install_agent` boolean controls this option.

## 3.3 Resource deployment

The agent is responsible for:

- repair the infrastructure at regular intervals
- change the infrastructure at regular intervals
- enforce desired state when the server requests it

### 3.3.1 Repair

At regular intervals the agent verifies that the current state of all resources it manages matches the desired state provided by the orchestration server. For a repair the agent verifies all resources, even if the last known current state already matches the desired state. In the current release all deploys are done through a repair and run by default every 600 seconds. This is controlled with `config.agent-repair-interval`, when this option is set to 0 no repairs are performed.

### 3.3.2 Deploy changes

For very large infrastructures or infrastructure that is too slow (for example network devices with underpowered control planes or thousands of managed resources) a repair cannot run often. For example, only once a week. When this is the case, the agent can deploy only known changes (based on the previous deployed state cached by the orchestration server). This interval is controlled by `config.agent-deploy-interval`. This interval should be a lot shorter than `config.agent-repair-interval`

When a repair is running and a deploy run is started, the repair is cancelled, the deploy is performed and then the repair is restarted. This repair starts again from scratch. So when repairs take a very long time, they might never finish completely when there is a high rate of change.

### 3.3.3 Push changes

For very interactive changes the server pushes changes to the agent. The server can push full and incremental desired state to the agent.

- **incremental** only deploys resource for which the orchestrator knows there are changes, based on the last known deploy status of the resource.
- **full** always deploys all resources even if the last know status of the resource already matches desired state.



## LANGUAGE REFERENCE

The Inmanta language is a declarative language to model the configuration of an infrastructure.

The evaluation order of statements is determined by their dependencies on other statements and not based on the lexical order. i.e. The code is not necessarily executed top to bottom.

### 4.1 Modules

The source is organized in modules. Each module is a git repository with the following structure:

```
module/  
+-- files/  
+-- model/  
| +-- _init.cf  
+-- plugins/  
+-- templates/  
+-- module.yml
```

---

**Note:** The module format described here is the v1 module format. For more details see [Understanding Modules](#).

---

The `module.yml` file, the `model` directory and the `model/_init.cf` are required.

For example:

```
test/  
+-- files/  
+-- model/  
| +-- _init.cf  
| +-- services.cf  
| +-- policy  
| | +-- _init.cf  
| | +-- other.cf  
+-- plugins/  
+-- templates/  
+-- module.yml
```

The model code is in the `.cf` files. Each file forms a namespace. The namespaces for the files are the following.

| File                       | Namespace           |
|----------------------------|---------------------|
| test/model/_init.cf        | test                |
| test/model/services.cf     | test::services      |
| test/model/policy/_init.cf | test::policy        |
| test/model/policy/other.cf | test::policy::other |

Modules are only loaded when they are imported by a loaded module or the `main.cf` file of the project.

To access members from another namespace, it must be imported into the current namespace.:

```
import test::services
```

Imports can also define an alias, to shorten long names:

```
import test::services as services
```

## 4.2 Variables

Variables can be defined in any lexical scope. They are visible in their defining scope and its children. A lexical scope is either a namespaces or a code block (area between `:` and `end`).

Variable names must start with a lower case character and can consist of the characters: `a-zA-Z_0-9-`

A value can be assigned to a variable exactly once. The type of the variable is the type of the value. Assigning a value to the same variable twice will produce a compiler error, unless the values are identical.

Variables from other modules can be referenced by prefixing them with the module name (or alias)

```
import redhat
os = redhat::fedora23
import ubuntu as ubnt
os2 = ubnt::ubuntu1204
```

## 4.3 Literals values

Literal values can be assigned to variables

```
var1 = 1 # assign an integer, var1 contains now a number
var2 = 3.14 # assign a float, var2 also contains a number
var3 = "This is a string" # var3 contains a string
var4 = r"This is a raw string" # var4 contains a raw string

# var 5 and 6 are both booleans
var5 = true
var6 = false

# var7 is a list of values
var7 = ["fedora", "ubuntu", "rhel"]

# a dictionary with string keys and any type of values is also a primitive
var8 = { "foo":"bar", "baz": 1}

# var9 contains the same value as var2
var9 = var2

# next assignment will not return an error because var1 already contains this value
var1 = 1

# next assignment would return an error because var1 already has a different value
#var1 = "test"

#ref to a variable from another namespace
```

(continues on next page)

(continued from previous page)

```
import ip::services
sshservice = ip::services::ssh
```

## 4.4 Arithmetic operations

The following arithmetic operations are supported:

- Addition (+)
- Substraction (-)
- Multiplication (\*)
- Division (/)
- Exponentiation (\*\*)
- Modulo (%)

Example:

```
var = 3 + 5
var = 10 - 2
var = 4 * 2
var = int(16 / 2)
var = 2 ** 3
var = 18 % 10
```

Note that the result of the division operation is cast to the type `int`. This is done because a division always results in a value of type `float`.

## 4.5 Primitive types

The basic primitive types are `string`, `float`, `int` or `bool`. These basic types also support type casts:

---

**Note:** To initialize or assign a float, the value should either include a decimal point or be explicitly converted to a float type.

---

```
assert = true
assert = int("1") == 1
assert = float("1.2") == 1.2
assert = int(true) == 1
assert = bool(1.2) == true
assert = bool(0) == false
assert = bool(null) == false
assert = bool("x") == true
# like in Python, only empty strings are considered false
assert = bool("false") == true
assert = bool("") == false
assert = string(true) == "true"
```

Constrained primitive types can be derived from the basic primitive type with a typedef statement. Constrained primitive types add additional constraints to the basic primitive type with either a Python regex or a logical *condition*. The name of the constrained primitive type must not collide with the name of a variable or type in the same lexical scope.

A regex matches a given string when zero or more characters at the beginning of that string match the regular expression. A dollar sign should be used at the end of the regex if a full string match is required.

```
typedef : 'typedef' ID 'as' PRIMITIVE 'matching' condition|regex;
```

For example

```
typedef tcp_port as int matching self > 0 and self < 65535
typedef mac_addr as string matching /[0-9a-fA-F]{2}(:[0-9a-fA-F]{2}){5}$/
```

Lists of primitive types are also primitive types: `string[]`, `float[]`, `bool[]` or `mac_addr[]`

`dict` is the primitive type that represents a dictionary, with string keys. Dict values can be accessed using the `[]` operator. All members of a dict have to be set when the dict is constructed. e.g.

```
#correct
a = {"key":"value", "number":7}
value = a["key"]
# value = "value"
# incorrect, can't assign to dict after construction
# a["otherkey"] = "othervalue"
```

## 4.5.1 Strings

There are four kinds of strings in the Inmanta language:

- regular strings

```
regular_string_1 = "This is...\n...a basic string."
```

```
# Output when displayed:
# This is...
# ...a basic string.
```

```
regular_string_2 = 'This one too.'
```

```
# Output when displayed:
# This one too.
```

- multi-line strings

It is possible to make a string span multiple lines by triple quoting it e.g.:

```
multi_line_string = """This
string
spans
multiple
lines"""
```

```
# Output when displayed:
# This
# string
# spans
# multiple
# lines
```

---

**Note:** Unlike python's multi-line strings, only double quotes are supported to define a multi-line string i.e. `"""` is valid, but `'''` is not.

---

- raw strings

Raw strings are similar to python's raw strings in that they treat backslashes as regular characters. On the other hand, in regular and multi-line strings, escape characters (e.g. `\n`, `\t`...) are interpreted and therefore backslashes need to be escaped in order to be displayed. In addition, no variable expansion is performed in raw strings.

```
raw_string = r"This is...\n...a raw string."

# Output when displayed:
# This is...\n...a raw string.

hostname = "serv1.example.org"
raw_motd = r>Welcome to {hostname}"

# Output when displayed:
# Welcome to {hostname}
```

- f-strings

An alternative syntax similar to python's f-strings can be used for string formatting.

```
hostname = "serv1.example.org"
motd = f>Welcome to {hostname}"

# Output when displayed:
# Welcome to serv1.example.org
```

Python's format specification mini-language can be used for fine-grained formatting:

```
width = 10
precision = 2
arg = 12.34567

std::print(f"result: {arg:{width}.{precision}f}")

# Output:
# result:      12.35
```

---

**Note:** The `'=` character specifier added in python 3.8 is not supported yet in the Inmanta language.

---

---

**Note:** Unlike in python, raw and format string cannot be used together in the same string e.g. `raw_and_format = rf"Both specifiers"` is not allowed.

---

## String interpolation

An alternative syntax to f-strings is string interpolation. It allows variables to be included as parameters inside a regular or multi-line string. The included variables are resolved in the lexical scope of the string they are included in:

```
hostname = "serv1.example.org"
motd = "Welcome to {{hostname}}"

# Output when displayed:
# Welcome to serv1.example.org
```

## String concatenation

Strings can be concatenated with the + operator.

```
hello_world = "hello " + "world"
```

## 4.6 Conditions

Conditions can be used in typedef, implements and if statements. A condition is an expression that evaluates to a boolean value. It can have the following forms

```
condition : '(' condition ')'
           | condition 'or' condition
           | condition 'and' condition
           | 'not' condition
           | value
           | value ('>' | '>=' | '<' | '<=' | '==' | '!=') value
           | value 'in' value
           | value 'not in' value
           | functioncall
           | value 'is' 'defined'
           ;
```

The `in` and `not in` operators can be used to check if a value is present in a list:

```
myfiles = ["/a/b/c", "/c/d/e", "x/y/z/u/v/w"]

condition1 = "/a/b/c" in myfiles # evaluates to True
condition2 = "/f/g/h" in myfiles # evaluates to False

condition3 = "/a/b/c" not in myfiles # evaluates to False
condition4 = "/f/g/h" not in myfiles # evaluates to True

condition5 = not "/a/b/c" in myfiles # evaluates to False
condition6 = not "/f/g/h" in myfiles # evaluates to True
```

The `is defined` keyword checks if a value was assigned to an attribute or a relation of a certain entity. The following example sets the monitoring configuration on a certain host when it has a monitoring server associated:

```
entity Host:
end
```

(continues on next page)

(continued from previous page)

```

entity MonitoringServer:
end

Host.monitoring_server [0:1] -- MonitoringServer

implement Host using monitoringConfig when monitoring_server is defined

implementation monitoringConfig for Host:
    # Set monitoring config
end

```

Empty lists are considered to be unset.

## 4.7 Function calls / Plugins

Each module can define plugins. Plugins can contribute functions to the module's namespace. The function call syntax is

```

functioncall : moduleref '.' ID '(' arglist? ')';
arglist : arg
        | arglist ',' arg
        ;
arg : value
    | key '=' value
    | '**' value
    ;

```

For example

```

std::familyof(host.os, "rhel")
a = param::one("region", "demo::forms::AWSForm")

hello_world = "Hello World!"
hi_world = std::replace(hello_world, new = "Hi", old = "Hello")
dct = {
    "new": "Hi",
    "old": "Hello",
}
hi_world = std::replace(hello_world, **dct)

```

## 4.8 Entities

Entities model configuration concepts. They are like classes in other object oriented languages: they can be instantiated and they define the structure of their instances.

Entity names must start with an upper case character and can consist of the characters: a-zA-Z\_0-9-

Entities can have a number of attributes and relations to other entities. Entity attributes have primitive types, with an optional default value. An attribute has to have a value unless the nullable variant of the primitive type is used. An attribute that can be null uses a primitive type with a ? such as `string?`. A value can also be assigned only once to an attribute that can be null. To indicate that no value will be assigned, the literal `null` is available. `null` can also be the default value of an attribute.

Entities can inherit from multiple other entities. Entities inherits attributes and relations from parent entities. All entities inherit from `std::Entity`.

It is not possible to override or rename attributes or relations. However, it is possible to override defaults. Default values for attributes defined in the class take precedence over those in the parent classes. When a class has multiple parents, the left parent takes precedence over the others. A default value can be removed by setting its value to `undef`.

The syntax for defining entities is:

```
entity: 'entity' ID ('extends' classlist)? ':' attribute* 'end';
classlist: class
           | class ',' classlist;
attribute: primitve_type ID ('=' literal)?;
```

Defining entities in a configuration model

```
entity File:
  string path
  string content
  int mode = 640
  string[] list = []
  dict things = {}
end
```

## 4.9 Relations

A Relation is a unidirectional or bidirectional relation between two entities. The consistency of a bidirectional double binding is maintained by the compiler: assignment to one side of the relation is an implicit assignment of the reverse relation.

Relations are defined by specifying each end of the relation together with the multiplicity of each relation end. Each end of the relation is named and is maintained as a double binding by the compiler.

Defining relations between entities in the domain model

```
relation: class '.' ID multi '--' class '.' ID multi
          | class '.' ID multi annotation_list class '.' ID multi ;
annotation_list: value
                | annotation_list ',' value
```

For example a bidirectional relation:

```
File.service [1] -- Service.file [1:]
```

Or a unidirectional relation

```
uni_relation : class '.' ID multi '--' class
              | class '.' ID multi annotation_list class;
```

For example

```
Service.file [1:] -- File
```

Relation multiplicities are enforced by the compiler. If they are violated a compilation error is issued.



## 4.10 Instantiation

Instances of an entity are created with a constructor statement

```
File(path="/etc/motd")
```

A constructor can assign values to any of the properties (attributes or relations) of the entity. It can also leave the properties unassigned. For attributes with default values, the constructor is the only place where the defaults can be overridden.

Values can be assigned to the remaining properties as if they are variables. To relations with a higher arity, multiple values can be assigned. Additionally, *null* can be assigned to relations with a lower arity of 0 to indicate explicitly that the model will not assign any values to the relation attribute.

```
Host.files [0:] -- File.host [1]

h1 = Host("test")
f1 = File(host=h1, path="/opt/1")
f2 = File(host=h1, path="/opt/2")
f3 = File(host=h1, path="/opt/3")

# h1.files equals [f1, f2, f3]

FileSet.files [0:] -- File.set [1]

s1 = FileSet()
s1.files = [f1, f2]
s1.files = f3

# s1.files equals [f1, f2, f3]

s1.files = f3
# adding a value twice does not affect the relation,
# s1.files still equals [f1, f2, f3]
```

In addition, attributes can be assigned in a constructor using keyword arguments by using `**dct` where `dct` is a dictionary that contains attribute names as keys and the desired values as values. For example:

```
Host.files [0:] -- File.host [1]
h1 = Host("test")

file1_config = {"path": "/opt/1"}
f1 = File(host=h1, **file1_config)
```

It is also possible to add elements to a relation with the `+=` operator:

```
Host.files [0:] -- File.host [1]

h1 = Host("test")
h1.files += f1
h1.files += f2
h1.files += f3

# h1.files equals [f1, f2, f3]
```

---

**Note:** This syntax is only defined for relations. The `+=` operator can not be used on variables, which are immutable.

---

### 4.10.1 Referring to instances

When referring to entities in the same module, a parent model or std, short names can be used

Following code blocks are equivalent and both valid

```
std::Host("test")
```

```
Host("test")
```

When constructing entities from other modules, the fully qualified name must be used

```
import srlinux
import srlinux::interface

interface = srlinux::Interface(
  subinterface = srlinux::interface::Subinterface(
  )
)
```

When nesting constructors, short names can be used for the nested constructors, because their types can be inferred

```
import srlinux
import srlinux::interface

interface = srlinux::Interface( # This type is qualified
  subinterface = Subinterface( # This type is inferred
  )
)
```

However, when relying on type inference:

1. avoid creating sibling types with the same name, but different fully qualified name, as they may become indistinguishable, breaking the inference on existing models.
  1. if multiple types exist with the same name, and one is in scope, that one is selected (i.e. it is defined in this module, a parent module or std)
  2. if multiple types exist that are all out of scope, inference fails
2. make sure the type you want to infer is imported somewhere in the model. Otherwise the compiler will not find it.

## 4.11 Refinements

Entities define what should be deployed. Entities can either be deployed directly (such as files and packages) or they can be refined. Refinement expands an abstract entity into one or more more concrete entities.

For example, `apache::Server` is refined as follows

```
implementation apacheServerDEB for Server:
  pkg = std::Package(host=host, name="apache2-mpm-worker", state="installed")
  pkg2 = std::Package(host=host, name="apache2", state="installed")
  svc = std::Service(host=host, name="apache2", state="running", onboot=true, ↵
↵reload=true, requires=[pkg, pkg2])
  svc.requires = self.requires

  # put an empty index.html in the default documentroot so health checks do not fail
  index_html = std::ConfigFile(host=host, path="/var/www/html/index.html", content="
```

(continues on next page)

(continued from previous page)

```

→",
        requires=pkg)
    self.user = "www-data"
    self.group = "www-data"
end

implement Server using apacheServerDEB when std::familyof(host.os, "ubuntu")

```

For each entity one or more refinements can be defined with the `implementation` statement. Implementations are connected to entities using the `implement` statement.

When an instance of an entity is constructed, the runtime searches for refinements. One or more refinements are selected based on the associated *conditions*. When no implementation is found, an exception is raised. Entities for which no implementation is required are implemented using `std::none`.

In the implementation block, the entity instance itself can be accessed through the variable `self`.

`implement` statements are not inherited, unless a statement of the form `implement ServerX using parents` is used. When it is used, all implementations of the direct parents will be inherited, including the ones with a `where` clause.

The syntax for implements and implementation is:

```

implementation: 'implementation' ID 'for' class ':' statement* 'end';
implement: 'implement' class 'using' implement_list
          | 'implement' class 'using' implement_list_cond 'when' condition
          ;
implement_list: implement_list_cond
              | 'parents'
              | implement_list ',' implement_list
              ;
implement_list_cond: ID
                   | ID ',' implement_list_cond
                   ;

```

## 4.12 Indexes and queries

Index definitions make sure that an entity is unique. An index definition defines a list of properties that uniquely identify an instance of an entity. If a second instance is constructed with the same identifying properties, the first instance is returned instead.

All identifying properties must be set in the constructor.

Indices are inherited. i.e. all identifying properties of all parent types must be set in the constructor.

Defining an index

```

entity Host:
    string name
end

index Host(name)

```

Explicit index lookup is performed with a query statement

```
testhost = Host[name="test"]
```

For indices on relations (instead of attributes) an alternative syntax can be used

```
entity File:
  string path
end

Host.files [0:] -- File.host [1]

index File(host, path)

a = File[host=vm1, path="/etc/passwd"] # normal index lookup
b = vm1.files[path="/etc/passwd"] # selector style index lookup
# a == b
```

---

**Note:** The use of float (or number) as part of index properties is generally discouraged. This is due to the reliance of index matching on precise equality, while floating-point numbers are represented with an inherent imprecision. If floating-point attributes are used in an index, it is crucial to handle arithmetic operations with caution to ensure the accuracy of the attribute values for index operations.

---

## 4.13 For loop

To iterate over the items of a list, a for loop can be used

```
for i in std::sequence(size, 1):
  app_vm = Host(name="app{{i}}")
end
```

The syntax is:

```
for: 'for' ID 'in' value ':' statement* 'end';
```

## 4.14 If statement

An if statement allows to branch on a condition.

```
if nodecount > 1:
  self.cluster_mode = "multi"
elif node == 1:
  self.cluster_mode = "single"
else:
  self.cluster_mode = "off"
end
```

The syntax is:

```
if : 'if' condition ':' statement* ('elif' condition ':' statement*)* ('else' ':' ↵
↪statement*)? 'end';
```

The *Conditions* section describes allowed forms for the condition.

## 4.15 Conditional expressions

A conditional expression is an expression that evaluates to one of two subexpressions depending on its condition.

```
x = n > 0 ? n : 0
```

Which evaluates to `n` if `n > 0` or to `0` otherwise.

The syntax is:

```
conditional_expression : condition '?' expression ':' expression;
```

The *Conditions* section describes allowed forms for the condition.

## 4.16 List comprehensions

A list comprehension constructs a list (either a primitive list or a relation) by mapping over another list, optionally filtering some values.

```
myfiles = ["/a/b/c", "/c/d/e", "x/y/z/u/v/w"]
# create File instance for each file in myfiles shorter than 10 characters
host.files = [File(path=path) for path in myfiles if std::length(path) < 10]
```

The syntax is the following.

```
list_comprehension : '[' expression ('for' ID 'in' expression)+ ('if' expression)* '']'
```

It shows that the list comprehension allows for multiple `for` expressions and multiple `if` guards. The top `for` is always executed first, as if it were the outer `for` in a conventional for loop. Here's an example:

```
all_short_files = [
  file
  for host in all_hosts
  for file in host.files # we can refer to the upper loop variable `host`
  if host.name != "exclude_this_host"
  if std::length(file.path) < 10
]
```

While the inmanta language does not make any guarantees about statement execution order, it does provide some guarantees regarding data ordering for list comprehensions. In the context of relations even data order doesn't matter, but in the context of a literal list it might. In such a context the list comprehension promises to keep the order of the list in the `for` expression.

```
my_ordered_numbers = std::sequence(10)
my_ordered_pairs = [{"{i}-{i}"} for i in my_ordered_numbers]
# order is kept => ["0-0", "1-1", "2-2", ...]
```

## 4.17 Transformations

At the lowest level of abstraction the configuration of an infrastructure often consists of configuration files. To construct configuration files, templates and string interpolation can be used.

### 4.17.1 Templates

Inmanta integrates the Jinja2 template engine. A template is evaluated in the lexical scope where the `std::template` function is called. This function accepts as an argument the path of a template file. The first part of the path is the module that contains the template and the remainder of the path is the path within the template directory of the module.

The integrated Jinja2 engine supports to the entire Jinja feature set, except for subtemplates. During execution Jinja2 has access to all variables and plug-ins that are available in the scope where the template is evaluated. However, the `::` in paths needs to be replaced with a `..`. The result of the template is returned by the template function.

Using a template to transform variables to a configuration file

```
hostname = "wwwserv1.example.com"
admin = "joe@example.com"
motd_content = std::template("motd/message.tpl")
```

The template used in the previous listing

```
Welcome to {{ hostname }}
This machine is maintained by {{ admin }}
```

## 4.18 Plug-ins

For more complex operations, python plugins can be used. Plugins are exposed in the Inmanta language as function calls, such as the template function call. A template accepts parameters and returns a value that it computed out of the variables. Each module that is included can also provide plug-ins. These plug-ins are accessible within the namespace of the module. The *Developing Plugins* section of the module guide provides more details about how to write a plugin.

## MODEL DEVELOPER DOCUMENTATION

### 5.1 Developer Getting Started Guide

This guide explains how to set up the recommended developer setup on a Linux machine. Other development setups are possible, but this one provides a good starting point.

- Install VS Code and Inmanta extension.
- Setting up Python virtual environments.
- Setting up a project.
- Set project sources
- Setting up a module
- Run tests
- Module developers guide
- Required environment variables

**The examples below are using pip your system might require you to use pip3.**

#### 5.1.1 Install VS Code and Inmanta extension

The developer setup is based on VSCode with the Inmanta extension.

In order to install VS Code, you can refer to [this](#) page.

Inmanta's extension in VS Code marketplace can be found [here](#).

Further information about Inmanta VS Code extension is available on [this](#) page.

#### 5.1.2 Setting up Python virtual environments

For every project that you work on, we recommend using a new virtual environment. If you are unfamiliar with venv's, you can check out [this](#) page.

To create a virtual environment:

```
python3 -m venv ~/.virtualenvs/my_project
```

Then activate it by running:

```
source ~/.virtualenvs/my_project/bin/activate
```

**Upgrading your pip will save you a lot of time and troubleshooting.**

You can do so by running:

```
pip install --upgrade pip wheel
```

### 5.1.3 Setting up a project

At the time of this writing, linting and code navigation in IDEs work only if you have a project, so even if you only work on a single module, it is best to have a project.

There are two scenarios:

1. *Working on a New Project.*
2. *Working on an Existing Project.*

#### Working on a New Project

To create a new project you need to install some essential packages as follows:

```
pip install inmanta-core pytest-inmanta
```

Create a new project using the `inmanta-project-template`:

```
pip install cookiecutter
cookiecutter https://github.com/inmanta/inmanta-project-template.git
```

Navigate into the project and install the module dependencies using the `inmanta CLI` tool:

```
cd <project_name>
inmanta project install
```

V1 modules will be downloaded to the `downloadpath` configured in the `project.yml` file. V2 modules are installed in the active Python environment. For more details go [here](#). Once you are done with creating a project, you can open VS Code by running:

```
code .
```

#### Working on an Existing Project

When working on an existing project, you need to `clone` them first:

```
git clone <project_url>
```

They also come with a `requirements.dev.txt` to install the development dependencies:

```
cd <project_name>
pip install -r requirements.dev.txt
```

The module dependencies are installed using the `inmanta CLI` tool:

```
inmanta project install
```



## 5.1.4 Set project sources

When starting a new project, the next step is to set the sources of your project so that it knows where to get its required modules from.

### V1 module source

If you only use opensource v1 modules as provided by Inmanta, you can skip below step.

1. Find the module you want to work on
2. Copy the SSH URL of the repo
3. In your VS code, open the `project.yml` file and under `repo:`, add the copied line there but keep in mind to replace the name of a specific module with a place holder, like below example:

```
code project.yml
```

```
repo:  
- url: git@code.inmanta.com:example/my_module.git  
  type: git
```

Becomes:

```
repo:  
- url: git@code.inmanta.com:example/{}.git  
  type: git
```

- Now, in your `main.cf` file, if you import a module like, `import <my_module>` and save the file, you can get code completion. If you are working on an existing project with a populated `main.cf` file, code completion will work as expected.

**Please note, code completion and navigation work on modules that are imported in the `main.cf` file.**

### Pip index for V2 modules and V1 modules' dependencies

Add the pip index where your modules and dependencies are hosted to `project.yml` in the `pip.index-url` section. For example, for modules hosted on PyPi:

```
pip:  
  index-url: https://pypi.org/simple/
```

## 5.1.5 Setting up a module

Like projects, there are also two scenarios:

1. *Working on a New Module.*
2. *Working on an Existing Module.*

### Working on a New Module

Same as *Working on a New Project* part, modules can also be created like:

```
pip install cookiecutter
cookiecutter --checkout v1 https://github.com/inmanta/inmanta-module-template.git
```

for a v1 module. If you want to use the module in a project, make sure to put it in the project's module path.

For a v2 module, use the v2 cookiecutter template, then install the module:

```
pip install cookiecutter
cookiecutter https://github.com/inmanta/inmanta-module-template.git
pip install -e ./<module-name>
```

This will install a Python package with the name `inmanta-module-<module-name>` in the active environment.

If you want to use the v2 module in a project, make sure to set up a v2 module source as outlined in the section above, then add the module as a dependency of the project as described in *Working on an Existing Module*. The location of the module directory is not important for a v2 module.

For more information on how to work on modules, see *Understanding Modules* and the [module template documentation](#).

### Working on an Existing Module

Modules that you want to work on, have to be added to your Inmanta project using the following command. This command also installs the module into the project.

```
inmanta module add --v1 <module-name>
```

for a v1 module or

```
inmanta module add --v2 <module-name>
```

for a v2 module. The latter will implicitly trust any Python package named `inmanta-module-<module-name>` in the project's configured module source.

When starting to work on an existing module, it is recommended to check the `readme.md` file that comes with the module to see the instructions on how to install and use them.

### 5.1.6 Running Test

To run test on modules, it is *recommended* to set the `INMANTA_TEST_ENV` environment variable to speed up your tests and avoid creating virtual environments at each test run.

1. Create a temp directory and export the path:

```
export INMANTA_TEST_ENV=$(mktemp -d)
```

2. Install required dependencies

```
pip install -r requirements.txt -r requirements.dev.txt
```

3. Run the test

```
python -m pytest tests
```

## 5.2 Project creation guide

This guide explains how to create a project. For detailed documentation see: [project.yml](#).

### 5.2.1 Create a new source project

The Inmanta compiler expects a *project* with basic configuration. This project is a directory that contains the source code of the configuration model. This project also matches with a *project* defined on the server, from which multiple *environments* can be deployed.

```
1 pip install cookiecutter
2 cookiecutter gh:inmanta/inmanta-project-template
```

**Note:** The cookiecutter template also sets up git for the new project. This is a best practice to version control your infrastructure code.

Inside the project the compiler expects a `project.yml` file that defines metadata about the project, the location to store modules, repositories where to find modules and possibly specific versions of modules. [project.yml](#) provides an overview about the supported metadata attributes.

An example `project.yml` could be:

```
1 name: test
2 description: a test project
3 author: Inmanta
4 author_email: code@inmanta.com
5 license: ASL 2.0
6 copyright: 2020 Inmanta
7 modulepath: libs
8 downloadpath: libs
9 repo:
10   - url: https://github.com/inmanta/
11     type: git
12 install_mode: release
13 requires:
14 pip:
15   index-url: https://pypi.org/simple
16   extra-index-url: []
17   pre: false
18   use-system-config: false
```

**Warning:** Using more than one Python package index in the project config is discouraged. It is a security risk and using more than one should be done with extreme care. Only proceed if you are aware of dependency confusion attacks. For more information see the [pip documentation](#) and the draft [PEP 708](#)

## 5.2.2 The main file

The `main.cf` is the place where the compiler starts executing code first. For example, the `main.cf` below calls the `print` plugin from the `std` module.

```
1 std::print("hello world")
```

---

**Note:** The `std` module is the only module that does not have to be imported explicitly.

---

Before the project can be executed, the `std` module has to be installed. This is done by executing the following command in the project directory:

```
inmanta project install
```

The example can be executed with `inmanta compile`. This prints out “hello world” on stdout.

## 5.3 Module creation guide

This guide explains how to create a module. For detailed documentation see: [module.yml](#) and [setup.cfg](#).

### 5.3.1 Create a new source module

For a v1 module:

```
1 pip install cookiecutter
2 cookiecutter --checkout v1 gh:inmanta/inmanta-module-template
```

For a v2 module:

```
1 pip install cookiecutter
2 cookiecutter gh:inmanta/inmanta-module-template
```

---

**Note:** The cookiecutter template also sets up git for the new module. This is a best practice to version control your infrastructure code.

---

Inside the module the compiler expects a `module.yml` file (for v1) or a `setup.cfg` file (for v2) that defines metadata about the module. [module.yml](#) and [setup.cfg](#) provide an overview about the supported metadata attributes.

## 5.4 Understanding Modules

In Inmanta all orchestration model code and related files, templates, plugins and resource handlers are packaged in a module. Modules can be defined in two different formats, the V1 format and the V2 format. The biggest difference between both formats is that all Python tools can run on V2 modules, because V2 modules are essentially Python packages. New modules should use the V2 module format. The following sections describe the directory layout of the V1 and the V2 module formats and their metadata files.

---

**Note:** V2 modules can not depend on V1 modules.

---

### 5.4.1 V2 module format

A complete V2 module might contain the following files:

```

module
|
|__ MANIFEST.in
|__ setup.cfg
|__ pyproject.toml
|
|__ model
|   |__ _init.cf
|   |__ services.cf
|
|__ inmanta_plugins/<module-name>/
|   |__ __init__.py
|   |__ functions.py
|
|__ files
|   |__ file1.txt
|
|__ templates
|   |__ conf_file.conf.tpl

```

- The root of the module directory contains a `setup.cfg` file. This is the metadata file of the module. It contains information, such as the version of the module. More details about the `setup.cfg` file are defined in the next section.
- The `pyproject.toml` file defines the build system that should be used to package the module and install the module into a virtual environment from source.
- The only mandatory subdirectory is the `model` directory containing a file called `_init.cf`. What is defined in the `_init.cf` file is available in the namespace linked with the name of the module. Other files in the `model` directory create subnamespaces.
- The `inmanta_plugins/<module-name>/` directory contains Python files that are loaded by the platform and can extend it using the Inmanta API. This python code can provide plugins or resource handlers.

The template, file and source plugins from the `std` module expect the following directories as well:

- The `files` directory contains files that are deployed verbatim to managed machines.
- The `templates` directory contains templates that use parameters from the orchestration model to generate configuration files.

#### The `setup.cfg` metadata file

The `setup.cfg` file defines metadata about the module. The following code snippet provides an example about what this `setup.cfg` file looks like:

```

[metadata]
name = inmanta-module-mod1
version = 1.2.3
license = Apache 2.0

[options]
install_requires =
    inmanta-modules-net ~0.2.4
    inmanta-modules-std >1.0,<2.5

```

(continues on next page)

(continued from previous page)

```

cookiecutter~=1.7.0
cryptography>1.0,<3.5

[options.extras_require]
feature-x =
    inmanta-modules-mod2

zip_safe=False
include_package_data=True
packages=find_namespace:

[options.packages.find]
include = inmanta_plugins*
```

- The metadata section defines the following fields:
  - name: The name of the resulting Python package when this module is packaged. This name should follow the naming schema: `inmanta-module-<module-name>`.
  - version: The version of the module. Modules must use semantic versioning.
  - license: The license under which the module is distributed.
  - deprecated: Optional field. If set to True, this module will print a warning deprecation message when used.
- The `install_requires` config option in the `options` section of the `setup.cfg` file defines the dependencies of the module on other Inmanta modules and external Python libraries. These version specs use [PEP440 syntax](#). Adding a new module dependency to the module should be done using the `inmanta module add` command instead of altering the `setup.cfg` file by hand. Dependencies with extras can be defined in this section using the `dependency[extra-a,extra-b]` syntax.
- The `options.extras_require` config option can be used to define optional dependencies, only required by a specific feature of the inmanta module.

A full list of all available options can be found in [here](#).

## The pyproject.toml file

The `pyproject.toml` file defines the build system that has to be used to build a python package and perform editable installs. This file should always have the following content:

```

[build-system]
requires = ["setuptools", "wheel"]
build-backend = "setuptools.build_meta"
```

## The MANIFEST.in file

This file enables `setuptools` to correctly build the package. It is documented [here](#). An example that includes the model, files, templates and metadata file in the package looks like this:

```

include inmanta_plugins/mod1/setup.cfg
recursive-include inmanta_plugins/mod1/model *.cf
graft inmanta_plugins/mod1/files
graft inmanta_plugins/mod1/templates
```

You might notice that the `model`, `files` and `templates` directories, nor the metadata file reside in the `inmanta_plugins` directory. The inmanta build tool takes care of this to ensure the included files are included in the package installation directory.

## 5.4.2 V1 module format

A complete module might contain the following files:

```

module
|
|__ module.yml
|
|__ model
|   |__ _init.cf
|   |__ services.cf
|
|__ plugins
|   |__ functions.py
|
|__ files
|   |__ file1.txt
|
|__ templates
|   |__ conf_file.conf.tpl
|
|__ requirements.txt

```

The directory layout of the V1 module is similar to that of a V2 module. The following difference exist:

- The metadata file of the module is called `module.yml` instead of `setup.cfg`. The structure of the `module.yml` file also differs from the structure of the `setup.cfg` file. More information about this `module.yml` file is available in the next section.
- The files contained in the `inmanta_plugins/<module-name>/` directory in the V2 format, are present in the `plugins` directory in the V1 format.
- The `requirements.txt` file defines the dependencies of this module to other V2 modules and the dependencies to external libraries used by the code in the `plugins` directory. This file is not present in the V2 module format, since V2 modules defined their dependencies in the `setup.cfg` file. Dependencies with extras are supported in the `requirements.txt` file using the `dependency[extra-a,extra-b]` syntax.
- The `pyproject.toml` file doesn't exist in a V1 module, because V1 modules cannot be packaged into a Python package.

### Module metadata

The `module.yml` file provides metadata about the module. This file is a yaml file with the following three keys mandatory:

- *name*: The name of the module. This name should also match the name of the module directory.
- *license*: The license under which the module is distributed.
- *version*: The version of this module. For a new module a start version could be `0.1dev0` These versions are parsed using the same version parser as python `setuptools`.
- *deprecated*: Optional field. If set to `True`, this module will print a warning deprecation message when used.

For example the following `module.yml` from the [Quickstart](#)

```

name: lamp
license: Apache 2.0
version: 0.1

```

The *requires* key can be used to define the dependencies of this module on other Inmanta modules. Each entry in the list should contain the name of an Inmanta module, optionally associated with a version constraint. These version

specs use [PEP440 syntax](#). Adding a new entry to the requires list should be done using the `inmanta module add <module-name>` command.

An example of a `module.yml` file that defines requires:

```
license: Apache 2.0
name: ip
source: git@github.com:inmanta/ip
version: 0.1.15
requires:
  - net ~= 0.2.4
  - std >1.0 <2.5
```

source indicates the authoritative repository where the module is maintained.

A full list of all available options can be found in [here](#).

### 5.4.3 Convert a module from V1 to V2 format

To convert a V1 module to the V2 format, execute the following command in the module folder

```
inmanta module v1tov2
```

### 5.4.4 Inmanta module template

To quickly initialize a module use the *inmanta module template*.

### 5.4.5 Extending Inmanta

Inmanta offers module developers an orchestration platform with many extension possibilities. When modelling with existing modules is not sufficient, a module developer can use the Python SDK of Inmanta to extend the platform. Python code that extends Inmanta is stored in the `plugins` directory of a module. All python modules in the `plugins` subdirectory will be loaded by the compiler when at least a `__init__.py` file exists, exactly like any other python package.

The Inmanta Python SDK offers several extension mechanism:

- Plugins
- Resources
- Resource handlers
- Dependency managers

Only the compiler and agents load code included in modules (See [Architecture](#)). A module can include external dependencies. Both the compiler and the agent will install this dependencies with `pip install` in an virtual environment dedicated to the compiler or agent. By default this is in `.env` of the project for the compiler and in `/var/lib/inmanta/agent/env` for the agent.

Inmanta uses a special format of requirements that was defined in python PEP440 but never fully implemented in all python tools (setuptools and pip). Inmanta rewrites this to the syntax `pip requires`. This format allows module developers to specify a python dependency in a repo on a dedicated branch. And it allows inmanta to resolve the requirements of all module to a single set of requirements, because the name of module is unambiguously defined in the requirement. The format for `requires` in `requirements.txt` is the following:

- Either, the name of the module and an optional constraint
- Or a repository location such as `git+https://github.com/project/python-foo` The correct syntax to use is then: `eggname@git+https://../repository#branch` with `branch` being optional.



## 5.5 Installing modules

Since modules often have dependencies on other modules, it is common to develop against multiple modules (or a project and one or more modules) simultaneously. One might for example need to extend a dependent module to add support for some new feature. Because this use case is so common, this section will describe how to work on multiple modules simultaneously so that any changes are visible to the compiler. This procedure is of course applicable for working on a single module as well.

### 5.5.1 Setting up the dev environment

To set up the development environment for a project, activate your development Python environment and install the project with `inmanta project install`. To set up the environment for a single v2 module, run `pip install -e .` instead.

The following subsections explain any additional steps you need to take if you want to make changes to one of the dependent modules as well.

#### v1 modules

Any modules you find in the project's `modulepath` after starting from a clean project and setting up the development environment are v1 modules. You can make changes to these modules and they will be reflected in the next compile. No additional steps are required.

#### v2 modules

All other modules are v2 and have been installed by `inmanta project install` into the active Python environment. If you want to be able to make changes to one of these modules, the easiest way is to check out the module repo separately and run `pip install -e <path>` on it, overwriting the published package that was installed previously. This will install the module in editable form: any changes you make to the checked out files will be picked up by the compiler. You can also do this prior to installing the project, in which case the pre-installed module will remain installed in editable form when you install the project, provided it matches the version constraints. Since these modules are essentially Python packages, you can double check the desired modules are installed in editable mode by checking the output of `pip list --editable`.

### 5.5.2 Working on the dev environment

After setting up, you should be left with a dev environment where all required v2 modules have been installed (either in editable or in packaged form). If you're working on a project, all required v1 modules should be checked out in the `modulepath` directory.

When you run a compile from the active Python environment context, the compiler will find both the v1 and v2 modules and use them for both their model and their plugins.

Similarly, when you run a module's unit tests, the installed v2 modules will automatically be used by the compiler. As for v1 modules, by default, the `pytest-inmanta` extension makes sure the compile itself runs against an isolated project, downloading any v1 module dependencies. If you want to compile against local versions of v1 modules, have a look at the `--use-module-in-place` option in the `pytest-inmanta` documentation.

### 5.5.3 Module installation on the server

The orchestrator server generally installs modules from the configured Python package repository, respecting the project's constraints on its modules and all inter-module constraints. The server is then responsible for supplying the agents with the appropriate `inmanta_plugins` packages.

The only exception to this rule is when using the `inmanta export` command. It exports a project and all its modules' `inmanta_plugins` packages to the orchestrator server. When this method is used, the orchestrator does not install any modules from the Python package repository but instead contains all Python code as present in the local Python environment.

#### Configure the Inmanta server to install modules from a private python package repository

V2 modules can be installed from a Python package repository that requires authentication. This section explains how the Inmanta server should be configured to install v2 modules from such a Python package repository.

Create a file named `/var/lib/inmanta/.netrc` in the orchestrator's file system. Add the following content to the file:

```
machine <hostname of the private repository>
login <username>
password <password>
```

For more information see the doc about [pip authentication](#).

You will also need to specify the url of the repository in the `project.yml` file of your project (See: [Configure pip index](#)).

By following the previous steps, the Inmanta server will be able to install modules from a private Python package repository.

### 5.5.4 Inter-module dependencies

The plugins code of a module `mod-a` can have a dependency on the plugins code of another V2 module `mod-b`. When doing this, care should be taken that the module(s) you depend on, do not define any resources or providers. Otherwise the python environment of the agent can get corrupt in the following way:

1. The configuration model (in the project or one of the modules) constructs resources from both modules `mod-a` and `mod-b`.
2. `mod-a-1.0` and `mod-b-1.0` are exported: The exporter exports the `x.py` file to the server and the agent puts the `x.py` file in its code directory.
3. The configuration model is changed to only construct resources from module `mod-a`.
4. `mod-a-1.0` is exported again. `mod-b-1.0` is no longer exported because it doesn't have any resources. The `x.py` file still exists in the agent code directory.
5. A new version of module `mod-b` (`mod-b-2.0`) is released and included in the project. The project is re-exported: `mod-a-1.0` is exported again, `mod-b-2.0` is not (again because it doesn't have any resources). The old `x.py` file still exists in the agent code directory. It is loaded by the agent instead of the one from `mod-b-2.0`.

This issue will be resolved by a restart of the agent process.

## 5.6 Releasing and distributing modules

### 5.6.1 V2 modules

#### Distributing V2 modules

V2 modules are distributed as Python packages. To build a package for a module, run `inmanta module build` in the source directory of the module. The resulting Python wheel can then be found in the `dist` directory of the module. You can then publish this to the Python package repository of your choice, for example the public PyPi repository. The inmanta build tool will package a module named `my_module` under the name `inmanta-module-my-module`.

### 5.6.2 V1 modules

Inmanta V1 modules are versioned based on git tags. The current version is reflected in the `module.yml` file. The commit should be tagged with the version in the git repository as well. To release a module, use the `release` command as outlined below.

#### Development Versions

To make changes to a module, first create a new git branch:

```
git checkout -b mywork
```

When done, first use git to add files:

```
git add *
```

Create a new dev version:

```
inmanta module release --dev --patch -m "Fixed small bug"
```

This command will set the version to the next dev version, e.g. `+0.0.1dev` for a patch increment.

The module tool supports semantic versioning. Use one of `--major`, `--minor` or `--patch` to update version numbers: `<major>.<minor>.<patch>`

For the dev releases, no tags are created. Once the dev version is ready for release, perform a proper release by following the steps in the [Release Versions](#) section below.

#### Release Versions

To perform an actual stable release, checkout the main development branch and use the `inmanta module release` command:

```
inmanta module release
git push
git push origin {tag}
```

This will create a stable version corresponding to the current dev version without the `.dev` and tag it. This will also setup the main development branch for further development by creating a new dev version that is a patch ahead of the latest released version.

## Distributing V1 modules

V1 modules are generally simply distributed using a Git repository. They can however also be built as a V2 Python package and distributed the same as other V2 modules.

### Git repository distribution format

Distributing a V1 module using a Git repository happens by storing the source code of that module on a Git repository that is accessible by the Inmanta orchestrator. The orchestrator will clone the source code of the module and install it in the Inmanta project. Tagging release versions as outlined above allows specifying constraints on the module version.

### V2 package distribution format

A V2 package can be built for a V1 module with `inmanta module build`. This package can be distributed as described in *Distributing V2 modules*. Modules installed from a package will always act as V2 modules and will be considered such by the compiler.

## 5.6.3 Freezing a project

Prior to releasing a new stable version of an inmanta project, you might wish to freeze its module dependencies. This will ensure that the orchestrator server will always work with the exact versions specified. You can achieve this with `inmanta project freeze --recursive --operator "=="`. This command will freeze all module dependencies to their exact version as they currently exist in the Python environment. The recursive option makes sure all module dependencies are frozen, not just the direct dependencies. In other words, if the project depends on module a which in turn depends on module b, both modules will be pinned to their current version in `setup.cfg`.

## 5.7 Developing Plugins

### 5.7.1 Adding new plugins

Plugins provide *functions* that can be called from the *DSL*. This is the primary mechanism to interface Python code with the orchestration model at compile time. For Example, this mechanism is also used for `std::template` and `std::file`. In addition to this, Inmanta also registers all plugins with the template engine (Jinja2) to use as filters.

A plugin is a python function, registered with the platform with the `plugin()` decorator. This plugin accepts arguments when called from the DSL and can return a value. Both the arguments and the return value must be annotated with the allowed types from the orchestration model. Type annotations are provided as a string (Python3 style argument annotation). `any` is a special type that effectively disables type validation.

Through the arguments of the function, the Python code in the plugin can navigate the orchestration model. The compiler takes care of scheduling the execution at the correct point in the model evaluation.

---

**Note:** A module's Python code lives in the `inmanta_plugins.<module_name>` namespace.

---

A simple plugin that accepts no arguments, prints out “hello world” and returns no value requires the following code:

```
1 from inmanta.plugins import plugin
2
3 @plugin
4 def hello() -> None:
5     print("Hello world!")
```

If the code above is placed in the plugins directory of the example module (`examples/plugins/__init__.py`) the plugin can be invoked from the orchestration model as follows:

```
import example

example::hello()
```

The plugin decorator accepts an argument name. This can be used to change the name of the plugin in the DSL. This can be used to create plugins that use python reserved names such as `print` for example:

```
1 from inmanta.plugins import plugin
2
3 @plugin("print")
4 def printf() -> None:
5     """
6     Prints inmanta
7     """
8     print("inmanta")
```

A more complex plugin accepts arguments and returns a value. Compared to what python supports as function arguments, only positional-only arguments are not supported. The following example creates a plugin that converts a string to uppercase:

```
1 from inmanta.plugins import plugin
2
3 @plugin
4 def upper(value: "string") -> "string":
5     return value.upper()
```

This plugin can be tested with:

```
import example

std::print(example::upper("hello world"))
```

Argument type annotations are strings that refer to Inmanta primitive types or to entities. If an entity is passed to a plugin, the python code of the plugin can navigate relations throughout the orchestration model to access attributes of other entities.

A base exception for plugins is provided in `inmanta.plugins.PluginException`. Exceptions raised from a plugin should be of a subtype of this base exception.

```
1 from inmanta.plugins import plugin, PluginException
2
3 @plugin
4 def raise_exception(message: "string") -> None:
5     raise PluginException(message)
```

If your plugin requires external libraries, add them as dependencies of the module. For more details on how to add dependencies see *Understanding Modules*.

## 5.7.2 Deprecate plugins

To deprecate a plugin the `deprecated()` decorator can be used in combination with the `plugin()` decorator. Using this decorator will log a warning message when the function is called. This decorator also accepts an optional argument `replaced_by` which can be used to potentially improve the warning message by telling which other plugin should be used in the place of the current one.

for example if the plugin below is called:

```

1 from inmanta.plugins import plugin, deprecated
2
3 @deprecated(replaced_by="my_new_plugin")
4 @plugin
5 def printf() -> None:
6     """
7         Prints inmanta
8     """
9     print("inmanta")

```

it will give following warning:

```

Plugin 'printf' in module 'inmanta_plugins.<module_name>' is deprecated. It should be
↔replaced by 'my_new_plugin'

```

Should the `replace_by` argument be omitted, the warning would look like this:

```

Plugin 'printf' in module 'inmanta_plugins.<module_name>' is deprecated.

```

If you want your module to stay compatible with older versions of inmanta you will also need to add a little piece of code that changes how `deprecated()` is imported as it does not exist in all versions.

The previous example would then look like this. For older inmanta versions, replace the decorator with a no-op.

```

1 from inmanta.plugins import plugin
2
3 try:
4     from inmanta.plugins import deprecated
5 except ImportError:
6     deprecated = lambda function=None, **kwargs: function if function is not None
7     ↔else deprecated
8
9 @deprecated(replaced_by="my_new_plugin")
10 @plugin
11 def printf() -> None:
12     """
13         Prints inmanta
14     """
15     print("inmanta")

```

## 5.8 Finalizers

When writing models it can be useful to have functions that will be run at the end of the compilation. A typical use case is making sure all resources are properly flushed back and all connections are properly closed. To help with this, finalizers can be used.

### 5.8.1 Adding new finalizers

A finalizer is a python function that is registered by using the `finalizer()` function as decorator or as callback. This function should be a function that doesn't take arguments and that doesn't return anything. Functions registered this way will be call when the compiler finishes (with no guarantee on the execution order).

an example of a finalizer that will close an open connection using the decorator option requires the following code:

```
1 from inmanta import compiler
2
3 connection = None
4
5 def get_connection():
6     global connection
7     if connection is None:
8         connection = connect()
9     return connection
10
11 @compiler.finalizer
12 def finalize_connection():
13     if connection:
14         connection.close()
```

the same example but using the callback option would look like this:

```
1 from inmanta import compiler
2
3 connection = None
4
5 def get_connection():
6     global connection
7     if not connection:
8         connection = connect()
9         compiler.finalizer(finalize_connection)
10    return connection
11
12 def finalize_connection():
13     if connection:
14         connection.close()
```

## 5.9 Developing South Bound Integrations

The inmanta orchestrator comes with a set of integrations with different platforms (see: *Inmanta modules*). But it is also possible to develop your own south bound integrations.

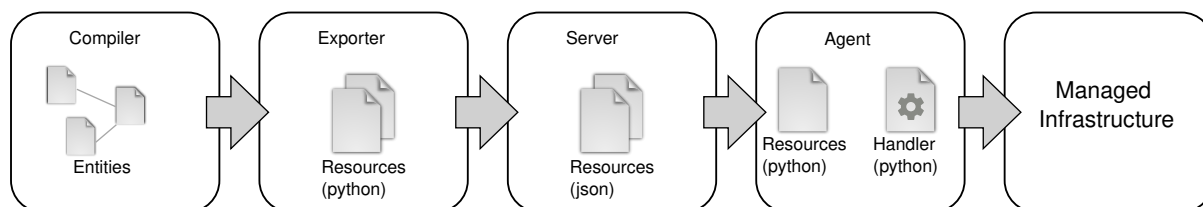
To integrate a new platform into the orchestrator, you must take the following steps:

1. Create a new module to contain the integration (see: *Understanding Modules*).
2. Model the target platform as set of *entities*.
3. Create *resources* and *handler*, as described below.

### 5.9.1 Overview

A South Bound integration always consists of three parts:

- one or more *entities* in the model
- a *resource* that serializes the entities and captures all information required to enforce the *desired state*.
- a *handler*: the python code required to enforce the desired state.



- In the *compiler*, a model is constructed that consists of entities. The entities can be related to each other.
- The *exporter* will search for all *entities* that can be directly deployed by a *handler*. These are the *resources*. Resources are self-contained and can not refer to any other entity or resource.
- The *resources* will be sent to the server in json serialized form.
- The *agent* will present the *resources* to a *handler* in order to have the *desired state* enforced on the managed infrastructure.

### 5.9.2 Resource

A resource is represented by a Python class that is registered with Inmanta using the `@resource` decorator. This decorator decorates a class that inherits from the `Resource` class.

The fields of the resource are indicated with a `fields` field in the class. This field is a tuple or list of strings with the name of the desired fields of the resource. The orchestrator uses these fields to determine which attributes of the matching entity need to be included in the resource.

Fields of a resource cannot refer to an instance in the orchestration model or fields of other resources. The resource serializers allows to map field values. Instead of referring directly to an attribute of the entity it serializes (path in `std::File` and path in the resource map one on one). This mapping is done by adding a static method to the resource class with `get_$(field_name)` as name. This static method has two arguments: a reference to the exporter and the instance of the entity it is serializing.

```

1 from inmanta.resources import resource, Resource
2
3 @resource("std::File", agent="host.name", id_attribute="path")
4 class File(Resource):
5     fields = ("path", "owner", "hash", "group", "permissions", "purged", "reload")
6

```

(continues on next page)



(continued from previous page)

```

7  @staticmethod
8  def get_hash(exporter, obj):
9      hash_id = md5sum(obj.content)
10     exporter.upload_file(hash_id, obj.content)
11     return hash_id
12
13  @staticmethod
14  def get_permissions(_, obj):
15     return int(x.mode)

```

Classes decorated with `@resource` do not have to inherit directly from `Resource`. The orchestrator already offers two additional base classes with fields and mappings defined: `PurgeableResource` and `ManagedResource`. This mechanism is useful for resources that have fields in common.

A resource can also indicate that it has to be ignored by raising the `IgnoreResourceException` exception.

### 5.9.3 Handler

Handlers interface the orchestrator with resources in the *infrastructure*. Handlers take care of changing the current state of a resource to the desired state expressed in the orchestration model.

The compiler collects all python modules from Inmanta modules that provide handlers and uploads them to the server. When a new orchestration model version is deployed, the handler code is pushed to all agents and imported there.

Handlers should inherit the class `CRUDHandler`. The `@provider` decorator registers the class with the orchestrator.

Each Handler should override 4 methods of the `CRUDHandler`:

1. `read_resource()` to read the current state of the system.
2. `create_resource()` to create the resource if it doesn't exist.
3. `update_resource()` to update the resource when required.
4. `delete_resource()` to delete the resource when required.

The context (See `HandlerContext`) passed to most methods is used to report results, changes and logs to the handler and the server.

### Using facts

Facts are properties of the environment whose values are not managed by the orchestrator. Facts are either used as input in a model, e.g. a virtual machine provider provides an ip and the model then uses this ip to run a service, or used for reporting purposes.

Retrieving a fact in the model is done with the `std::getfact()` function.

Example taken from the `openstack Inmanta` module:

```

1  implementation fipAddr for FloatingIP:
2      self.address = std::getfact(self, "ip_address")
3  end

```

Facts can be pushed or pulled through the handler.

Pushing a fact is done in the handler with the `set_fact()` method during resource deployment (in `read_resource` and/or `create_resource`). e.g.:

```

1 @provider("openstack::FloatingIP", name="openstack")
2 class FloatingIPHandler(OpenStackHandler):
3     def read_resource(self, ctx: handler.HandlerContext, resource: FloatingIP) ->
4     ↪ None:
5         ...
6     def create_resource(self, ctx: handler.HandlerContext, resource: FloatingIP) ->
7     ↪ None:
8         ...
9         # Setting fact manually
10        for key, value in ...:
11            ctx.set_fact(fact_id=key, value=value, expires=True)

```

By default, facts expire when they have not been refreshed or updated for a certain time, controlled by the `server.fact-expire` config option. Querying for an expired fact will force the agent to refresh it first.

When reporting a fact, setting the `expires` parameter to `False` will ensure that this fact never expires. This is useful to take some load off the agent when working with facts whose values never change. On the other hand, when working with facts whose values are subject to change, setting the `expires` parameter to `True` will ensure they are periodically refreshed.

Facts are automatically pulled periodically (this time interval is controlled by the `server.fact-renew` config option) when they are about to expire or if a model requested them and they were not present. The server periodically asks the agent to call into the handler's `facts()` method. e.g.:

```

1 @provider("openstack::FloatingIP", name="openstack")
2 class FloatingIPHandler(OpenStackHandler):
3     ...
4
5     def facts(self, ctx, resource):
6         port_id = self.get_port_id(resource.port)
7         fip = self._neutron.list_floatingips(port_id=port_id)["floatingips"]
8         if len(fip) > 0:
9             ctx.set_fact("ip_address", fip[0]["floating_ip_address"])

```

**Warning:** If you ever push a fact that does expire, make sure it is also returned by the handler's `facts()` method. If you omit to do so, when the fact eventually expires, the agent will keep on trying to refresh it unsuccessfully.

**Note:** Facts should not be used for things that change rapidly (e.g. cpu usage), as they are not intended to refresh very quickly.

## 5.9.4 Built-in Handler utilities

The *Inmanta Agent*, responsible for executing handlers has built-in utilities to help handler development. This section describes the most important ones.

## Logging

The agent has a built-in logging facility, similar to the standard python logger. All logs written to this logger will be sent to the server and are available via the web-console and the API. Additionally, the logs go into the agent's logfile and into the resource-action log on the server.

To use this logger, use one of the methods: `ctx.debug`, `ctx.info`, `ctx.warning`, `ctx.error`, `ctx.critical` or `ctx.exception`.

This logger implements the `~inmanta.agent.handler.LoggerABC` logging interface and supports kwargs. The kwargs have to be json serializable. They will be available via the API in their json structured form.

For example:

```
def create_resource(self, ctx: HandlerContext, resource: ELB) -> None:
    # ...
    ctx.debug("Creating loadbalancer with security group %(sg)s", sg=sg_id)
```

An alternative implementation of the `~inmanta.agent.handler.LoggerABC` logging interface that just logs to the Python logger is provided in `~inmanta.agent.handler.PythonLogger`. This logger is not meant to be used in actual handlers but it can be used for the automated testing of helper methods that accept a `~inmanta.agent.handler.LoggerABC` instance. In production, these helpers would receive the actual `HandlerContext` and log appropriately, while for testing the `PythonLogger` can be passed.

## Caching

The agent maintains a cache, that is kept over handler invocations. It can, for example, be used to cache a connection, so that multiple resources on the same device can share a connection.

The cache can be invalidated either based on a timeout or on version. A timeout based cache is kept for a specific time. A version based cache is used for all resource in a specific version. The cache will be dropped when the deployment for this version is ready.

The cache can be used through the `@cache` decorator. Any method annotated with this annotation will be cached, similar to the way `lru_cache` works. The arguments to the method will form the cache key, the return value will be cached. When the method is called a second time with the same arguments, it will not be executed again, but the cached result is returned instead. To exclude specific arguments from the cache key, use the `ignore` parameter.

For example, to cache the connection to a specific device for 120 seconds:

```
@cache(timeout=120, ignore=["ctx"])
def get_client_connection(self, ctx, device_id):
    # ...
    return connection
```

To do the same, but additionally also expire the cache when the next version is deployed, the method must have a parameter called `version`. `for_version` is True by default, so when a version parameter is present, the cache is version bound by default.

```
@cache(timeout=120, ignore=["ctx"], for_version=True)
def get_client_connection(self, ctx, device_id, version):
    # ...
    return connection
```

To also ensure the connection is properly closed, an `on_delete` function can be attached. This function is called when the cache is expired. It gets the cached item as argument.

```
@cache(timeout=120, ignore=["ctx"], for_version=True,
        call_on_delete=lambda connection:connection.close())
def get_client_connection(self, ctx, device_id, version):
```

(continues on next page)

```
# ...  
return connection
```

## 5.10 Test plugins

Testing the behavior of an Inmanta plugin can be done by using the `project` fixture, which is part of the `pytest-inmanta` package. This fixture provides functionality to call a plugin directly from a `pytest` test case.

### 5.10.1 Install the `pytest-inmanta` package

The `pytest-inmanta` package can be installed via `pip`:

```
pip install pytest-inmanta
```

### 5.10.2 Writing a test case

Take the following plugin as an example:

```
1 # example_module/plugins/__init__.py  
2  
3 from inmanta.plugins import plugin  
4  
5 @plugin  
6 def hostname(fqdn: "string") -> "string":  
7     """  
8     Return the hostname part of the fqdn  
9     """  
10    return fqdn.split(".")[0]
```

A test case, to test this plugin looks like this:

```
1 # example_module/tests/test_hostname.py  
2  
3 def test_hostname(project, inmanta_plugins):  
4     host = "test"  
5     fqdn = f"{host}.something.com"  
6     assert inmanta_plugins.example_module.hostname(fqdn) == host
```

- **Line 3:** Creates a `pytest` test case, which requires the `project` fixture.
- **Line 6:** Uses the `inmanta_plugins` fixture to access the `hostname` function from the `example_module` module's Python namespace. As such, this line tests whether `host` is returned when the plugin function `hostname` is called with the parameter `fqdn`.

---

**Note:** V2 modules do not need to use the `inmanta_plugins` fixture. They can just import from the `inmanta_plugins` namespace directly at the top of the test file.

---

For more information see: [pytest-inmanta](#)

## 5.11 Understanding Projects

A project is the basic unit of orchestration. It contains:

- `main.cf`: the entry point for the compiler to start executing
- `project.yml`: the project meta data, defines where to find modules and which versions to use. For detailed documentation see: *project.yml*.
- `requirements.txt`: (optional) the python dependencies of the project, defines which python dependencies to install and which versions to use. Dependencies with extras can be defined in this file using the `dependency[extra-a,extra-b]` syntax. It has two main use cases:
  - It contains the listing of all modules that should be installed as a V2 module.
  - It contains version constraints to help pip resolve version conflicts on python packages.

```
project
|
|-- project.yml
|-- requirements.txt
|-- main.cf
```

## 5.12 Model debugging

**Warning:** This is a beta feature. It does not support the full language yet and it might not work as expected. Currently known limitations:

- lists and dicts not supported
- string interpolation not supported
- constructor kwargs not supported
- plugins not supported
- conditionals not supported
- for loops not supported
- boolean operations not supported
- explicit index lookups not supported
- only double assignment, exceeding relation arity and incomplete instance errors are supported

Support for the listed language features will be added gradually.

The inmanta DSL is essentially a data flow oriented language. As a model developer you never explicitly manipulate control flow. Instead you declare data flow: the statement `x = y` for example declares that the data in `y` should flow towards `x`. Even dynamic statements such as implementations and for loops do not explicitly manipulate control flow. They too can be interpreted as data flow declarations.

Because of this property conventional debugging methods such as inspecting a stack trace are not directly applicable to the inmanta language. A stack trace is meant to give the developer insight in the part of the control flow that led to the error. Extending this idea to the inmanta DSL leads to the concept of a data trace. Since the language is data flow oriented, a trace of the flow to some erroneous part of the configuration model gives the developer insight in the cause of the error.

Additionally, a root cause analysis will be done on any incomplete instances and only those root causes will be reported.

The first section, *Enabling the data trace* describes how to enable these two tools. The tools themselves are described in the sections *Interpreting the data trace* and *Root cause analysis* respectively. An example use case is shown in *Usage example*, and the final section, *Graphic visualization*, shortly describes a graphic representation of the data flow.

### 5.12.1 Enabling the data trace

To show a data trace when an error occurs, compile the model with the `--experimental-data-trace` flag. For example:

Listing 1: main.cf

```
1 x = 1
2 x = 2
```

Compiling with `inmanta compile --experimental-data-trace` results in

```
inmanta.ast.DoubleSetException: value set twice:
  old value: 1
    set at ./main.cf:1
  new value: 2
    set at ./main.cf:2

data trace:
x
├── 1
│   SET BY `x = 1`
│   AT ./main.cf:1
├── 2
│   SET BY `x = 2`
│   AT ./main.cf:2
(reported in x = 2 (./main.cf:2))
```

### 5.12.2 Interpreting the data trace

Let's have another look at the data trace for the model above:

```
1 x
2 └── 1
3     SET BY `x = 1`
4     AT ./main.cf:1
5 └── 2
6     SET BY `x = 2`
7     AT ./main.cf:2
```

Line 1 shows the variable where the error occurred. A tree departs from there with branches going to lines 2 and 5 respectively. These branches indicate the data flow to `x`. In this case line 2 indicates `x` has been assigned the literal 1 by the statement `x = 1` at `main.cf:1` and the literal 2 by the statement `x = 2` at `main.cf:2`.

Now let's go one step further and add an assignment to another variable.

Listing 2: variable-assignment.cf

```
1 x = 0
2 x = y
3 y = 1
```

Listing 3: data trace for variable-assignment.cf

```

1 x
2 |
3 |   y
4 |   SET BY `x = y`
5 |   AT ./variable-assignment.cf:2
6 |   |
7 |   |   1
8 |   |   SET BY `y = 1`
9 |   |   AT ./variable-assignment.cf:3
10 |   0
11 |   SET BY `x = 0`
12 |   AT ./variable-assignment.cf:1

```

As before we can see the data flow to `x` as declared in the model. Following the tree from `x` to its leaves leads to the conclusion that `x` has indeed received two inconsistent values, and it gives insight into how those values came to be assigned to `x` (`0` directly and `1` via `y`).

One more before we move on to entities:

Listing 4: assignment-loop.cf

```

1 x = y
2 y = z
3 z = x
4
5 x = 0
6 z = u
7 u = 1

```

Listing 5: data trace for assignment-loop.cf

```

1 z
2 EQUIVALENT TO {x, y, z} DUE TO STATEMENTS:
3   `x = y` AT ./assignment-loop.cf:1
4   `y = z` AT ./assignment-loop.cf:2
5   `z = x` AT ./assignment-loop.cf:3
6 |
7 |   u
8 |   SET BY `z = u`
9 |   AT ./assignment-loop.cf:6
10 |   |
11 |   |   1
12 |   |   SET BY `u = 1`
13 |   |   AT ./assignment-loop.cf:7
14 |   0
15 |   SET BY `x = 0`
16 |   AT ./assignment-loop.cf:5

```

This model defines an assignment loop between `x`, `y` and `z`. Assignment to either of these variables will result in a flow of data to all of them. In other words, the variables are equivalent. The data trace shows this information at lines 2–5 along with the statements that caused the equivalence. The rest of the trace is similar to before, except that the tree now shows all assignments to any of the three variables part of the equivalence. The tree now no longer shows just the data flow to `x` but to the equivalence as a whole, since any data that flows to the equivalence will also flow to `x`.

Listing 6: entities.cf

```

1 entity A:
2   number n
3 end

```

(continues on next page)

(continued from previous page)

```

4
5 implement A using std::none
6
7 x = A(n = 0)
8
9 template = x
10
11 y = A(n = template.n)
12 y.n = 1

```

Listing 7: data trace for entities.cf

```

1 attribute n on __config__::A instance
2 SUBTREE for __config__::A instance:
3   CONSTRUCTED BY `A(n=template.n)`
4   AT ./entities.cf:11
5   └─ template.n
6     SET BY `A(n=template.n)`
7     AT ./entities.cf:11
8     SUBTREE for template:
9       └─ x
10         SET BY `template = x`
11         AT ./entities.cf:9
12         └─ __config__::A instance
13           SET BY `x = A(n=0)`
14           AT ./entities.cf:7
15           CONSTRUCTED BY `A(n=0)`
16           AT ./entities.cf:7
17       └─ 0
18         SET BY `A(n=0)`
19         AT ./entities.cf:7
20   └─ 1
21     SET BY `y.n = 1`
22     AT ./entities.cf:12

```

As usual, line 1 states the variable that represents the root of the data flow tree. In this case it's the attribute `n` of an instance of `A`. Which instance? That is shown in the subtree for that instance on lines 2–4. In this case it's a very simple subtree that shows just the construction of the instance and the line number in the configuration model. The tree for the attribute starts at line 5. The first branch shows the assignment to `template.n` in the constructor for `y`. Then another subtree is shown at lines 8–16, this one more useful. It shows a data flow graph like we're used to by now, with `template` as the root. Then at line 17 the trace shows the data flow `template.n <- 0` referring to `entities.cf:7`. This line doesn't assign to `template.n` directly, but it does assign to the instance at the end of the subtree for `template` (the data that flows to `template`).

Let's have a look at an implementation:

Listing 8: implementation.cf

```

1 entity A:
2   number n
3 end
4
5 implement A using i
6
7 implementation i for A:
8   self.n = 42
9 end

```

(continues on next page)



(continued from previous page)

```

10
11 x = A(n = 0)

```

Listing 9: data trace for implementation.cf

```

1 attribute n on __config__::A instance
2 SUBTREE for __config__::A instance:
3   CONSTRUCTED BY `A(n=0)`
4   AT ./implementation.cf:11
5   |
6   | 0
7   | SET BY `A(n=0)`
8   | AT ./implementation.cf:11
9   | 42
10  | SET BY `self.n = 42`
11  | AT ./implementation.cf:8
12  | IN IMPLEMENTATION WITH self = __config__::A instance
13  |   CONSTRUCTED BY `A(n=0)`
14  |   AT ./implementation.cf:11

```

The only thing new in this trace can be found at lines 11—13. It highlights that a statement was executed within a dynamic context and shows a subtree for the `self` variable.

And finally, an index:

Listing 10: index.cf

```

1 entity A:
2   number n
3   number m
4 end
5
6 index A(n)
7
8 implement A using std::none
9
10 A(n = 42, m = 0)
11 A(n = 42, m = 1)

```

Listing 11: data trace for index.cf

```

1 attribute m on __config__::A instance
2 SUBTREE for __config__::A instance:
3   CONSTRUCTED BY `A(n=42,m=0)`
4   AT ./index.cf:10
5
6   INDEX MATCH: `__config__::A instance`
7     CONSTRUCTED BY `A(n=42,m=1)`
8     AT ./index.cf:11
9   ┌ 1
10  └ SET BY `A(n=42,m=1)`
11    AT ./index.cf:11
12  ┌ 0
13  └ SET BY `A(n=42,m=0)`
14    AT ./index.cf:10

```

This data trace highlights the index match between the two constructors at lines 6–8.

### 5.12.3 Root cause analysis

Enabling the data trace also enables a root cause analysis when multiple attributes have not received a value. For example, compiling the model below results in three errors, one for each of the instances.

```

1 entity A:
2   number n
3 end
4
5 implement A using std::none
6
7 x = A()
8 y = A()
9 z = A()
10
11 x.n = y.n
12 y.n = z.n

```

Listing 12: compile output

```

1 Reported 3 errors
2 error 0:
3   The object __config__::A (instantiated at ./main.cf:7) is not complete: attribute n.
4   ↳(./main.cf:2) is not set
5 error 1:
6   The object __config__::A (instantiated at ./main.cf:9) is not complete: attribute n.
7   ↳(./main.cf:2) is not set
8 error 2:
9   The object __config__::A (instantiated at ./main.cf:8) is not complete: attribute n.
10  ↳(./main.cf:2) is not set

```

Compiling with data trace enabled will do a root cause analysis on these errors. In this case it will infer that `x.n` and `y.n` are only unset because `z.n` is unset. Compiling then shows:

Listing 13: compile output with `-experimental-data-trace`

```

1 Reported 1 errors
2 error 0:
3   The object __config__::A (instantiated at ./main.cf:9) is not complete: attribute n_
   ↪(./main.cf:2) is not set

```

In cases where a single error leads to errors for a collection of related attributes, this can greatly simplify the debugging process.

### 5.12.4 Usage example

Let's have a look at the model below:

Listing 14: service.cf

```

1 entity Port:
2     string host
3     number portn
4 end
5
6 index Port(host, portn)
7
8 entity Service:
9     string name
10    string host
11    number portn
12 end
13
14 Service.port [0:1] -- Port.service [0:1]
15
16
17 implement Port using std::none
18 implement Service using bind_port
19
20
21 implementation bind_port for Service:
22     self.port = Port(host = self.host, portn = self.portn)
23 end
24
25
26 sshd = Service(
27     name = "opensshd",
28     host = "my_host",
29     portn = 22,
30 )
31
32
33 custom_service = Service(
34     name = "some_custom_service",
35     host = "my_host",
36     portn = 22,
37 )

```

Compiling this with data trace disabled outputs the following error:

Listing 15: compilation output for service.cf with data trace disabled

```

Could not set attribute `port` on instance `__config__::Service (instantiated at ./
↪service.cf:33)` (reported in self.port = Construct(Port) (./service.cf:22))
caused by:
  Could not set attribute `service` on instance `__config__::Port (instantiated at ./
↪service.cf:22,./service.cf:22)` (reported in __config__::Port (instantiated at ./
↪service.cf:22,./service.cf:22) (./service.cf:22))
  caused by:
    value set twice:
    old value: __config__::Service (instantiated at ./service.cf:26)
    set at ./service.cf:22
    new value: __config__::Service (instantiated at ./service.cf:33)
    set at ./service.cf:22
  (reported in self.port = Construct(Port) (./service.cf:22))

```

The error message refers to `service.cf:22` which is part of an implementation. It is not clear which `Service` instance is being refined, which makes finding the cause of the error challenging. Enabling data trace results in the trace below:

Listing 16: data trace for service.cf

```

1 attribute service on __config__::Port instance
2 SUBTREE for __config__::Port instance:
3   CONSTRUCTED BY `Port(host=self.host,portn=self.portn)`
4   AT ./service.cf:22
5   IN IMPLEMENTATION WITH self = __config__::Service instance
6     CONSTRUCTED BY `Service(name='opensshd',host='my_host',portn=22)`
7     AT ./service.cf:26
8
9   INDEX MATCH: `__config__::Port instance`
10    CONSTRUCTED BY `Port(host=self.host,portn=self.portn)`
11    AT ./service.cf:22
12    IN IMPLEMENTATION WITH self = __config__::Service instance
13      CONSTRUCTED BY `Service(name='some_custom_service',host='my_host',
↪portn=22)`
14      AT ./service.cf:33
15  |— __config__::Service instance
16  |   SET BY `self.port = Port(host=self.host,portn=self.portn)`
17  |   AT ./service.cf:22
18  |   IN IMPLEMENTATION WITH self = __config__::Service instance
19  |     CONSTRUCTED BY `Service(name='some_custom_service',host='my_host',portn=22)`
20  |     AT ./service.cf:33
21  |   CONSTRUCTED BY `Service(name='some_custom_service',host='my_host',portn=22)`
22  |   AT ./service.cf:33
23  |— __config__::Service instance
24  |   SET BY `self.port = Port(host=self.host,portn=self.portn)`
25  |   AT ./service.cf:22
26  |   IN IMPLEMENTATION WITH self = __config__::Service instance
27  |     CONSTRUCTED BY `Service(name='opensshd',host='my_host',portn=22)`
28  |     AT ./service.cf:26
29  |   CONSTRUCTED BY `Service(name='opensshd',host='my_host',portn=22)`
30  |   AT ./service.cf:26

```

At lines 15 and 23 it shows the two `Service` instances that are also mentioned in the original error message. This time, the dynamic implementation context is mentioned and it's clear that these instances have been assigned in a refinement for the `Service` instances constructed at lines 26 and 33 in the configuration model respectively.



### 5.13.1 Overview

South Bound Integration:

1. Keep close to the API. Keep the structure of the inmanta model as close as possible to the API you model. Refrain from adding abstraction layers when doing pure integration.
2. Prefer modeling relations as relations, avoid reference by string.

### 5.13.2 Keep close to the API

When doing south bound integrations, it is tempting to *improve* the existing API. Resist this temptation. It leads to the following problems:

1. It costs a lot of effort to integrate the API and redesign it at the same time.
2. Often, you don't understand the API as well as the people who designed it. The improvements you make when starting out often lead to dead ends. Some features that are trivial to represent in the original API become impossible to express in your improved API.
3. APIs evolve. When the API changes in the future, it may become very hard to maintain you improved API.

When you want to offer an improved API, do it in two stages: first model and integrate the existing API, then add an abstraction layer in the model. This neatly separates the integration and abstraction effort.

### 5.13.3 Prefer modeling relations as relations

Often, APIs have relations. For example, when creating a virtual machine on AWS EC2, it can refer to one or more SecurityGroups. This is modeled in the AWS handler as an explicit relation: `aws::VirtualMachine.security_groups`.

There are different modeling styles possible: 1. Model the relation as a relation between two model entities. (e.g. `aws::VirtualMachine.security_groups`) 2. Model the relation as a (textual) reference. (e.g. `aws::database::RDS.subnet_group`.)

These styles can be mixed within one module.

Explicit relations have the advantage that consistency can be enforced within the model. Type errors and dangling reference are easily prevented. Higher functionality, like correct ordering of the deployment is easy to implement.

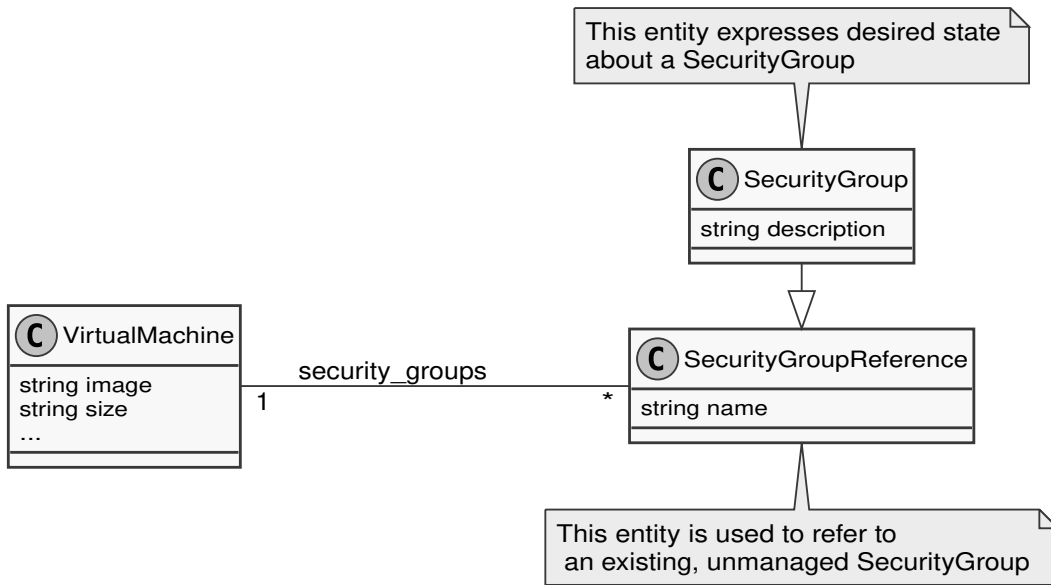
Textual references have the advantage that it is easy to refer to things that are not in the model.

When starting to build up a model, textual reference are attractive, as the modeling effort required is very limited. It is however difficult to migrate away from the textual references later on, because this is a breaking change for any existing model.

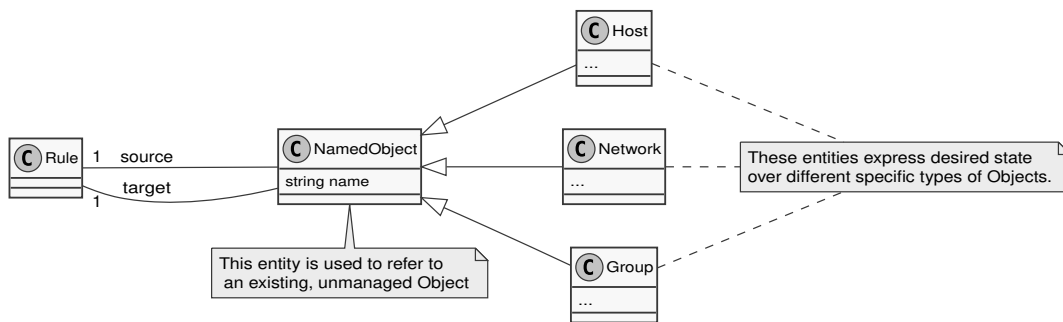
One solution to allow reference to unmanaged entities is to extend `std::ManagedResource`. This allows an entity to exist in the model, but when `managed` is set to `false`, it will never become a resource. However, the entity must still be valid. All attributes and relations still have to be filled in correctly. For entities with many non-optional relations, this is also not the best solution.

Another solution is to introduce a parent entity type that explicitly represents the unmanaged entity. It has only those attributes that are required to correctly refer to it. The concrete, managed entity is a subtype of the unmanaged version. This requires a bit more types, but it is most evolution friendly. No naming convention for the unmanaged parent has been established.

As an example, we could implement `aws::VirtualMachine.security_groups` as follows:



In cases where there is a single relation that can point to multiple specific subtypes, we can use the existing supertype entity to represent unmanaged entities.



## 5.14 Partial compiles

**Warning:** This is an advanced feature, targeted at mature models that have the need to scale beyond their current capabilities. Care should be taken to *implement this safely*, and the user should be aware of *its limitations*.

Small updates to large models can be compiled quickly using partial compiles. We merely recompile a tiny, independent portion of the model, as opposed to doing it for the entire model. A resource set is made up of the resources in a specific portion of the model.

The model's resources must be separated into resource sets in order to employ partial compilations. The model can then be shrunk to only include the entities for the resource sets that need to be modified. The changes will be pushed to the server when this smaller model is recompiled and exported in partial mode, but all other resource sets won't be impacted.

While the remainder of this document will focus on the straightforward scenario of manually trimming down the model to facilitate quicker compilations, the partial compile feature is actually most useful in conjunction with additional tooling (such as a model generator based on a YAML file) or an Inmanta extension (such as LSM) that offers dynamic entity construction.

### 5.14.1 Resource sets

Instances of the `std::ResourceSet` entity serve as the model's representation of resource sets. The name of the set and a list of its resources are held by this entity. These `ResourceSet` instances are found by the default exporter to ascertain which resources belong to which set.

In the example below, 1000 networks of 5 hosts each are created. Each host is part of its network's resource set.

Listing 17: main.cf

```
entity Network:
  """
  A network consisting of hosts. Each network is modelled fully independent from
  ↪others.
  """
  int id
end
Network.hosts [0:] -- Host.network [1]

index Network(id)

implementation network_resource_set for Network:
  # The Host resources for a network are all part of the same resource set
  set = std::ResourceSet(name="network-{{ self.id }}")
  for host in self.hosts:
    set.resources += host
  end
end

entity Host extends std::Resource:
  int id
end
index Host(network, id)

implementation host for Host:
  # Resource that doesn't belong to any resource set and is shared
  std::AgentConfig(autostart=true, agentname="host_agent")
end

implement Network using network_resource_set
implement Host using host

# create 1000 networks with 5 hosts each
for i in std::sequence(1000):
  network = Network(id=i)
  for j in std::sequence(5):
    Host(network=network, id=j)
  end
end
```



## 5.14.2 Partial compiles

When a model is partially compiled, it only includes the entities and resources for the resource sets that need to be changed (as well as their dependencies on additional resources that aren't part of a resource set). It is the server's responsibility to create a new version of the desired state utilizing the resources from the old version and those from the partial compile.

Only the resource sets that are present in the partially compiled model will be replaced when a partial export to the server is performed. Other sets' resources won't be impacted in any way. Shared resources are those that aren't a part of any resource collection and can always be added.

The resources from the prior example would be updated by a partial export for the model below:

Listing 18: main.cf

```
entity Network:
    """
    A network consisting of hosts. Each network is modelled fully independent from
    ↪others.
    """
    int id
end
Network.hosts [0:] -- Host.network [1]

index Network(id)

implementation network_resource_set for Network:
    # The Host resources for a network are all part of the same resource set
    set = std::ResourceSet(name="network-{{ self.id }}")
    for host in self.hosts:
        set.resources += host
    end
end

entity Host extends std::Resource:
    int id
end
index Host(network, id)

implementation host for Host:
    # Resource that doesn't belong to any resource set and is shared
    std::AgentConfig(autostart=true, agentname="host_agent")
end

implement Network using network_resource_set
implement Host using host

# turns out network 0 only needs one host
Host(network=Network(id=0), id=0)
```

As a result, network 0 would be changed to only have one host (the other four resources are removed), but the other networks would continue to function as they had before (because their resource set was not present in the partial export). The comparable complete model would seem as follows:

Listing 19: main.cf

```

entity Network:
    """
    A network consisting of hosts. Each network is modelled fully independent from
    ↪others.
    """
    int id
end
Network.hosts [0:] -- Host.network [1]

index Network(id)

implementation network_resource_set for Network:
    # The Host resources for a network are all part of the same resource set
    set = std::ResourceSet(name="network-{{ self.id }}")
    for host in self.hosts:
        set.resources += host
    end
end

entity Host extends std::Resource:
    int id
end
index Host(network, id)

implementation host for Host:
    # Resource that doesn't belong to any resource set and is shared
    std::AgentConfig(autostart=true, agentname="host_agent")
end

implement Network using network_resource_set
implement Host using host

# create network 0 with only one host
Host(network=Network(id=0), id=0)
# create 999 networks with 5 hosts each
for i in std::sequence(999, start=1):
    network = Network(id=i)
    for j in std::sequence(5):
        Host(network=network, id=j)
    end
end
end

```

Keep in mind that each resource set contains a collection of independent resources. In this example scenario, since the host instances for other sets do not exist at compilation time, it would be impossible to enforce a host index that was based just on the id and excluded the network.

The model developer is accountable for the following: Each resource set in a partial compilation needs to be separate from and independent of the resource sets that aren't included in the partial model. When performing partial compilations, this is a crucial assumption. If this condition is not satisfied, partial compilations may end up being incompatible with one another (a full compilation with the identical changes would fail), as the index example shows. This can result in undefinable behavior.

## Constraints and rules

When using partial compiles, the following rules have to be followed:

- A resource cannot be a part of more than one resource set at once.
- A resource does not have to be part of a resource set.
- Resources cannot be migrated using a partial compile to a different resource set. A full compile is necessary for this process.
- A resource set that is contained in a partial export must be complete, meaning that all of its resources must be present.
- Resources that weren't assigned to a specific resource set can never be updated or removed by a partial build. Although, adding resources is allowed.
- Resources within a resource set cannot depend on resources in another resource set. Dependencies on shared resources are allowed.
- Multiple resource sets may be updated simultaneously via a partial build.

For a guide on how to design a model in order to take these into account, see *Modeling guidelines*.

## Exporting a partial model to the server

Three arguments can be passed to the `inmanta export` command in order to export a partial model to the server:

- `--partial` To specify that the model being compiled only contains the resources that need to be updated in relation to the previous version of the model.
- `--delete-resource-set <resource-set-name>` This option, which may be used more than once, instructs the model to remove the resource set with the specified name. Only in conjunction with the preceding choice may this option be utilized. Note that utilizing a `std::ResourceSet` that includes no resources allows resource sets to be implicitly deleted during a partial compilation.
- `--soft-delete` To silently ignore deletion of resource sets specified through the `--delete-resource-set` option if the model is exporting resources that are part of these sets.

## Limitations

- **The compiler cannot verify all constraints that would be verified when a full build is run. Some index constraints, for instance, cannot be verified. The model creator is in charge of making sure that these constraints are met.**  
See *Modeling guidelines* on how to design your model.
- If just a partial compile is performed, it is possible for a shared resource to become obsolete. The shared resource will become obsolete when a partial compile deletes the last resource that depended on it, but it is preserved as a server-managed resource because partial compiles cannot delete shared resources. A full compile is required to remove shared resources. Scheduled full compilations that garbage-collect these shared resources are one way to fix this. The `auto_full_compile` environment setting is used to schedule full compilations. As an example, to plan a daily full compile for 01:00 UTC, use the `auto_full_compile` environment setting: `0 1 * * *`.

### 5.14.3 Modeling guidelines

This section will introduce some guidelines for developing models for use with the partial compilation feature. Take extreme care when not following these guidelines and keep in mind the *Constraints and rules*. The purpose of these guidelines is to present a modelling approach to safely make use of partial compiles. In essence, this boils down to developing the model so that a partial compile only succeeds if a full one would as well.

In this guide, we only cover models where each set of independent resources is defined by a single top-level entity, which we will refer to as the “service” or “service entity” (as in LSM). We will use the term “identity” to refer to any set of attributes that uniquely identify an instance. In the model this usually corresponds to an index.

All potential instances of a service entity must be refined to compatible (low level) configuration when creating an Inmanta model. In the model this config is represented by the resources. Therefore these guidelines will focus on creating valid and compatible resources. With well-designed resources, valid and compatible config will follow.

To safely make use of partial compiles, each service must be the sole owner of its resources and any shared resources must be identical across service instances. The graph below pictures a valid service for partial compiles. Each arrow represents a refinement: one entity creating another in one of its implementations. The valid service results in fully separate resource sets for each instance. Additionally, the one shared resource is created consistently between service instances. For each entity type, the `id` attribute is assumed to be an identifying attribute for the instance (i.e. there is an index on the attribute).

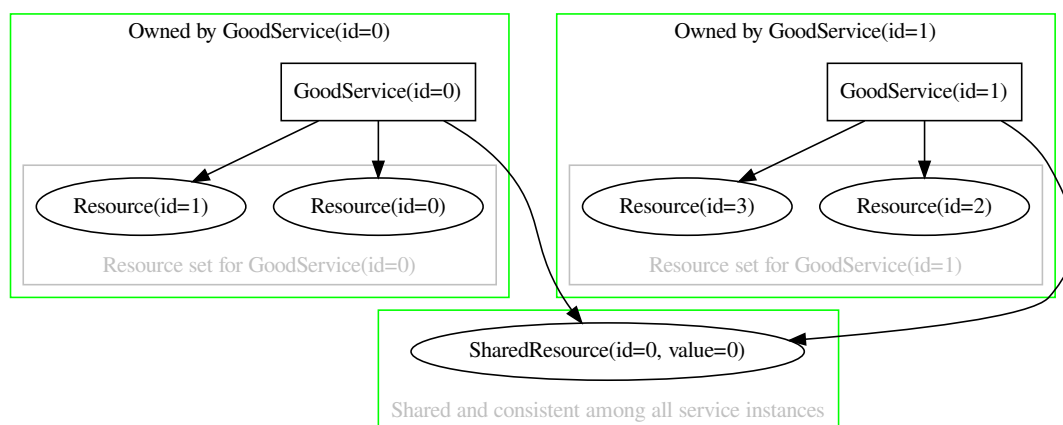


Fig. 1: A good service for partial compiles.

In contrast, the graph below shows an invalid service definition. Its resources overlap between instances. The invalid service can thus not be allowed for partial compiles because no resource can be considered completely owned by a single service instance.

Finally, the graph below shows another invalid model. Here, the resources are clearly divided into sets, but the shared resource is created inconsistently: one instance sets its value to 0 while the other sets it to 1.

In conclusion, each service’s refinements (through implementations) form a tree that may only intersect between service instances on shared nodes. The whole subtree below such a shared node should be considered shared and any resources in it must not be part of a resource set. All shared resources should be consistent between any two service instances that might create the object (see *Constraints and rules*). All other nodes should generally be considered owned by the service and all their resources be part of the service’s resource set. For more details on what it means to own a resource (or any child node in the tree) and how to ensure two service instance’s trees can not intersect on owned nodes, see the *Ownership* subsection.

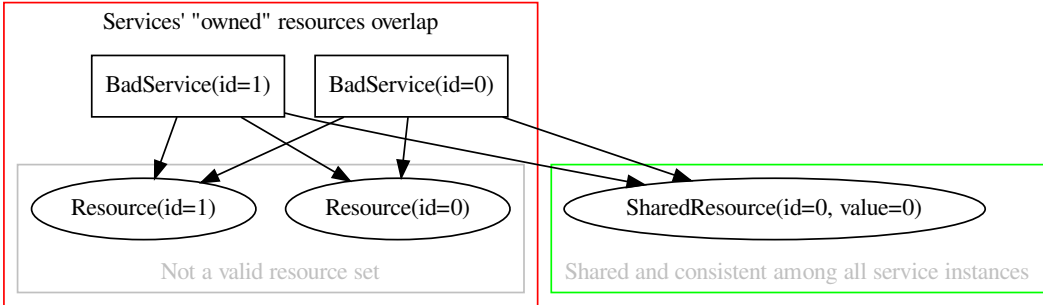


Fig. 2: A bad service for partial compiles: no owned resources

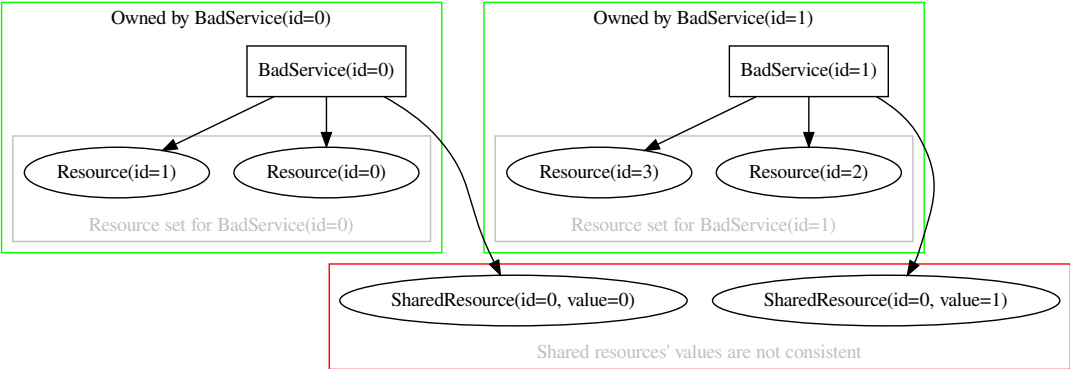


Fig. 3: A bad service for partial compiles: conflicting shared resources

## Service instance uniqueness

With full compiles, indexes serve as the identity of a service instance in the model. The compiler then validates that no conflicting service instances exist. With partial compiles this validation is lost because only one service instance will be present in the model. However, it is still crucial that such conflicts do not exist. Put simply, we need to make sure that a partial compile succeeds only when a full compile would succeed as well. This subsection deals solely with the uniqueness of service instances. The *Ownership* subsection then deals with safe refinements into resources.

To ensure service instance definitions are distinct, the model must make sure to do appropriate validation on the full set of definitions. When doing a partial compile, the model must verify that the service instance it is compiling for has a different identity from any of the previously defined service instances. This can be achieved by externally checking against some sort of inventory that there are no matches for any set of input attributes that identify the instance.

The current implementation of partial compiles does not provide any helpers for this verification. It is the responsibility of the model developer or the tool/extension that does the export to ensure that no two service instances can be created that are considered to have the same identity by the model.

For example, suppose we modify the example model to take input from a simple yaml file:

```
for network_def in mymodule::read_from_yaml():
    network = Network(id=network_def["id"])
    for host in network["hosts"]:
        network.hosts += Host(id=host["id"])
    end
end
```

```
networks:
- id: 0
  hosts:
  - id: 0
- id: 1
  hosts:
  - id: 0
  - id: 1
  - id: 2
  - id: 3
  - id: 4
- id: 0
  hosts:
  - id: 0
  - id: 1
```

The `read_from_yaml()` plugin would have to verify that no two networks with the same id are defined. After this validation, if doing a partial, it may return a list with only the relevant network in it. For the yaml given above validation would fail because two networks with the same id are defined.

## Ownership

A resource can safely be considered owned by a service instance if it could never be created by another service instance. There are two main mechanisms that can be used to provide this guarantee, both of which will be described in their own subsection below. One is the use of indexes on appropriate locations, the other is the use of some external allocator of unique values (e.g. a plugin to generate a UUID or to allocate values in an inventory).

In either case, the goal is to make sure that any object that is marked as owned by a service instance, is unique to that instance. In the index case we do so by making sure the object's identity is in fact completely and uniquely derived from the identity of the service instance. In the case where unique values are externally produced/allocated, responsibility for uniqueness falls to the plugin that produces the values.

## Ownership through indexes

As stated above, during partial compiles indexes alone can not serve as a uniqueness guarantee because each compile only contains a single service instance. And yet, indexes can still be used as a mechanism to guarantee ownership: e.g. if a value for a resource's index is uniquely derived from the identity of its service instance, this in itself is a guarantee that no other service instance could result in this same resource. In other words, rather than count on the stand-alone identity aspect of the index, we will make sure the identity is fully defined by the service instance's identity (or an external inventory). This, coupled with the *Service instance uniqueness* guarantee ensures that the refinement trees will not intersect. This in turn allows us to conclude that the partial compile behavior will be the same as the full compile behavior.

Generally, for every index on a set of attributes of an owned resource, at least one of the fields must be either derived from the identity of the service instance, or allocated in a safe manner by a plugin as described above. The same goes for every pair of resource id and agent. If the first constraint is not met, a full compile might fail, while if the second is not met, the export will be rejected because two services are trying to configure the same resources.

For example, consider the example model from before. If two networks with two hosts each would be created, they would result in two disjunct resource sets, as pictured below.

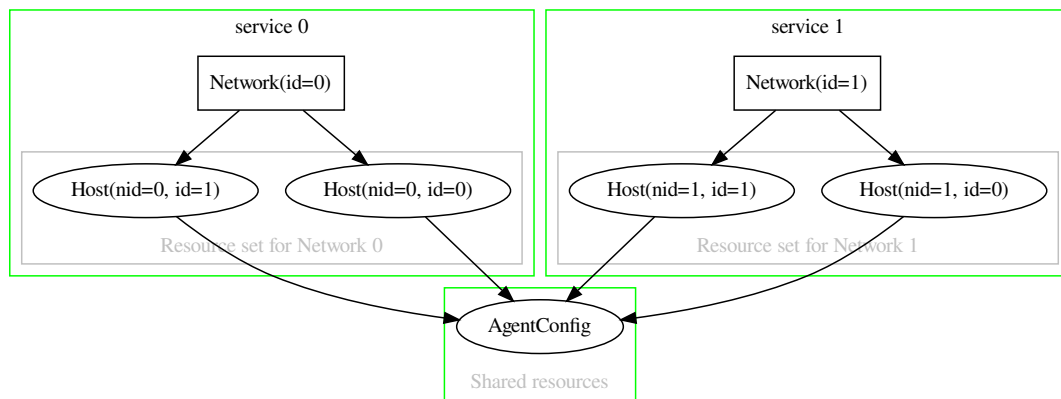


Fig. 4: Two valid service instances with their resource sets

Now suppose the index on `Host` did not include the network instance. In that case the identity of a `Host` instance would no longer be derived from the identity of its `Network` instance. It would then be possible to end up with two networks that refine to the same host objects as shown below. The resource sets are clearly no longer disjunct.

## Ownership through allocation

Instead of the index `Host(network, id)` we could also use an allocation plugin to determine the id of a host. Suppose we add such a plugin that allocates a unique value in some external inventory, then the index is no longer required for correct behavior because the allocator guarantees uniqueness for the host id:

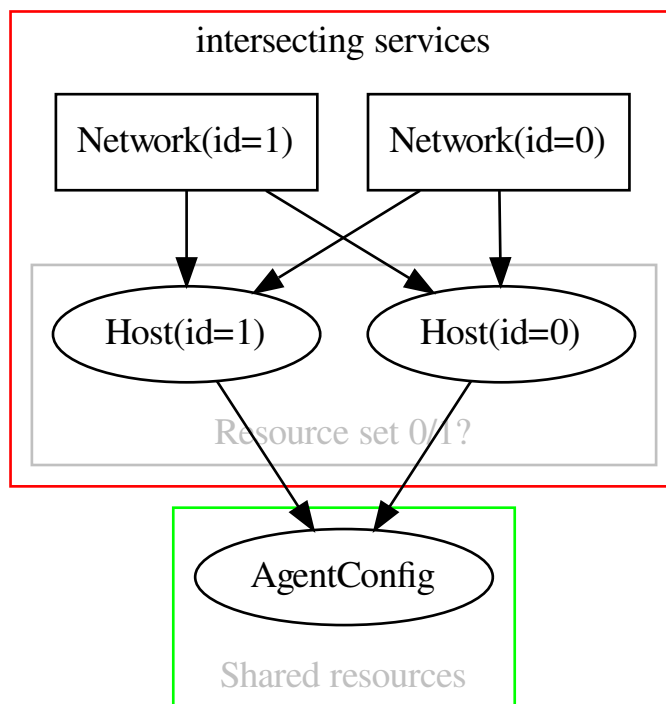


Fig. 5: Two invalid service instances with a resource set conflict

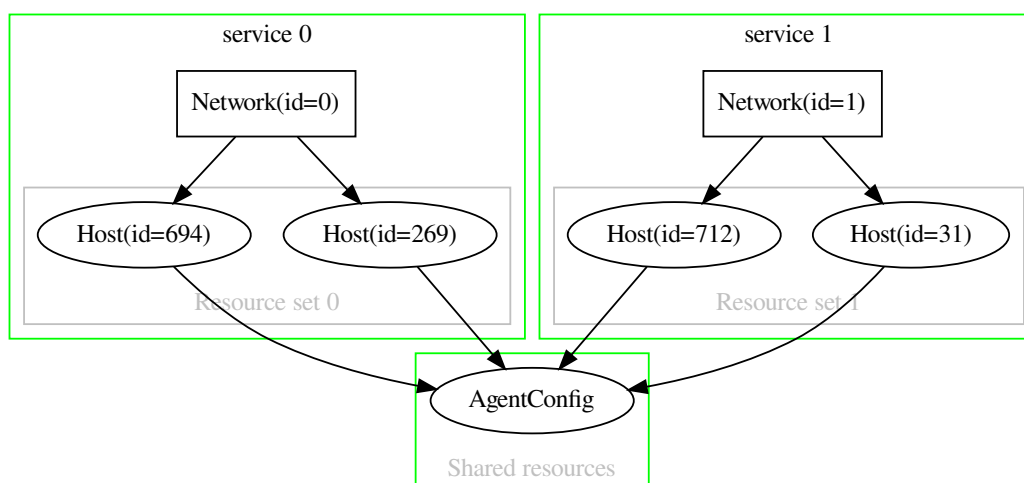


Fig. 6: Two valid services with their resource sets, using allocation



## Inter-resource set dependencies

Resources within a resource set can only depend on resources within the same resource set or on shared resources. Shared resources on the other hand can have dependencies on any resource in the model. The diagram below provides an example where the resource dependency graph satisfies these requirements. The arrows in the diagram show the requires relationship between entities/resources.

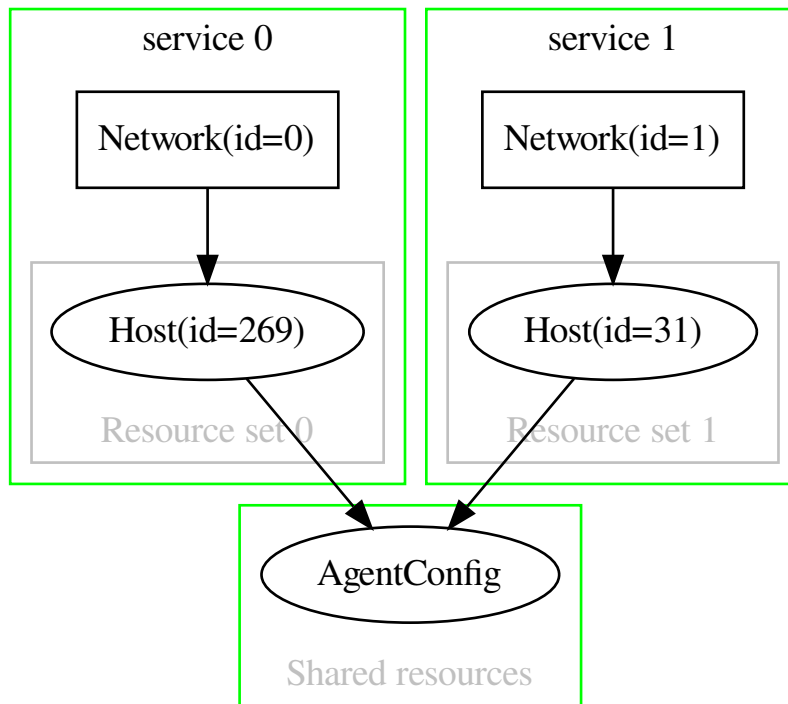


Fig. 7: Two resource sets satisfying the dependency constraints

In the diagram below, resource `Host(id=269)` that belongs to resource set 0 depends on resource `Host(id=31)` that belongs to resource set 1. This inter-resource set dependency is not allowed.

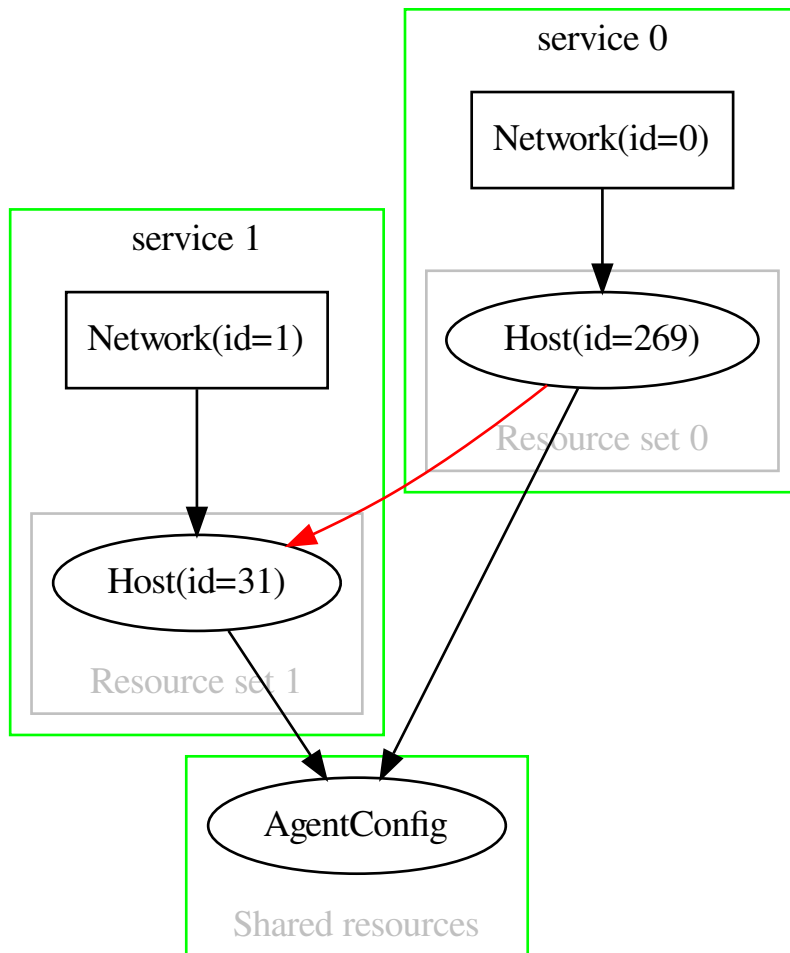


Fig. 8: Two resource sets violating the dependency constraints

## Testing

While the guidelines outlined above suffice for safe use of partial compiles, a modeling error is easily made. In addition to the usual testing of behavior of both full and partial compiles, you should include tests that guard against incompatible resource sets and/or shared resources. These tests would generally be full compile tests with multiple service instances. As long as a full compile succeeds for any valid set of inputs, you can be confident the partial compile will behave the same. If on the other hand a set of valid service instances exist for which the full compile fails, you most likely have a modeling error that would allow sequential partial compiles for those same instances.

## 5.15 Unmanaged Resources

Unmanaged resources are resources that live in the network that are not yet managed by the orchestrator. They may be of the same type as other resources that are already managed, or something else entirely. The orchestrator can discover unmanaged resources in the network, given proper guidance. This discovery is driven by discovery resources in the model. They express the intent to discover resources of the associated type in the network.

### 5.15.1 Terminology

- **Discovery resource:** The category of resources that express the intent to discover resources in the network. This is an actual resource that is part of the configuration model.
- **Discovered resource:** This is the unit of data that is generated by the discovery process. Each time the discovery process discovers a resource, it creates a record in the inventory for discovered resources. This record contains the set of attributes that define the current state of the discovered resource. Discovered resources only exist in the discovered resources database. They don't exist in the configuration model.

### 5.15.2 Example

The code snippet below defines a discovery resource called `InterfaceDiscovery`. Instances of this resource will discover the interfaces present on a specific host. A discovery resource must always inherit from `std::DiscoveryResource`. Note that discovery resources are defined in exactly the same way as a regular resource, except that they inherit from `std::DiscoveryResource` instead of `std::PurgeableResource` or `std::Resource`.

Listing 20: my\_project/main.cf

```

1 import ip
2
3 entity InterfaceDiscovery extends std::DiscoveryResource:
4     """
5     A discovery resource that discovers interfaces on a specific host.
6
7     :attr name_filter: If not null, only discover interfaces for which the name_
↪matches this regular expression.
8                             Otherwise discover all the interfaces on the host.
9     """
10    string? name_filter = null
11 end
12
13 InterfaceDiscovery.host [1] -- ip::Host
14
15 index InterfaceDiscovery(host)
16
17 implement InterfaceDiscovery using parents, std::none

```

The associated handler code is shown below:

Listing 21: my\_module/inmanta\_plugins/\_\_init\_\_.py

```

1 import re
2 from collections import abc
3
4 import pydantic
5
6 from inmanta import resources
7 from inmanta.data.model import ResourceIdStr
8 from inmanta.agent.handler import provider, DiscoveryHandler, HandlerContext
9 from inmanta.resources import resource, DiscoveryResource
10
11
12 @resource("my_module::InterfaceDiscovery", agent="host.name", id_attribute="host")
13 class InterfaceDiscovery(DiscoveryResource):
14     fields = ("host", "name_filter")
15
16     host: str
17     name_filter: str
18
19     @staticmethod
20     def get_host(exporter, resource):
21         return resource.host.name
22
23
24 class UnmanagedInterface(pydantic.BaseModel):
25     """
26     Datastructure used by the InterfaceDiscoveryHandler to return the attributes
27     of its discovered resources.
28     """
29
30     host: str
31     interface_name: str
32     ip_address: str
33
34
35 @provider("my_module::InterfaceDiscovery", name="interface_discovery_handler")
36 class InterfaceDiscoveryHandler(DiscoveryHandler[InterfaceDiscovery,
37 ↪ UnmanagedInterface]):
38     def discover_resources(
39         self, ctx: HandlerContext, discovery_resource: InterfaceDiscovery
40     ) -> dict[ResourceIdStr, UnmanagedInterface]:
41         """
42         Entrypoint that is called by the agent when the discovery resource is
43 ↪ deployed.
44         """
45         discovered: abc.Iterator[UnmanagedInterface] = (
46             UnmanagedInterface(**attributes)
47             for attributes in self._get_discovered_interfaces(discovery_resource)
48             if discovery_resource.name_filter is None or re.match(discovery_resource.
49 ↪ name_filter, attributes["interface_name"])
50         )
51         return {
52             resources.Id(
53                 entity_type="my_module::Interface",
54                 agent_name=res.host,
55                 attribute="interface_name",

```

(continues on next page)

(continued from previous page)

```

53         attribute_value=res.interface_name,
54     ).resource_str(): res
55     for res in discovered
56 }
57
58 def _get_discovered_interfaces(self, discovery_resource: InterfaceDiscovery) ->
59 ↪ list[dict[str, object]]:
60     """
61     A helper method that contains the logic to discover the unmanaged interfaces
62     ↪ in the network.
63     It returns a list of dictionaries where each dictionary contains the
64     ↪ attributes of an unmanaged resource.
65     """
66     raise NotImplementedError()

```

The handler code consists of three parts:

- Lines 12-21: The class that describes how the discovery resource `InterfaceDiscovery` should be serialized. This resource definition is analogous to the definition of a regular `PurgeableResource` or `Resource`, except that the class inherits from `DiscoveryResource`.
- Lines 24-31: A Pydantic `BaseModel` that represents the datastructure that will be used by the discovery handler to return the attributes of the discovered resources. This specific example uses a Pydantic `BaseModel`, but discovery handlers can use any json serializable datastructure.
- Line: 34-61: This is the handler for the discovery resource. A discovery handler class must satisfy the following requirements:
  - It must be annotated with the `@provider` annotation, like a regular `CRUDHandler` or `ResourceHandler`.
  - It must inherit from the `DiscoveryHandler` class. This is a generic class with two parameters. The first parameter is the class of the associated `DiscoveryResource` and the second parameter is the type of datastructure that the discovery handler will use to return the attributes of discovered resources.
  - It must implement a method called `discover_resources` that contains the logic to discover the resources in the network. This method returns a dictionary. The keys of this dictionary contain the resource ids of the discovered resources and the values the associated attributes.

### 5.15.3 Sharing attributes

In some situations there is a need to share behavior or attributes between a resource X and the discovery resource for X. For example, both might require credentials to authenticate to their remote host. This can be done by making both entities inherit from a shared parent entity. An example is provided below.

Listing 22: my\_project/main.cf

```

1  import ip
2
3  entity Credentials:
4      """
5      An entity that holds the shared attributes between the Interface and
6      ↪ InterfaceDiscovery entity.
7      """
8      string username
9      string password
10 end
11 implement Credentials using std::none

```

(continues on next page)

(continued from previous page)

```

12
13 entity InterfaceBase:
14     """
15     Base entity for the Interface and InterfaceDiscovery handler.
16     """
17 end
18
19 InterfaceBase.credentials [1] -- Credentials
20 InterfaceBase.host [1] -- ip::Host
21
22 implement InterfaceBase using std::none
23
24 entity Interface extends InterfaceBase, std::PurgeableResource:
25     """
26     An entity that represents an interface that is managed by the Inmanta server.
27     """
28     string name
29     std::ipv4_address ip_address
30 end
31
32 index Interface(host, name)
33
34 implement Interface using parents, std::none
35
36 entity InterfaceDiscovery extends InterfaceBase, std::DiscoveryResource:
37     """
38     A discovery resource used to discover interfaces that exist on a specific host.
39
40     :attr name_filter: If not null, this resource only discovers the interfaces for
41     ↪which the name matches this
42                       ↪regular expression. Otherwise discover all the interfaces on
43     ↪the host.
44     """
45     string? name_filter = null
46 end
47
48 index InterfaceDiscovery(host)
49
50 implement InterfaceDiscovery using parents, std::none

```

The Credentials entity, in the above-mentioned snippet, contains the shared attributes between the PurgeableResource Interface and the DiscoveryResource InterfaceDiscovery.

The associated handler code is provided below:

Listing 23: my\_module/inmanta\_plugins/\_\_init\_\_.py

```

1 import re
2 from collections import abc
3 from typing import Optional
4
5 import pydantic
6
7 from inmanta import resources
8 from inmanta.data.model import ResourceIdStr
9 from inmanta.agent.handler import provider, DiscoveryHandler, HandlerContext,
  ↪CRUDHandler

```

(continues on next page)

(continued from previous page)

```

10 from inmanta.resources import resource, DiscoveryResource, PurgeableResource
11
12
13 class InterfaceBase:
14     fields = ("host", "username", "password")
15
16     host: str
17     username: str
18     password: str
19
20     @staticmethod
21     def get_host(exporter, resource):
22         return resource.host.name
23
24     @staticmethod
25     def get_username(exporter, resource):
26         return resource.credentials.username
27
28     @staticmethod
29     def get_password(exporter, resource):
30         return resource.credentials.password
31
32
33 @resource("my_module::Interface", agent="host.name", id_attribute="name")
34 class Interface(InterfaceBase, PurgeableResource):
35     fields = ("name", "ip_address")
36
37     name: str
38     ip_address: str
39
40
41 @resource("my_module::InterfaceDiscovery", agent="host.name", id_attribute="host")
42 class InterfaceDiscovery(InterfaceBase, DiscoveryResource):
43     fields = ("name_filter",)
44
45     name_filter: Optional[str]
46
47
48 class UnmanagedInterface(pydantic.BaseModel):
49     """
50     Datastructure used by the InterfaceDiscoveryHandler to return the attributes
51     of the discovered resources.
52     """
53
54     host: str
55     interface_name: str
56     ip_address: str
57
58
59 class Authenticator:
60     """
61     Helper class that handles the authentication to the remote host.
62     """
63
64     def login(self, credentials: InterfaceBase) -> None:
65         raise NotImplementedError()

```

(continues on next page)

(continued from previous page)

```

66     def logout(self, credentials: InterfaceBase) -> None:
67         raise NotImplementedError()
68
69
70
71 @provider("my_module::Interface", name="interface_handler")
72 class InterfaceHandler(Authenticator, CRUDHandler[Interface]):
73     """
74     Handler for the interfaces managed by the orchestrator.
75     """
76
77     def pre(self, ctx: HandlerContext, resource: Interface) -> None:
78         self.login(resource)
79
80     def post(self, ctx: HandlerContext, resource: Interface) -> None:
81         self.logout(resource)
82
83     def read_resource(self, ctx: HandlerContext, resource: Interface) -> None:
84         raise NotImplementedError()
85
86     def create_resource(self, ctx: HandlerContext, resource: Interface) -> None:
87         raise NotImplementedError()
88
89     def delete_resource(self, ctx: HandlerContext, resource: Interface) -> None:
90         raise NotImplementedError()
91
92     def update_resource(self, ctx: HandlerContext, changes: dict, resource:
↳ Interface) -> None:
93         raise NotImplementedError()
94
95
96 @provider("my_module::InterfaceDiscovery", name="interface_discovery_handler")
97 class InterfaceDiscoveryHandler(Authenticator, DiscoveryHandler[InterfaceDiscovery,
↳ UnmanagedInterface]):
98
99     def pre(self, ctx: HandlerContext, resource: InterfaceDiscovery) -> None:
100         self.login(resource)
101
102     def post(self, ctx: HandlerContext, resource: InterfaceDiscovery) -> None:
103         self.logout(resource)
104
105     def discover_resources(
106         self, ctx: HandlerContext, discovery_resource: InterfaceDiscovery
107     ) -> abc.Mapping[ResourceIdStr, UnmanagedInterface]:
108         """
109         Entrypoint that is called by the agent when the discovery resource is
↳ deployed.
110         """
111         discovered: abc.Iterator[UnmanagedInterface] = (
112             UnmanagedInterface(**attributes)
113             for attributes in self._get_discovered_interfaces(discovery_resource)
114             if discovery_resource.name_filter is None or re.match(discovery_resource.
↳ name_filter, attributes["interface_name"])
115         )
116         return {
117             resources.Id(

```

(continues on next page)



(continued from previous page)

```

118         entity_type="my_module::Interface",
119         agent_name=res.host,
120         attribute="interface_name",
121         attribute_value=res.interface_name,
122     ).resource_str(): res
123     for res in discovered
124 }
125
126 def _get_discovered_interfaces(self, discovery_resource: InterfaceDiscovery) ->
127 ↪ list[dict[str, object]]:
128     """
129     A helper method that contains the logic to discover the unmanaged interfaces
130     ↪ in the network.
131     It returns a list of dictionaries where each dictionary contains the
132     ↪ attributes of a discovered interface.
133     """
134     raise NotImplementedError()

```

In the above-mentioned code snippet the `Credentials` class contains the shared attributes between the `Interface` resource and the `InterfaceDiscovery` resource. The `Authenticator` class on the other hand contains the shared logic between the `InterfaceHandler` and the `InterfaceDiscoveryHandler` class.

## 5.16 Dict Path

`DictPath` is a library for navigating json data.

The `DictPath` library offers a convenient way to get a specific value out of a structure of nested dicts and lists.

### 5.16.1 Writing `DictPath` expressions

A `DictPath` expression is a `.`-separated path. The following elements are supported:

1. `.dkey`: Return the value under `dkey` in the dict. `dkey` cannot be an empty string. Use the `*` character to get all values of the dictionary.
2. `lst[lkey=lvalue]`: Find a dictionary in a list of dictionaries. Find the dict with `lkey=lvalue`. `lvalue` can be an empty string. `lst` and `lkey` cannot be an empty string. If no or more than one dict matches the filter, a `LookupError` is raised. The `*` character can be used for `lkey` and `lvalue` to match respectively any key or value. `\0` can be used for `lvalue` to match against the value `None`.  
If no single key uniquely identifies an object, multiple keys can be used:  
`lst[lkey1=lvalue1][lkey2=lvalue2]`.

Each element of the path (keys or values) must escape the following special characters with a single backslash: `\`, `[`, `]`, `.`, `*` and `=`. Other characters must not be escaped.

A leading `.` character represent the entire data structure provided to the dict path library. As such, the following dict paths are logically equivalent to each other: `a.b.c` and `.a.b.c`. A dict path can also consist of a single dot (`.`). This expression represents the identity function.

## 5.16.2 Using DictPath in code

**Warning:** The dict path library only works correctly when the keys and values, referenced in a dict path expression, are of a primitive type and the type is the same for all keys and values at the same level. For example, {"True": 1, True: 2} is not a valid dictionary.

- To convert a dictpath expression to a DictPath instance, use `dict_path.to_path`. Use `dict_path.to_wild_path` in order to allow wildcards (\*) to be used in the dict path expression.
- To get the element from a collection use `DictPath.get_element(collection)`
- To set an element in a collection use `DictPath.set_element(collection, value)`

**class** `inmanta.util.dict_path.DictPath`

A base class for all non-wild dict paths segments. The key difference between `WildDictPath` and `DictPath` subclasses are:

1. `WildDictPath` can only get a list of elements, with `get_elements`. If no element is found, an empty list is returned, no error is raised.
2. `DictPath` can not use `get_elements` as it is always expected to have exactly one match.
3. `DictPath` can use `get_element`, which will return the matching element, or raise an exception if more or less than one is found.
4. `DictPath` can set values, using `set_element`, and can build the dict structure expected by the path by using the `construct` flag in the `get_element` method.

**abstract** `get_element(container: object, construct: bool = False) → object`

Get the element identified by this Path from the given collection

**Parameters**

- **container** – the container to search in
- **construct** – construct a dict on the location identified by this path in the container if the element doesn't exist. Return this new dict.

**Raises**

**KeyError** – if the element is not found or if more than one occurrence was found.

**get\_elements(container: object) → list[object]**

Get the elements identified by this Path from the given collection. If no element is matched, an empty list is returned.

**Parameters**

**container** – the container to search in

**abstract** `get_key() → str`

Return the dictionary key referenced by this element in the dict path.

**get\_path\_sections() → Sequence[DictPath]**

Get the individual parts of this path

**abstract** `remove(container: object) → None`

**Remove an element if it exists:**

- On an `InDict` or a `WildInDict`: Remove the referenced key from the dictionary.
- On a `KeyedList` or a `WildKeyedList`: Remove the referenced element from the list.
- On a `NullPath`: This operation is not supported on a `NullPath`.

**abstract set\_element**(*container: object, value: object, construct: bool = True*) → None

Set the element identified by this Path from the given collection.

If construct is True, all containers on the path towards the value are constructed if absent.

**Raises**

**LookupError** – if the path leading to the element is not found or if more than one occurrence was found.

`inmanta.util.dict_path.to_path(inp: str) → DictPath`

Convert a string to a DictPath

**Raises**

**InvalidPathException** – the path is not valid

`inmanta.util.dict_path.to_wild_path(inp: str) → WildDictPath`

Convert a string to a WildDictPath

**Raises**

**InvalidPathException** – the path is not valid

### 5.16.3 Example

```
from inmanta.util import dict_path

container = {
    "a": "b",
    "c": {
        "e": "f"
    },
    "g": [
        {"h": "i", "j": "k"},
        {"h": "a", "j": "b"}
    ]
}

assert dict_path.to_path("a").get_element(container) == "b"
assert dict_path.to_path("c.e").get_element(container) == "f"
assert dict_path.to_path("g[h=i]").get_element(container) == {"h": "i", "j": "k"}

assert dict_path.to_wild_path("c.*").get_elements(container) == ["f"]
assert sorted(dict_path.to_wild_path("g[h=i].*").get_elements(container)) == ["i", "k"
↪]
assert dict_path.to_wild_path("g[*=k]").get_elements(container) == [{"h": "i", "j": "k"
↪}]

dict_path.to_path("g[h=b].i").set_element(container, "z")
assert dict_path.to_path("g[h=b]").get_element(container) == {"h": "b", "i": "z"}
assert dict_path.to_path("g[h=b].i").get_element(container) == "z"
```



## PLATFORM DEVELOPER DOCUMENTATION

### 6.1 Creating a new server extension

Inmanta server extensions are separate Python packages with their own release cycle that can add additional server slices and Inmanta environment settings to the orchestrator. Server slices are components in the service orchestrator. A slice can be responsible for API endpoints or provide internal services to other slices. The core server extension provides all slices of the core service orchestrator.

#### 6.1.1 The package layout of a server extension

Each Inmanta server extension is defined as a subpackage of the `inmanta_ext` package. `inmanta_ext` is a namespace package used by the service orchestrator to discover new extensions. The following directory structure is required for a new extension called `new_extension`.

```
inmanta_ext
|
|-- new_extension
|   |-- __init__.py
|   |-- extension.py
```

- The `__init__.py` file can be left empty. This file is only required to indicate that `new_extension` is a python package.
- The `extension.py` file must contain a `setup` function that registers the necessary server slices to the application context. An example `extension.py` file is shown below. The parameter `<server-slice-instance>` should be replaced with an instance of the server slice that belongs to the extension. Multiple server slices can be registered.
- The `extension.py` file can contain an optional `register_environment_settings` function that allows an extension to register extension-specific settings that can be used to customize an Inmanta environment.

```
# File: extension.py
from inmanta.server.extensions import ApplicationContext
from inmanta import data

def setup(application: ApplicationContext) -> None:
    application.register_slice(<server-slice-instance>)

def register_environment_settings(application: ApplicationContext) -> None:
    application.register_environment_setting(
        data.Setting(
            name="my_environment_setting",
            default=False,
            typ="bool",
            validator=data.convert_boolean,
```

(continues on next page)

(continued from previous page)

```

        doc="Explain what the setting does.",
    )
)

```

**Tip:** Indicate which version of the Inmanta core is compatible with the developed extension by constraining the version of the Inmanta core package to a valid range in the `setup.py` file of the extension.

## 6.1.2 Adding server slices to the extension

A server slice is defined by creating a class that extends from `inmanta.server.protocol.ServerSlice`.

**class** `inmanta.server.protocol.ServerSlice`(*name: str*)

Base class for server extensions offering zero or more api endpoints

Extensions developers should override the lifecycle methods:

- `ServerSlice.prestart()`
- `ServerSlice.start()`
- `ServerSlice.prestop()`
- `ServerSlice.stop()`
- `ServerSlice.get_dependencies()`

To register endpoints that server static content, either use `:func:'add_static_handler'` or `:func:'add_static_content'` To create endpoints, use the annotation based mechanism

To schedule recurring tasks, use `schedule()` or `self._sched` To schedule background tasks, use `add_background_task()`

**get\_depended\_by()** → list[str]

List of names of slices that must be started after this one.

**get\_dependencies()** → list[str]

List of names of slices that must be started before this one.

**async prestart**(*server: Server*) → None

Called by the RestServer host prior to start, can be used to collect references to other server slices  
Dependencies are not up yet.

**async prestop**() → None

Always called before stop

Stop producing new work: - stop timers - stop listeners - notify shutdown to systems depending on us (like agents)

sets `is_stopping` to true

But remain functional

All dependencies are up (if present)

**async start**() → None

Start the server slice.

This method *blocks* until the slice is ready to receive calls

Dependencies are up (if present) prior to invocation of this call

**async stop()** → None

Go down

All dependencies are up (if present)

This method *blocks* until the slice is down

- The constructor of the ServerSlice class expects the name of the slice as an argument. This name should have the format "<extension-name>.<server-slice-name>". <extension-name> is the name of the package that contains the `extension.py` file. <server-slice-name> can be chosen by the developer.
- The `prestart()`, `start()`, `prestop()`, `stop()`, `get_dependencies()` and `get_depended_by()` methods can be overridden when required.

### 6.1.3 Enable the extension

By default, no extensions are enabled on the Inmanta server. Extensions can be enabled by specifying them in the `server.enabled-extensions` option of the Inmanta configuration file. This option accepts a comma-separated list of extensions that should be enabled.

```
# File: /etc/inmanta/inmanta.d/0-extensions.cfg
[server]
enabled_extensions=new_extension
```

### 6.1.4 The Inmanta extension template

A new Inmanta extension can be created via the Inmanta extension template. This is a cookiecutter template to generate the initial Python project for a new Inmanta extension. The documentation regarding this template is available on <https://github.com/inmanta/inmanta-extension-template>.

## 6.2 Database Schema Management

In some situation, a change to the database schema is required. To perform these database schema migrations, we implemented a migration tool and associated testing framework. This page describes how to create a new version of the database schema and test the migration script.

### 6.2.1 New schema version definition

The version number of the database schema evolves independently from any other versioned Inmanta element (product version, extension version, etc.). Each commit can introduce changes to the database schema. When that happens the commit creates a new database schema version. This means that multiple schema version can exist between two consecutive stable releases of the orchestrator.

A new version of the database schema is defined by adding a new Python module to the `inmanta.db.versions` package. The name of this module should have the format `v<timestamp><i>.py`, where the timestamp is in the form `YYYYMMDD` and `i` is an index to allow more than one schema update per day (e.g. `v202102220.py`).

Each of these Python modules should implement an asynchronous function `update` that accepts a database connection object as an argument. This function should execute all database queries required to update from the previous version of the database schema to the new version of the database schema.

An example is given in the code snippet below:

```
# File: src/inmanta/db/versions/v202102220.py
from asyncpg import Connection
```

(continues on next page)

(continued from previous page)

```

async def update(connection: Connection) -> None:
    schema = """
    ALTER TABLE public.test
    ADD COLUMN new_column;
    """
    await connection.execute(schema)

```

## 6.2.2 Executing schema updates

Schema updates are applied automatically when the Inmanta server starts. The following algorithm is used to apply schema updates:

1. Retrieve the current version of the database schema from the `public.schemamanager` table of the database.
2. Check if the `inmanta.db.versions` package contains any schema updates.
3. When schema updates are available, each `update` function between the current version and the latest version is executed in the right order.

When a schema update fails, the database schema is rolled-back to the state before the start of the Inmanta server. In that case the Inmanta server will fail to start.

## 6.2.3 Testing database migrations

Each database migration script should be tested using an automated test case. The tests that verify the migration from schema version `<old_version>` to `<new_version>` are stored in a file named `tests/db/test_v<old_version>_to_v<new_version>.py`.

In general, a database schema migration test has the following flow:

1. Load a database dump that uses the database schema version directly preceding the version being tested.
2. Perform assertions that verify the database schema before the migration.
3. Start the inmanta server to trigger the database migration scripts.
4. Perform assertions to verify that the migration was done correctly.

The example below shows a test for the above-mentioned database migration script.

```

1 # File: tests/db/test_v202101010_to_v202102220.py
2 @pytest.mark.db_restore_dump(os.path.join(os.path.dirname(__file__), "dumps",
3   ↪ "v202101010.sql"))
4 async def test_add_new_column_to_test_table(
5     migrate_db_from: abc.Callable[[], abc.Awaitable[None]],
6     get_columns_in_db_table: abc.Callable[[str], list[str]],
7 ) -> None:
8     """
9     Verify that the database migration script v202102220.py correctly adds the column_
10    ↪ new_column to the table test.
11     """
12     # Assert state before migration
13     assert "new_column" not in await get_columns_in_db_table(table_name="test")
14     # Migrate DB schema
15     await migrate_db_from()
16     # Assert state after migration
17     assert "new_column" in await get_columns_in_db_table(table_name="test")

```

The most important elements of the test case are the following:



- Line 2: The `db_restore_dump` annotation makes the `migrate_db_from` fixture load the database dump `tests/db/dumps/v202101010.sql` in the database used by the test case. This happens in the setup stage of the fixture. As such, the database contains the old version of the database schema at the beginning of the test case.
- Line 11: Verifies that the column `new_column` doesn't exist in the table `test`. The test case uses the fixture `get_columns_in_db_table` to obtain that information, but the `postgresql_client` fixture can be used as well to run arbitrary queries against the database.
- Line 13: Invokes the callable returned by the `migrate_db_from` fixture. This function call starts an Inmanta server against the database used by the test case, which runs the migration script being tested.
- Line 15: Verifies whether the migration script correctly added the column `new_column` to the table `test`.

Each commit that creates a new database version should also add a database dump for that new version to the `tests/db/dumps/` directory. Generating this dump can be done using the `tests/db/dump_tool.py` script. This script does the following:

1. Start an Inmanta server using the latest database schema available in `inmanta.db.versions` package.
2. Execute some API calls against the server to populate the database tables with some dummy data.
3. Dump the content of the database to `tests/db/dumps/v<latest_version>.sql`.

The actions to be taken after generating a new dump file are described in the docstring of the `dump_tool.py` file. If a new table or column is added using a database migration script, the developer should make sure to adjust the `dump_tool.py` script with the necessary API calls to populate the table or column if required.

## 6.3 Define API endpoints

This page describes how to add an API endpoint to the Inmanta server. Adding a new API endpoint requires two methods: an API method and an API handle. The API method provides the specification of the endpoint. This includes the HTTP request method, the path to the endpoint, etc. The API handle on the other hand provides the actual implementation of the endpoint.

### 6.3.1 API Method

The Python function that acts as an API method should be annotated using the `method` decorator. The implementation of the method should be left empty.

An example is shown in the code snippet below.

```
import uuid
from inmanta.const import ClientType
from inmanta.protocol.decorators import method

@method(path="/project/<id>", operation="GET", client_types=[ClientType.api])
def get_project(id: uuid.UUID):
    """
    Get a project and a list of the ids of all environments.

    :param id: The id of the project to retrieve.
    :return: The project and a list of environment ids.
    :raises NotFound: The project with the given id doesn't exist.
    """
```

This API method defines an HTTP GET operation at the path `/project/<id>` which can be used by a client of type `api` (`cli`, `web-console` and `3rd party service`). The `id` parameter in the path will be passed to the associate API handle. A docstring can be associated with the API method. This information will be included in the OpenAPI documentation, available via the `/docs` endpoint of the Inmanta server.

A complete list of all the arguments accepted by the `method` decorator is given below.

```
decorators.method(operation: str = 'POST', reply: bool = True, arg_options: dict[str, ArgOption] = {},
                 timeout: int | None = None, server_agent: bool = False, api: bool | None = None,
                 agent_server: bool = False, validate_sid: bool | None = None, client_types:
                 list[ClientType] = [ClientType.api], api_version: int = 1, api_prefix: str = 'api',
                 envelope: bool = False, envelope_key: str = 'data') → Callable[[...], Callable]
```

Decorator to identify a method as a RPC call. The arguments of the decorator are used by each transport to build and model the protocol.

### Parameters

- **path** – The url path to use for this call. This path can contain parameter names of the function. These names should be enclosed in `< >` brackets.
- **operation** – The type of HTTP operation (verb).
- **timeout** – nr of seconds before request it terminated.
- **api** – This is a call from the client to the Server (True if not `server_agent` and not `agent_server`).
- **server\_agent** – This is a call from the Server to the Agent (reverse http channel through long poll).
- **agent\_server** – This is a call from the Agent to the Server.
- **validate\_sid** – This call requires a valid session, true by default if `agent_server` and not `api`
- **client\_types** – The allowed client types for this call. The valid values are defined by the `inmanta.const.ClientType` enum.
- **arg\_options** – Options related to arguments passed to the method. The key of this dict is the name of the arg to which the options apply. The value is another dict that can contain the following options:
  - header: Map this argument to a header with the following name.
  - reply\_header: If the argument is mapped to a header, this header will also be included in the reply
  - getter: Call this method after validation and pass its return value to the method call. This may change the type of the argument. This method can raise an `HTTPException` to return a 404 for example.
- **api\_version** – The version of the api this method belongs to.
- **api\_prefix** – The prefix of the method: `/<prefix>/v<version>/<method_name>`.
- **envelope** – Put the response of the call under an envelope with key `envelope_key`.
- **envelope\_key** – The envelope key to use.

## 6.3.2 API Handle

An API handle function should be annotated with the `handle` decorator and should contain all the arguments of the associated API method and the parameters defined in the path of the endpoint. The names these arguments can be mapped onto a different name by passing arguments to the `handle` decorator.

An example is shown in the code snippet below.

```
import uuid
from inmanta.server import protocol
from inmanta.types import Apireturn
from inmanta import data
from inmanta.protocol import methods
```

(continues on next page)

(continued from previous page)

```

@protocol.handle(methods.get_project, project_id="id")
async def get_project(self, project_id: uuid.UUID) -> ApiResponse:
    try:
        project = await data.Project.get_by_id(project_id)
        environments = await data.Environment.get_list(project=project_id)

        if project is None:
            return 404, {"message": "The project with given id does not exist."}

        project_dict = project.to_dict()
        project_dict["environments"] = [e.id for e in environments]

        return 200, {"project": project_dict}
    except ValueError:
        return 404, {"message": "The project with given id does not exist."}

    return 500

```

The first argument of the `handle` decorator defines that this is the handle function for the `get_project` API method. The second argument remaps the `id` argument of the API method to the `project_id` argument in the handle function.

The arguments and the return type of the handle method can be any built-in Python type or a user-defined object. The input format of an API call can be verified automatically using Pydantic.

An overview of all the arguments of the `handle` decorator are shown below.

```

class inmanta.protocol.decorators.handle(
    method: Callable[[...], int | tuple[int, dict[str, Any]] | None]
    | ReturnValue[ReturnTypes] | ReturnValue[None] |
    BaseModel | UUID | bool | float | datetime | str |
    Sequence[BaseModel | UUID | bool | int | float | datetime |
    str] | Mapping[str, BaseModel | UUID | bool | int | float |
    datetime | str] | None,
    api_version: int | None = None,
    **kwargs: str)

```

Decorator for subclasses of an endpoint to handle protocol methods

#### Parameters

- **method** – A subclass of method that defines the method
- **api\_version** – When specific this handler is only associated with a method of the specific api version. If the version is not defined, the handler is not associated with a rest endpoint.
- **kwargs** – Map arguments in the message from one name to another

## 6.4 Documentation writing

Inmanta uses Sphinx to generate documentation.

### 6.4.1 Inmanta code documentation

#### Modules

#### Python core

### 6.4.2 Sphinx tooling

The `inmanta-sphinx` package provides additional sphinx directives. The directives can render inmanta module documentation and configuration documentation.

#### Install inmanta sphinx extension

Install the inmanta sphinx extension by installing the `inmanta-sphinx` package from pypi. Adding the extensions to the extension list in `conf.py` enables the extensions. The names are ``sphinxcontrib.inmanta.config`` and ``sphinxcontrib.inmanta.dsl``.

This module also install the `sphinx-inmanta-api` script. This script can be used to generate an RST file with the full API documentation from a module. This script is used to generate for example the API docs included in the documentation on <https://docs.inmanta.com>

#### `sphinxcontrib.inmanta.config`

This extension loads all the defined configuration options in the Inmanta core and uses the embedded documentation to generate a config reference.

It adds the `show-options` directive and a number of config objects to sphinx. Use it like this to generate documentation:

```
.. show-options::  
  
    inmanta.server.config  
    inmanta.agent.config
```

#### `sphinxcontrib.inmanta.dsl`

This extension adds objects and directives to add documentation for Inmanta dsl objects such as entities, relations, ...

RST files can reference to inmanta configuration code with ``:inmanta:entity:`std::File```. This renders to `std::File`

## sphinx-inmanta-api

This script generates an RST file that provides the API documentation of a module. The documentation is generated by compiling an empty project with this module included. The generator then uses the compiler representation to emit RST code, using the directives from the `inmanta.dsl` domain extension. This script has the following options:

- `--module_repo`` A local directory that function as the repo where all modules are stored that are required to generate the API documentation.
- `--module`` The name of the module to generate api docs for.
- `-m`` or `--extra-modules`` An optional argument that can be provided multiple times. This is a list of modules that should be loaded as well when the API docs are generated. This might be required when other modules also provided implementations that have to be listed.
- `--source_repo`` The repo where the upstream source is located. This is used to include a url in the documentation.
- `-f`` or `--file`` The file to save the generated documentation in.

## 6.5 Exceptions

For more details about Compiler Exceptions, see *Compiler exceptions*

### 6.5.1 HTTP Exceptions

HTTP Exceptions are raised when a server request can't be completed successfully. Each exception specifies what the HTTP status code of the response should be. By using the correct exception type (and a descriptive error message) the clients can get more information about what went wrong.

```
class inmanta.protocol.exceptions.BaseHttpException(status_code: int = 500, message: str | None
                                                    = None, details: dict[str, Any] | None =
                                                    None)
```

Bases: `HTTPError`

A base exception for errors in the server.

Classes which extend from the `BaseHttpException` class cannot have mandatory arguments in their constructor. This is required to determine the `status_code` of the exception in `inmanta.protocol.common.MethodProperties._get_http_status_code_for_exception()`

```
class inmanta.protocol.exceptions.Forbidden(message: str | None = None, details: dict[str, Any] |
                                             None = None)
```

Bases: `BaseHttpException`

An exception raised when access is denied (403)

```
class inmanta.protocol.exceptions.UnauthorizedException(message: str | None = None, details:
                                                         dict[str, Any] | None = None)
```

Bases: `BaseHttpException`

An exception raised when access to this resource is unauthorized

```
class inmanta.protocol.exceptions.BadRequest(message: str | None = None, details: dict[str, Any] |
                                               None = None)
```

Bases: `BaseHttpException`

This exception is raised for a malformed request

```
class inmanta.protocol.exceptions.NotFound(message: str | None = None, details: dict[str, Any] |
                                          None = None)
```

Bases: [BaseHttpException](#)

This exception is used to indicate that a request or reference resource was not found.

```
class inmanta.protocol.exceptions.Conflict(message: str | None = None, details: dict[str, Any] |
                                           None = None)
```

Bases: [BaseHttpException](#)

This exception is used to indicate that a request conflicts with the current state of the resource.

```
class inmanta.protocol.exceptions.ServerError(message: str | None = None, details: dict[str, Any] |
                                              None = None)
```

Bases: [BaseHttpException](#)

An unexpected error occurred in the server

```
class inmanta.protocol.exceptions.ShutdownInProgress(message: str | None = None, details:
                                                    dict[str, Any] | None = None)
```

Bases: [BaseHttpException](#)

This request can not be fulfilled because the server is going down

## 6.5.2 Database Schema Related Exceptions

For more details, see [Database Schema Management](#)

```
class inmanta.data.schema.TableNotFound
```

Bases: [Exception](#)

Raised when a table is not found in the database

```
class inmanta.data.schema.ColumnNotFound
```

Bases: [Exception](#)

Raised when a column is not found in the database

## 6.6 Features

A default Inmanta install comes with all features enabled by default. `config.feature-file` points to a yaml file that enables or disables features. The format of this file is:

```
slices:
  slice_name:
    feature_name: bool
```

## 6.7 Model Export Format

1. top level is a dict with one entry for each instance in the model
2. the key in this dict is the object reference handle
3. the value is the serialized instance
4. the serialized instance is a dict with three fields: type, attributes and relation.
5. type is the fully qualified name of the type
6. attributes is a dict, with as keys the names of the attributes and as values a dict with one entry.

7. An attribute can have one or more of tree keys: unknowns, nones and values. The “values” entry has as value a list with the attribute values.

If any of the values is Unknown or None, it is removed from the values array and the index at which it was removed is recorded in respective the unknowns or nones value

8. relations is like attributes, but the list of values contains the reference handles to which this relations points

Basic structure as pseudo jinja template

```
{
  {% for instance in instances %}
  '{{instance.handle}}':{
    "type":"{{instance.type.fqn}}",
    "attributes":[
      {% for attribute in instance.attributes %}
      "{{attribute.name}}": [ {{ attribute.values | join(",") }} ]
      {% endfor %}
    ]
    "relations" : [
      {% for relation in instance.relations %}
      "{{relation.name}}": [
        {% for value in relation.values %}
        {{value.handle}}
        {% endfor %}
      ]
      {% endfor %}
    ]
  }
  {% endif %}
}
```

## 6.8 Type Export Format

```
class inmanta.model.Attribute(mytype: str, nullable: bool, multi: bool, comment: str, location:
                             Location)
```

Attribute defined on an entity

### Parameters

- **mytype** (*str*) – fully qualified name of the type of this attribute
- **nullable** (*bool*) – can this attribute be null
- **multi** (*bool*) – is this attribute a list
- **comment** (*str*) – docstring for this attribute
- **location** (*inmanta.model.Location*) – source location where this attribute is defined

**to\_dict()** → dict[str, Any]

Convert to serialized form:

```
{
  "type": self.type,
  "multi": self.multi,
  "nullable": self.nullable,
  "comment": self.comment,
  "location": self.location.to_dict()
}
```

**class** `inmanta.model.DirectValue`(*value*: `Value`)

A primitive value, directly represented in the serialized form.

**Parameters**

**value** – the value itself, as string or number

`to_dict()` → `dict[str, Any]`

Convert to serialized form:

```
{"value": self.value}
```

**class** `inmanta.model.Entity`(*parents*: `list[str]`, *attributes*: `dict[str, Attribute]`, *relations*: `dict[str, Relation]`, *location*: `Location`)

An entity type

**Parameters**

- **parents** (`List[str]`) – parent types
- **Attribute** (`Dict[str, )`) – all attributes declared on this entity directly, by name
- **Relation** (`Dict[str, )`) – all relations declared on this entity directly, by name
- **location** (`inmanta.model.Location`) – source location this entity was defined at

`to_dict()` → `dict[str, Any]`

Convert to serialized form:

```
{
  "parents": self.parents,
  "attributes": {n: a.to_dict() for n, a in self.attributes.items()},
  "relations": {n: r.to_dict() for n, r in self.relations.items()},
  "location": self.location.to_dict(),
}
```

**class** `inmanta.model.Location`(*file*: `str`, *lnr*: `int`)

Position in the source

**Parameters**

- **file** (`str`) – source file name
- **lnr** (`int`) – line in the source file

`to_dict()` → `dict[str, Any]`

Convert to serialized form:

```
{
  "file": self.file,
  "lnr": self.lnr
}
```

**class** `inmanta.model.ReferenceValue`(*reference*)

A reference to an instance of an entity.

**Parameters**

**reference** (`str`) – the handle for the entity this value refers to

`to_dict()` → `dict[str, Any]`

Convert to serialized form:

```
{"reference": self.reference}
```



```
class inmanta.model.Relation(mytype: str, multi: tuple[int, int | None], reverse: str, comment: str,
                             location: Location, source_annotations: list[Value], target_annotations:
                             list[Value])
```

A relation between two entities.

#### Parameters

- **mytype** (*str*) – the type this relation refers to
- **multi** (*Tuple[int, int]*) – the multiplicity of this relation in the form (lower,upper), -1 for unbounded
- **reverse** (*str*) – the fully qualified name of the inverse relation
- **location** (*inmanta.model.Location*) – source location this relation was defined at
- **source\_annotations** (*List[Value]*) – annotations on this relation on the source side
- **target\_annotations** (*List[Value]*) – annotations on this relation on the target side

**to\_dict()** → dict[str, Any]

Convert to serialized form:

```
{
  "type": self.type,
  "multi": [self.multi[0], self.multi[1]],
  "reverse": self.reverse,
  "comment": self.comment,
  "location": self.location.to_dict(),
  "source_annotations": [x.to_dict() for x in self.source_annotations],
  "target_annotations": [x.to_dict() for x in self.target_annotations]
}
```

```
class inmanta.model.Value
```

A value reference from a type either *DirectValue* or *ReferenceValue*

## 6.9 Platform Developers Guide

### 6.9.1 Dependencies

All dependencies in this project need to be pinned to specific version. These versions are pinned in requirements.txt. This file can be used to install all dependencies at once or use it as a constraint file for tox or pip install. requirements.txt contains all dependencies for the core platform, for running tests and for generating documentation.

```
# Install inmanta from current checkout
pip install -c requirements.txt .
```

<https://dependabot.com> monitors each dependency for updates and security issues. The inmanta development policy is to track the latest version of all dependencies.

## 6.9.2 Versioning

A release gets its version based on the current year and an index for the release. The release schedule targets a release every two months but this tends to slip. The latest stable release (e.g. 2017.1) gets backported bugfixes, these release get a micro version number (e.g. 2017.1.4). All versions get a tag in the git repo prefixed with v (e.g. v2017.1). Supported versions are available in a branch under stable/ for backports and bugfixes (e.g. stable/v2017.1).

Development is done in the master branch. The version of the master branch is set to the next release version, but tagged with dev. This is configured in setup.cfg with the tag\_build setting. The CI/build server can generate snapshots. Snapshots also need to have the dev tag (for correct version comparison) appended with the current date in +%Y%m%d%H%M format.

```
# Tag the code and build a source dist
python setup.py egg_info -b "dev$(date +%Y%m%d%H%M)" sdist
```

## 6.9.3 Running tests

Inmanta unit tests are executed with pytest. In tests/conftest.py provides numerous fixtures for tests. Use python functions for new tests. If setup and teardown is required, use fixtures instead of class based tests. Currently a number of tests are still class based and are in progress of being ported to function based tests.

To make sure the tests run with correct dependencies installed, use tox as a testrunner. This is as simple as installing tox and executing tox in the inmanta repo. This will first run unit tests and validate code guideliness as well.

## ADMINISTRATOR DOCUMENTATION

### 7.1 Operational Procedures

This document describes the best practices for various operational procedures.

---

**Note:** issue templates for all procedures are available at the bottom of this page

---

#### 7.1.1 Project Release for Production

This process describes the steps to prepare an inmanta project for production release.

For small projects relying exclusively on public modules and Python dependencies, the default pip config, which pulls packages from `https://pypi.org/` can be used. If the project requires private packages, then, for security reasons, the default pip config, which pulls packages from `https://pypi.org/` should not be used and all packages should be hosted in an internal, curated python repository (like nexus or devpi). See [PEP 708](#) for more information. See the *Configure pip index* section for more information on how to set the project's pip configuration.

##### Context

- The project development and testing is complete
- All modules have been properly released (See *Releasing and distributing modules* for the procedure).
- The project is in a git repo, with a specific branch dedicated to production releases
- The project is checked out on disk.
- All modules are checked out on the correct, tagged commit.

##### Procedure

###### 1. Check modules install mode:

- For v1 modules (if any): ensure that `install_mode` in `project.yml` is set to `release`.
- For v2 modules (if any): ensure that `pip.pre` is not set in `project.yml`.

###### 2. Freeze all modules with:

```
inmanta -vv -X project freeze --recursive --operator "=="
```

This will cause the `project.yml` file to be updated with constraints that only allow this project to work with this exact set of module versions. This ensures that no unwanted updates can 'leak' into the production environment.

###### 3. Verify that all modules are frozen to the correct version.

Open `project.yml` and verify that all module versions are frozen to the expected versions

4. Commit this change.

```
git commit -a
```

5. Push to the release branch.

```
git push
```

## 7.1.2 Upgrade of service model on the orchestrator

This process describes how to safely take an existing project from one version to the next.

### Context

- The orchestrator has the project already deployed and running
- The project is released (as described above)

### Pre-Upgrade steps

1. Verify that environment safety settings are on (this should always be the case)
  - *protected\_environment = True*
2. Temporarily disable *auto\_deploy*
  - *auto\_deploy = False*
3. Click 'recompile' to verify that no new deploy would start.
  - A new version will appear but it will not start to deploy
4. Inspect the current state of the latest deployed version, verify no failures are happening and the deploy looks healthy
5. (Optional) Perform a dryrun. Wait for the dryrun to complete and take note of all changes detected by the dryrun. Ideally there should be none.

### Upgrade procedure

1. Click *Update project & recompile*
  - A new version will appear but it will not start to deploy
2. Click *Perform dry run* on the new version
  - The dryrun report will open
  - Wait for the dryrun to finish
  - Inspect any changes found by the dryrun, determine if they are expected. If unexpected things are present, go to the abort procedure.
3. If all is OK, click *deploy* to make the changes effective

## Post Upgrade procedure

1. Re-enable `auto_deploy`
  - `auto_deploy = True`

## Upgrade abort/revert

1. Delete the bad (latest) version
2. Push a revert commit onto the release branch (`git revert HEAD; git push`)
3. Go through the Upgrade procedure again to make this revert effective

### 7.1.3 Deployment of a new service model to the orchestrator

This process describes how to safely deploy a new model to the orchestrator.

#### Context

- The orchestrator has an environment set up for the project, but it has not been deployed yet.
- The project is released (as described above)

#### Procedure

1. Cross check all settings in the environment settings tab with the development team.
2. Verify that environment safety settings are on (should always be the case)
  - `protected_environment = True`
3. Temporarily disable `auto_deploy`
  - `auto_deploy = False`
4. Click 'recompile' to install the project.
  - A new version will appear but it will not start to deploy
  - This may take a while as the project has to be installed.
  - In case of problems, consult the Compile Reports
5. Verify that the resources in this first version are as expected.
6. Click deploy to make the changes effective
  - Keep a close eye on progress and problems that may arise.
  - In case of trouble, hit the emergency stop. Resuming after a stop is very easy and stopping gives you the time to investigate.
7. Verify that automation settings are on
  - `agent_trigger_method_on_auto_deploy = push_incremental_deploy`
  - `auto_deploy = true`
  - `push_on_auto_deploy = true`
  - `server_compile = true`
8. If this model uses LSM, perform initial tests of all services via the API.

### Extra careful deploy procedure

For models that are considered risky, it is possible to enable the model in a more gradual way. The general idea is to disengage all features on the orchestrator that make the agents perform unsupervised deployments. Then the agents can be activated by hand, one-by-one.

This procedure only works when all agents are autostarted by the server.

1. Take note of the following settings
  - *autostart\_agent\_deploy\_interval*
  - *autostart\_agent\_repair\_interval*
2. Disable spontaneous deployment
  - *autostart\_agent\_deploy\_interval = 0*
  - *autostart\_agent\_repair\_interval = 0*
  - *auto\_deploy = True*
  - *push\_on\_auto\_deploy = False*
3. Click 'recompile' to install the project.
  - A new version will appear
  - It will go to the deploying state
  - But no resources will be deployed
4. In the agent tab, click *deploy on agent* on the 'internal' agent. Press *force repair* in the dropdown menu.
  - All agents will come online
5. Perform a dryrun, to verify there are no undesirable effects.
6. Click *deploy on agent/force repair* on each agent. Verify results.
7. Ensure all environment setting are set correctly
  - *agent\_trigger\_method\_on\_auto\_deploy = push\_incremental\_deploy*
  - *auto\_deploy = true*
  - *push\_on\_auto\_deploy = true*
  - *server\_compile = true*
  - *autostart\_agent\_deploy\_interval*
  - *autostart\_agent\_repair\_interval*

### 7.1.4 Issue templates

For convenient inclusion in issue tickets, this section provides ready made markdown templates.

## Project Release for Production

```
* [ ] Verify in `project.yml` that `install_mode` is set to `release`.
* [ ] Freeze all modules with `inmanta -vv -X project freeze --recursive --operator
↪ "=="`
* [ ] Verify that all modules are frozen to the correct version
* [ ] Commit this change (`git commit -a`)
* [ ] Push to the release branch (`git push`)
```

## Upgrade of service model on the orchestrator

```
* Pre-Upgrade steps:

1. Verify that environment safety settings are on (this should always be the case)
   * [ ] `protected_environment = True`

2. Temporarily disable auto_deploy
   * [ ] `auto_deploy = False`

3. [ ] Click 'recompile' to verify that no new deploy would start.
   * A new version will appear but it will not start to deploy

4. [ ] Inspect the current state of the latest active version, verify no failures are
↪ happening and the deploy looks healthy
5. [ ] (Optional) Perform a dryrun. Wait for the dryrun to complete and take note of
↪ all changes detected by the dryrun. Ideally there should be none.

* Upgrade procedure

1. [ ] Click `Update and recompile`
   * A new version will appear but it will not start to deploy

2. [ ] Click dryrun on the new version
   * The dryrun report will open
   * Wait for the dryrun to finish
   * [ ] Inspect any changes found by the dryrun, determine if they are expected. If
↪ unexpected things are present, go to the abort procedure.
3. [ ] If all is OK, click deploy to make the changes effective

* Post Upgrade procedure

1. Re-enable auto_deploy
   * [ ] `auto_deploy = True`

* Upgrade abort/revert

1. [ ] Delete the bad (latest) version
2. [ ] Push a revert commit onto the release branch (`git commit revert HEAD; git
↪ push`)
3. [ ] Click `Update and recompile`
```

(continues on next page)

(continued from previous page)

- \* A new version will appear but it will not start to deploy
4. [ ] Click dryrun on the new version
- \* The dryrun report will open
  - \* Wait for the dryrun to finish
  - \* [ ] Inspect any changes found by the dryrun, this should be identical to the `dryrun` before the upgrade. If this is not the case, hit the emergency stop button and contact support.

## 7.2 Diagnosing problems

When an unexpected problem arises with an inmanta environment, you might want to work directly on the environment on the orchestrator host to diagnose it. The `inmanta-workon` command, installed by the RPM, provides that functionality. `inmanta-workon myenvironment` puts you in the environment's project directory and activates its Python venv. If you don't know the name of the environment by heart, `inmanta-workon --list` gives an overview of all environments on the server.

For more details, see `inmanta-workon --help`.

---

**Note:** If you didn't install inmanta from RPM, you can manually source the `inmanta-workon-register.sh` script to get access to the `inmanta-workon` command. You can find the script in the `misc` directory in the `inmanta-core` git repository.

---

## 7.3 Configuration

### 7.3.1 Inmanta server and Inmanta agent

The Inmanta server and the Inmanta agent, started via `systemd`, will read their configuration from the following locations:

1. `/etc/inmanta/inmanta.cfg`
2. `/etc/inmanta/inmanta.d/*.cfg`
3. environment variables

The configuration options specified in the `/etc/inmanta/inmanta.d/` directory override the configuration options specified in `/etc/inmanta/inmanta.cfg`. If the directory `/etc/inmanta/inmanta.d/` contains two files with the same configuration option, the conflict is resolved using the alphabetical order of the filenames. Filenames which appear later in the alphabetical order override the configuration options from their predecessors in that order.

After having read the configuration files, inmanta will read environment variables. The environment variables overwrite any other types of configuration, if set. All settings can be set using environment variables with the following convention:

`INMANTA_{section.name}_{setting.name}`

Keep in mind that everything should be in ALL CAPS and that any dashes in the setting names must be replaced by underscores.



## 7.3.2 Inmanta CLI tool

The `inmanta` CLI tool reads its configuration at the following locations:

1. `/etc/inmanta/inmanta.cfg`
2. `/etc/inmanta/inmanta.d/*.cfg` (override using the `--config-dir` option)
3. `~/.inmanta.cfg`
4. `.inmanta`
5. `.inmanta.cfg`
6. The config file specified on the CLI using the `-c` options
7. Environment variables

The `inmanta` CLI tool searches for the `.inmanta` and `.inmanta.cfg` files in the directory where the CLI command is executed.

Configuration files which are ranked lower in the above-mentioned list override the configuration options specified by their predecessors. If the directory `/etc/inmanta/inmanta.d/` contains two files with the same configuration option, the conflict is resolved using the alphabetical order of the filenames. Filenames which appear later in the alphabetical order override the configuration options from their predecessors in that order.

The number 2 (`/etc/inmanta/inmanta.d/*.cfg`) in the above-mentioned list can be overridden using the `--config-dir` option of the `inmanta` command. More information about these options can be found in the [inmanta command reference](#)

## 7.4 HA setup

This page describes how to deploy an Inmanta server in a HA setup and how to perform a failover when required.

---

**Note:** This guide assumes the default PostgreSQL included with RHEL is installed. It probably also works with the version from the postgres project, however the paths to the data directory and the name of the service will contain the installed version.

---

### 7.4.1 Setup a HA PostgreSQL cluster

The Inmanta server stores its state in a PostgreSQL database. As such, the PostgreSQL database should be deployed in a high available setup, to ensure the durability of the state of the Inmanta Orchestrator. This page describes how to setup a two node PostgreSQL cluster, consisting of a master node and a warm standby. The master node performs synchronous replication to the standby node. When the master node fails, the standby can be promoted to the new master node by performing a manual action.

This setup has a number of properties:

- It ensure durability by only returning operations like API calls when both database instances has confirmed that the changes have been stored on disk.
- It is possible to use a tool such as `pgpool` to loadbalance read-only database queries to the standby node. However, this is out of scope of this manual.
- It does not provide any additional availability, it even slightly reduces it: both database servers need to be up and responsive to process write queries. If the standby node is down, the master node will block on any write query. Read queries continue to be served until the database pool is exhausted.

For almost all types of deployments it provides a good trade-off between setup and operational complexity and the availability and durability guarantees. If both durability and higher availability are required, a setup with at least 3 databases is required. This is out of scope for this documentation. Please contact support for assistance on this topic.

## Prerequisites

- **Master node:** The master node has been setup according to [step 2](#) and [step 3](#) of the Inmanta installation documentation.
- **Standby node:** The standby node should only have a PostgreSQL installation, so only [step 2](#) of the Inmanta installation documentation should be executed.

## Configure the master node

Login on the master node and perform the following changes in the `/var/lib/pgsql/data/postgresql.conf` file:

```
# Adjust the listen address as such that the standby node
# can connect to the master node.
listen_addresses = '*'

# Increase the wal_level to the required level for data replication
wal_level = replica

# Only report success to the client when the transaction has been
# flushed to permanent storage
synchronous_commit = on

# Force synchronous replication to the standby node. The application_name
# uniquely identifies the standby instance and can be freely chosen as long
# as it only consists of printable ASCII characters.
synchronous_standby_names = 'inmanta'

# Make sure that no queries can be executed on the standby
# node while it is in recovery mode.
hot_standby = off
```

Execute the commands mentioned below on the master node. These commands do two thing:

- They create a replication user with replication and login privileges. The standby node will use this user to connect to the master node.
- They create a new replication slot, named `replication`. This replication slot will make sure that sufficient data is retained on the master node to synchronize the standby node with the master node.

```
$ sudo su - postgres -c 'psql'
$ CREATE USER replication WITH REPLICATION LOGIN PASSWORD '<password-replication-user>
→';
$ SELECT * FROM pg_create_physical_replication_slot('replication');
$ \q
```

Add the lines mentioned below to the `/var/lib/pgsql/data/pg_hba.conf` file. This will make sure that the replication user can be used to setup a replication connection from the standby node to the master. Since, the standby node can become the master node, both hosts should be add to the file.

```
host    replication    replication    <ip-master-node>/32    md5
host    replication    replication    <ip-standby-node>/32    md5
```

Restart the `postgresql` service to activate the configuration changes.

```
$ sudo systemctl restart postgresql
```

## Configure the standby node

The standby gets configured by creating a backup of the master node and restoring it on the standby node. The commands mentioned below create a backup in the `/tmp/backup` directory. This command will prompt for the password of the replication user. By setting the `-R` option, a `standby.signal` and a `postgresql.auto.conf` file will be added to the backup. The presence of the former will make the PostgreSQL server start as a standby. The latter contains replication-specific configuration settings. Those will be processed after the `postgresql.conf` file is processed.

```
$ sudo su - postgres -c 'pg_basebackup -h <ip-master-node> -U replication -X stream -
↳R -D /tmp/backup -S replication -W'
```

On the standby node, clear the content of the `/var/lib/pgsql/data` directory and replace it with the content of the backup created on the master node. The `postgresql.auto.conf` file needs to be adjusted as such that it has the `application_name` parameter in the `primary_conninfo` setting. This `application_name` should match the name configured in the `synchronous_standby_names` setting of the `postgresql.conf` file of the master node.

```
primary_conninfo = 'user=replication password=<password> channel_binding=prefer host=
↳<password> port=5432 sslmode=prefer sslcompression=0 ssl_min_protocol_version=TLSv1.
↳2 gssencmode=prefer krbsrvname=postgres target_session_attrs=any application_
↳name=inmanta'
primary_slot_name = 'replication'
```

Comment out, the `synchronous_standby_names` setting in the `postgresql.conf` file of the standby node. This will ensure that the standby node acts fully independently when it is promoted to a master node. Finally, start and enable the PostgreSQL service on the standby node.

```
$ sudo systemctl start postgresql
$ sudo systemctl enable postgresql
```

## Monitoring

This setup requires both database to be up to be up and functional. It is highly recommended to monitor this the availability of the database and the replication status. For most monitoring systems (such as nagios/icinga or prometheus/alertmanager) there are plugins available to do this in an efficient manner.

### 7.4.2 Failover PostgreSQL

This section describes the action required to recover from a failed PostgreSQL master node.

#### Promote a standby node to the new master node

When the master node fails, the standby node can be promoted to become the new master node. After this failover, the new master will acts as a fully independent instance, i.e. no replication will happen to a standby instance.

Execute the following command on the standby instance to promote it to a new master node:

```
$ sudo su - postgres -c 'pg_ctl promote -D /var/lib/pgsql/data/'
```

This command will remove the `standby.signal` file. It's also recommended to cleanup the `postgresql.auto.conf` file by executing the following commands:

```
$ sudo rm -f /var/lib/pgsql/data/postgresql.auto.conf
$ sudo systemctl reload postgresql
```

The old master node can be reconfigured to become the new standby node, by executing the step described in the next section.

### Add a standby node to a newly promoted master node

This section explains how a standby can be add to a master node, which was created from a promoted standby node.

First, add a replication slot on the new master node by executing following commands:

```
$ sudo su - postgres -c 'psql'  
$ SELECT * FROM pg_create_physical_replication_slot('replication');  
$ \q
```

Then, configure the new standby instance by following the step mentioned in *Configure the standby node*. When the standby is up, the master node perform asynchronous replication to the standby node. The master node needs to be reconfigured to perform synchronous replication. This is done by adding the line mentioned below the `postgresql.conf` file of the master node. The `application_name` has to match the `application_name` set in the `postgresql.auto.conf` file of the standby node.

```
synchronous_standby_names = 'inmanta'
```

Finally, reload the configuration of the master node using the following command:

```
$ sudo systemctl reload postgresql
```

## 7.4.3 Failover an Inmanta server

This section describes different ways to failover an Inmanta server.

### Failover an Inmanta server to the warm standby PostgreSQL instance

This section describes how to failover an Inmanta server to a new PostgreSQL master node when the previous master node has failed.

First, stop the orchestrator by stopping the `inmanta-server` service.

```
$ sudo systemctl stop inmanta-server
```

Promote the standby node to a master node by following the procedure mentioned in Section *Promote a standby node to the new master node*. When the promotion is finished, the Inmanta server can be reconfigured to start using the new master node. Do this by adjusting `database.host` setting the `/etc/inmanta/inmanta.d/database.cfg` file:

```
[database]  
host=<ip-address-new-master-node>  
name=inmanta  
username=inmanta  
password=<password>
```

Now, start the Inmanta orchestrator again:

```
$ sudo systemctl start inmanta-server
```

## Start a new orchestrator on warm standby PostgreSQL instance

This section describes what should be done to recover when the Inmanta server and the PostgreSQL master node fail simultaneously. It is also possible to failover the Inmanta server when the PostgreSQL master node has not failed.

Before starting the failover process, it's important to ensure that the original Inmanta server is fully disabled. This is required to prevent the situation where two orchestrators are performing configuration changes on the same infrastructure simultaneously. Disabling the Inmanta orchestrator can be done by stopping the machine running the Inmanta server or disabling the `inmanta-server` service using the following commands:

```
$ sudo systemctl stop inmanta-server
$ sudo systemctl disable inmanta-server
```

*The following step should only be executed when the PostgreSQL master node has failed.*

Next, promote the standby PostgreSQL node to the new master node using the procedure in Section *Promote a standby node to the new master node*. When the (new) master node is up, a new Inmanta server can be installed according to the procedure mentioned in the *Install Inmanta* section. In the `/etc/inmanta/inmanta.d/database.cfg` configuration file, the `database.host` setting should contain the IP address of the new PostgreSQL master node.

When the Inmanta server is up and running, a recompile should be done for each existing configuration model.

## 7.5 Setting up SSL and authentication

This guide explains how to enable ssl and setup authentication.

### 7.5.1 SSL

This section explains how to setup SSL. SSL is not strictly required for authentication but it is highly recommended. Inmanta uses bearer tokens to authorize users and services. These tokens should be kept private and are visible in plain-text in the request headers without SSL.

#### SSL: server side

Setting a private key and a public key in the server configuration enables SSL on the server. The two options to set are `server.ssl-cert-file` and `server.ssl-key-file`.

For the autostarted agents and compiler to work, either add the CA cert to the trusted certificates of the system or set `server.ssl-ca-cert-file` to the truststore.

```
[server]
# The ssl certificate used by the server
ssl_cert_file=/etc/inmanta/server.crt
# The private key used by the server, associated with the certificate
ssl_key_file=/etc/inmanta/server.key.open

# The certificate chain that the compiler and agents should use to validate the
↪server certificate
ssl_ca_cert_file=/etc/inmanta/server.chain
# The address at which the compiler and agent should connect
# Must correspond to hostname the ssl certificate is bound to
server_address=localhost
```

## SSL: agents and compiler

When using SSL, all remote components connecting to the server need to have SSL enabled as well.

For each of the transport configurations (compiler, agent, rpc client, ...) `ssl` has to be enabled: `agent_rest_transport`, `cmdline_rest_transport` and `compiler_rest_transport`.

The client needs to trust the SSL certificate of the server. When a self-signed SSL cert is used on the server, either add the CA cert to the trusted certificates of the system running the agent or configure the `ssl-ca-cert-file` option in the transport configuration.

For example for an agent this is `agent_rest_transport.ssl` and `agent_rest_transport.ssl-ca-cert-file`

Autostarted agents and compiles on the server also use SSL to communicate with the server. This requires either for the server SSL certificate to be trusted by the OS or by setting `server.ssl-ca-cert-file`. The server will use this value to set `compiler_rest_transport.ssl-ca-cert-file` and `server.ssl-ca-cert-file` for the compiler and the agents.

## 7.5.2 Authentication

Inmanta authentication uses JSON Web Tokens for authentication (bearer token). Inmanta issues tokens for service to service interaction (agent to server, compiler to server, cli to server and 3rd party API interactions). For user interaction through the web-console Inmanta can rely on its built-in authentication provider or on a 3rd party auth broker. Currently the web-console only supports Keycloak as 3rd party auth broker.

Inmanta expects a token of which it can validate the signature. Inmanta can verify both symmetric signatures with HS256 and asymmetric signatures with RSA (RS256). Tokens it signs itself for other processes are always signed using HS256. There are no key distribution issues because the server is both the signing and the validating party.

The server also provides limited authorization by checking for inmanta specific claims inside the token. All inmanta claims are prefixed with `urn:inmanta:.`. These claims are:

- `urn:inmanta:ct` A *required* comma delimited list of client types for which this client is authenticated. Each API call has one or more allowed client types. The list of valid client types (ct) are:
  - agent
  - compiler
  - api (cli, web-console, 3rd party service)
- `urn:inmanta:env` An *optional* claim. When this claim is present the token is scoped to this inmanta environment. All tokens that the server generates for agents and compilers have this claim present to limit their access to the environment they belong to.

### Setup server auth

The server requests authentication for all API calls when `server.auth` is set to true. When authentication is enabled all other components require a valid token.

**Warning:** When multiple servers are used in a HA setup, each server requires the same configuration (SSL enabled and private keys).

In the server configuration multiple token providers (issuers) can be configured (See *JWT auth configuration*). Inmanta requires at least one issuer with the HS256 algorithm. The server uses this to sign tokens it issues itself. This provider is indicated with `sign` set to true. Inmanta issues tokens for compilers the servers runs itself and for autostarted agents.

Compilers, cli and agents that are not started by the server itself, require a token in their transport configuration. This token is configured with the `token` option in the groups `agent_rest_transport`, `cmdline_rest_transport` and `compiler_rest_transport`.

A token can be retrieved either with `inmanta-cli token create` or via the web-console using the `tokens` tab on the settings page.

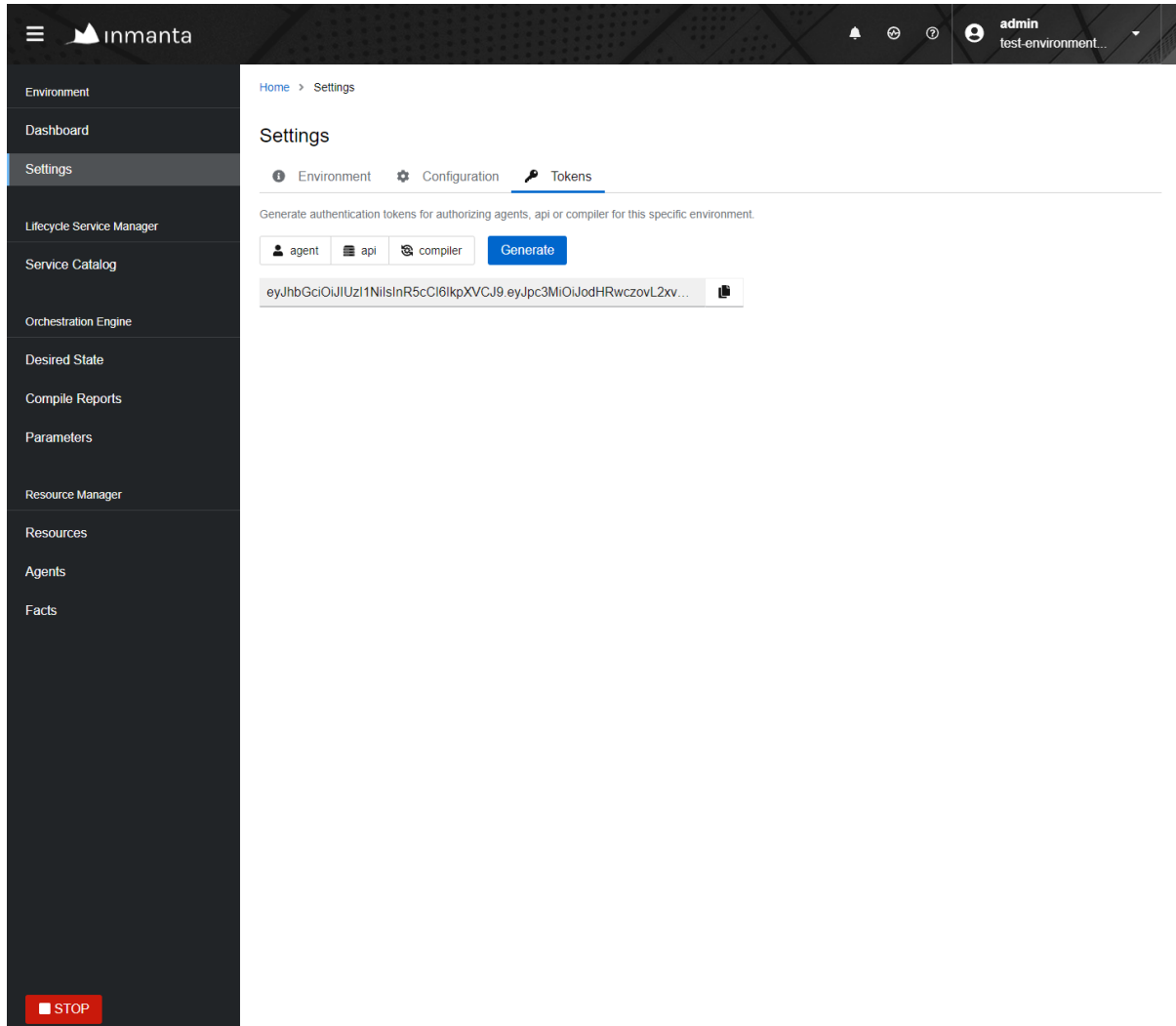


Fig. 1: Generating a new token in the web-console.

Setup the built-in authentication provider of the Inmanta server (See *Built-in authentication provider*) or configure an external issuer (See *External authentication providers*) for web-console access to bootstrap access to the create token api call. When no external issuer is available and web-console access is not required, the `inmanta-cli token bootstrap` command can be used to create a token that has access to everything. However, it expires after 3600s for security reasons.

For this command to function, it requires the issuers configuration with `sign=true` to be available for the cli command.

## JWT auth configuration

The server searches for configuration sections that start with `auth_jwt_`, after the last `_` an id has to be present. This section expects the following keys:

- `algorithm`: The algorithm used for this key. Only HS256 and RS256 are supported.
- `sign`: Whether the server can use this key to sign JWT it issues. Only one section may have this set to true.
- `client_types`: The client types from the `urn:inmanta:ct` claim that can be validated and/or signed with this key.
- `key`: The secret key used by symmetric algorithms such as HS256. Generate the key with a secure prng with minimal length equal to the length of the HMAC (For HS256 == 256). The key should be a urlsafe base64 encoded bytestring without padding. (see below of a command to generate such a key)
- `expire`: The default expire for tokens issued with this key (when `sign = true`). Use 0 for tokens that do not expire.
- `issuer`: The url of the issuer that should match for tokens to be valid (also used to sign this). The default value is `https://localhost:8888/` This value is used to match `auth_jwt_*` sections configuration with JWT tokens. Make sure this is unique.
- `audience`: The audience for tokens, as per RFC this should match or the token is rejected.
- `jwtks_uri`: The uri to the public key information. This is required for algorithm RS256. The keys are loaded the first time a token needs to be verified after a server restart. There is not key refresh mechanism.
- `jwtks_request_timeout`: The timeout for the request to the `'jwtks_uri'`, in seconds. If not provided, the default value of 30 seconds will be used.

An example configuration is:

```
[auth_jwt_default]
algorithm=HS256
sign=true
client_types=agent,compiler
key=rID3kG40wGpajIsxnGDhat4UFcMkyFZQc1y3oKQTPRs
expire=0
issuer=https://localhost:8888/
audience=https://localhost:8888/
```

To generate a secure symmetric key and encode it correctly use the following command:

```
openssl rand 32 | python3 -c "import sys; import base64; print(base64.urlsafe_
↳ b64encode(sys.stdin.buffer.read()).decode().rstrip('='));"
```

## 7.5.3 Built-in authentication provider

The Inmanta server has a built-in authentication provider. This provider stores the authentication and authorization information into the PostgreSQL database. As such, there is no need to rely on a 3rd party auth broker. The sections below describe how to enable the built-in authentication provider and how to create the initial admin user. Additional users can then be created via the API or through the web console.



### Step 1: Enable authentication

Ensure that the `server.auth` configuration option is enabled and that the `server.auth-method` configuration option is set to `database`. This means that the `/etc/inmanta/inmanta.d/server.cfg` file should contain the following:

```
[server]
auth=true
auth-method=database
...
```

### Step 2: Generate the JWT configuration

Run the `/opt/inmanta/bin/inmanta-initial-user-setup` command on the orchestrator server. This command will output a generated JWT configuration if no JWT configuration is already in-place on the server.

```
$ /opt/inmanta/bin/inmanta-initial-user-setup
This command should be execute locally on the orchestrator you want to configure. Are_
↳you running this command locally? [y/N]: y
Server authentication:                enabled
Server authentication method:        database
Error: No signing config available in the configuration.
To use a new config, add the following to the configuration in /etc/inmanta/inmanta.d/
↳auth.cfg:

[auth_jwt_default]
algorithm=HS256
sign=true
client_types=agent,compiler,api
key=NyR2LtAsKSs7TuY0D8ZIqmMaLcICC3lf_ur4FG1LUcQ
expire=0
issuer=https://localhost:8888/
audience=https://localhost:8888/

Error: Make sure signing configuration is added to the config. See the documentation_
↳for details.
```

Verify whether the hostname, in the generated configuration section, is correct and put the configuration snippet in the location mentioned in the output of the command.

### Step 3: Create the initial user

Re-run the same command again to create the initial user. The password for this new user must be at least 8 characters long.

```
$ /opt/inmanta/bin/inmanta-initial-user-setup
This command should be execute locally on the orchestrator you want to configure. Are_
↳you running this command locally? [y/N]: y
Server authentication:                enabled
Server authentication method:        database
Authentication signing config:       found
Trying to connect to DB:              inmanta (localhost:5432)
Connection to database                success
What username do you want to use? [admin]:
What password do you want to use?:
```

(continues on next page)

(continued from previous page)

```
User admin:                               created
Make sure to (re)start the orchestrator to activate all changes.
```

#### Step 4: Restart the orchestrator

Now, restart the orchestrator to activate the new configuration.

```
$ sudo systemctl restart inmanta-server
```

After the restart of the orchestrator, authentication is enabled on all API endpoints. This also means that the web-console will ask for your credentials.

### 7.5.4 External authentication providers

Inmanta supports all external authentication providers that support JWT tokens with RS256 or HS256. These providers need to add a claims that indicate the allowed client type (`urn:inmanta:ct`). Currently, the web-console only has support for keycloak. However, each provider that can insert custom (private) claims should work. The web-console now relies on the `keycloak js` library to implement the OAuth2 implicit flow, required to obtain a JWT.

---

**Tip:** All patches to support additional providers such as Auth0 are welcome. Alternatively contact Inmanta NV for custom integration services.

---

#### Keycloak configuration

The web-console has out of the box support for authentication with [Keycloak](#). Install keycloak and create an initial login as described in the Keycloak documentation and login with admin credentials.

This guide was made based on Keycloak 20.0

If inmanta is configured to use SSL, the authentication provider should also use SSL. Otherwise, the web-console will not be able to fetch user information from the authentication provider.

#### Step 1: Optionally create a new realm

Create a new realm if you want to use keycloak for other purposes (it is an SSO solution) than Inmanta authentication. Another reason to create a new realm (or not) is that the master realm also provides the credentials to configure keycloak itself.

For example call the realm `inmanta`

#### Step 2: Add a new client to keycloak

Make sure the correct realm is active (the name is shown in the realm selection dropdown) to which you want to add a new client.

Go to clients and click create on the right hand side of the screen.

Provide an id for the client and make sure that the client protocol is `openid-connect` and click save.

After clicking save, keycloak opens the configuration of the client. Modify the client to allow implicit flows and add valid redirect URIs and valid post logout redirect URIs. As a best practice, also add the allowed web origins. See the screenshot below as an example.

Go to the client scopes in your Client details.

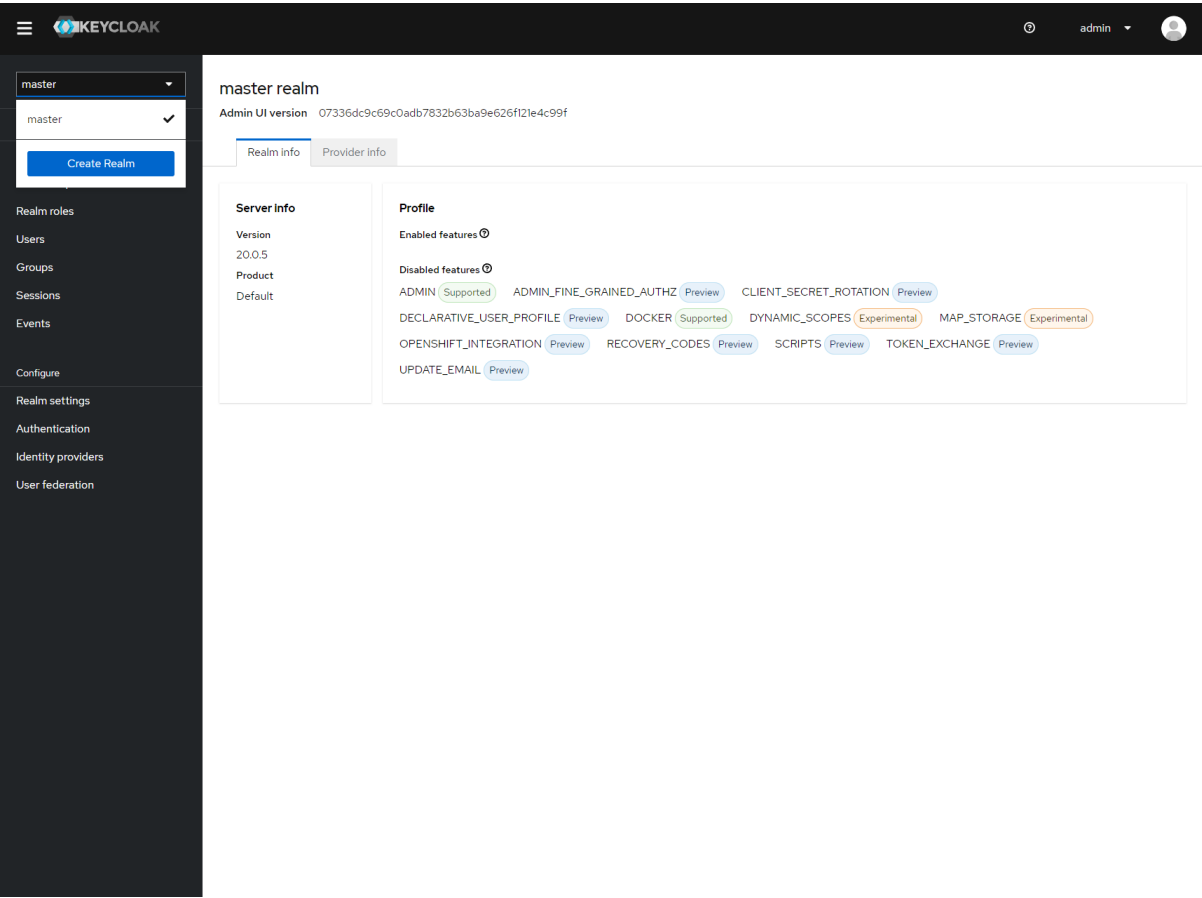


Fig. 2: Create a new realm

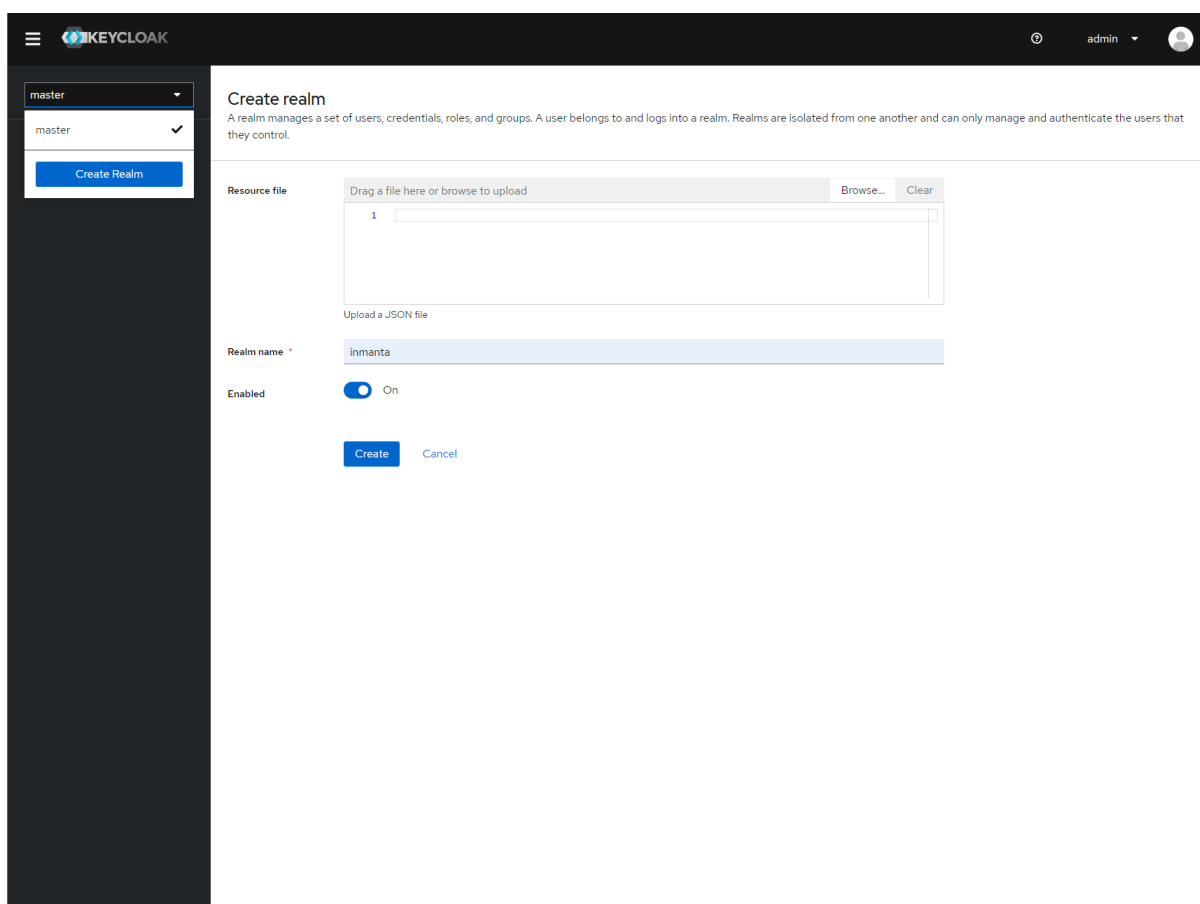


Fig. 3: Specify a name for the realm

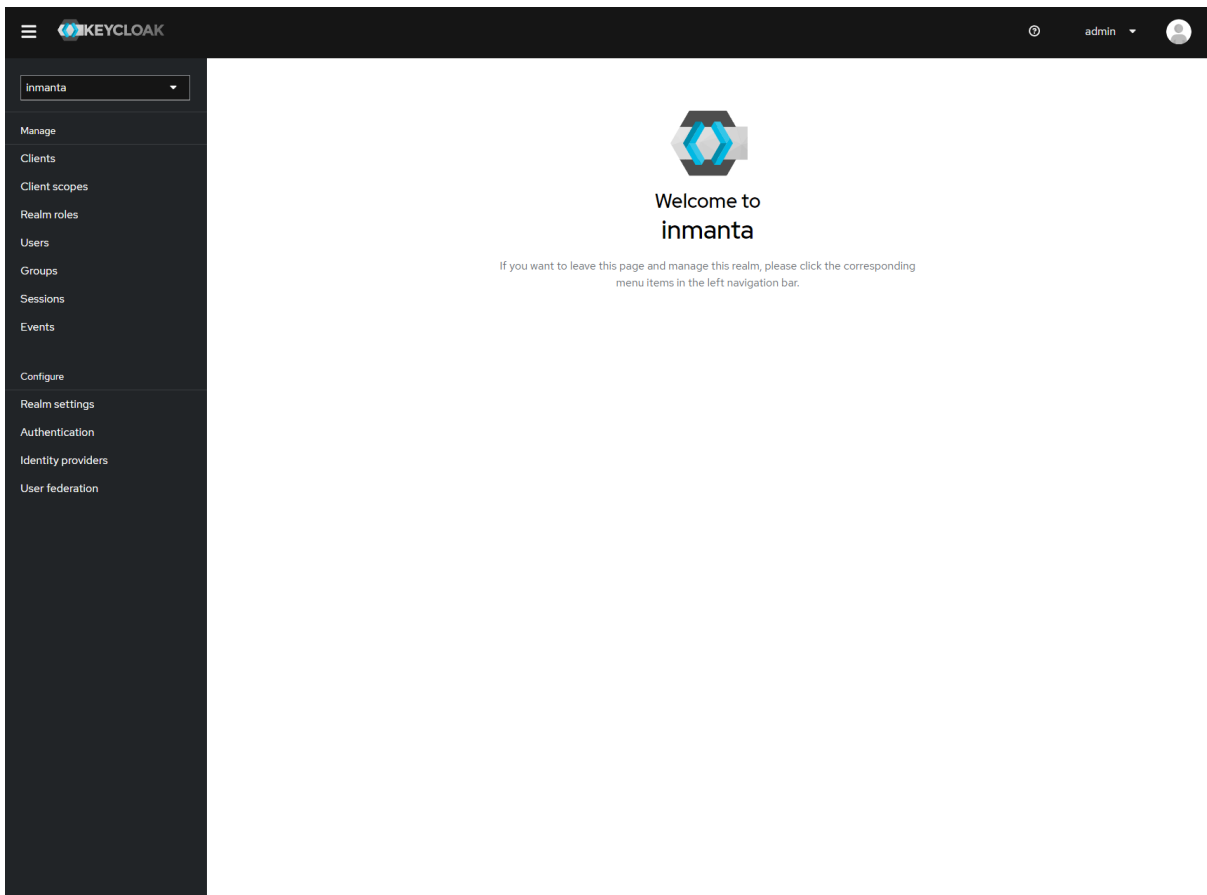


Fig. 4: The start page of your newly created realm.

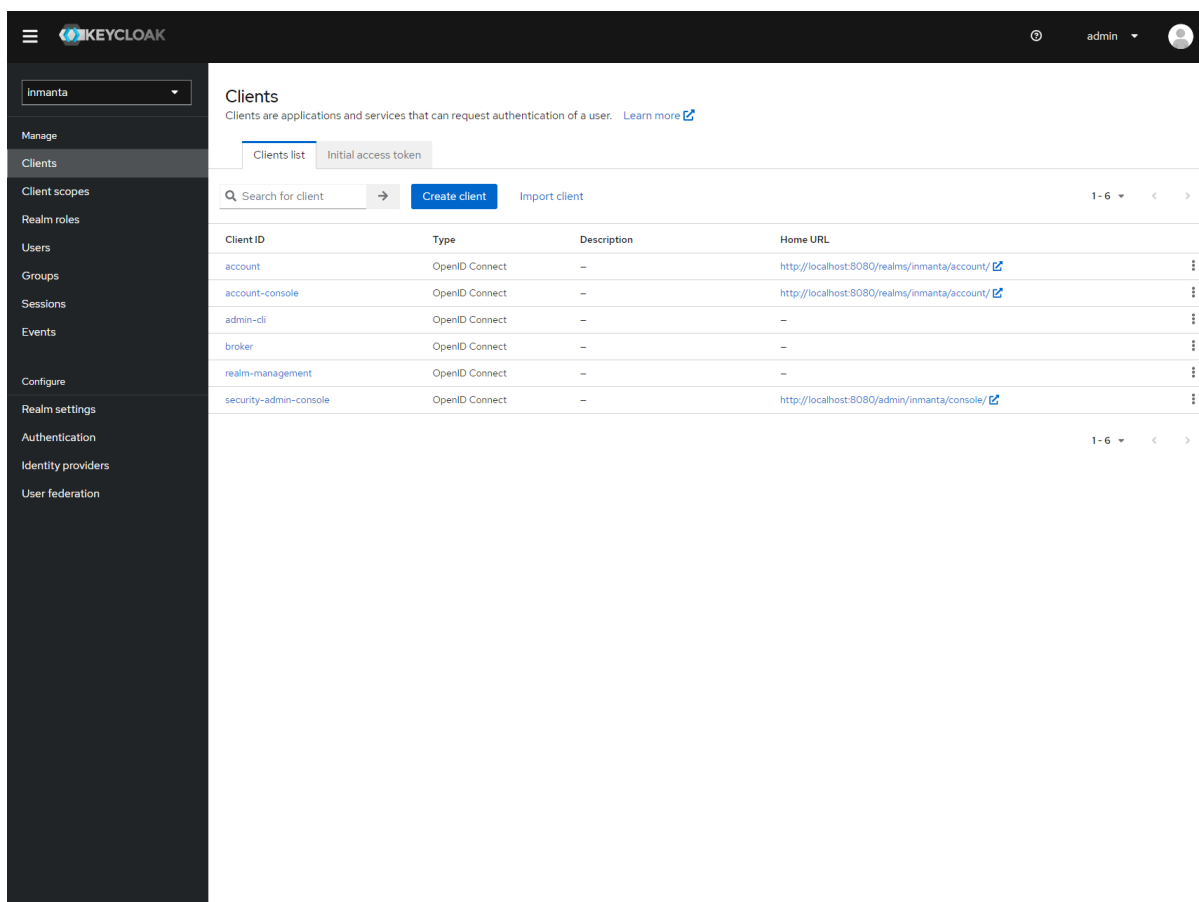


Fig. 5: Clients in the master realm. Click the create button to create an inmanta client.

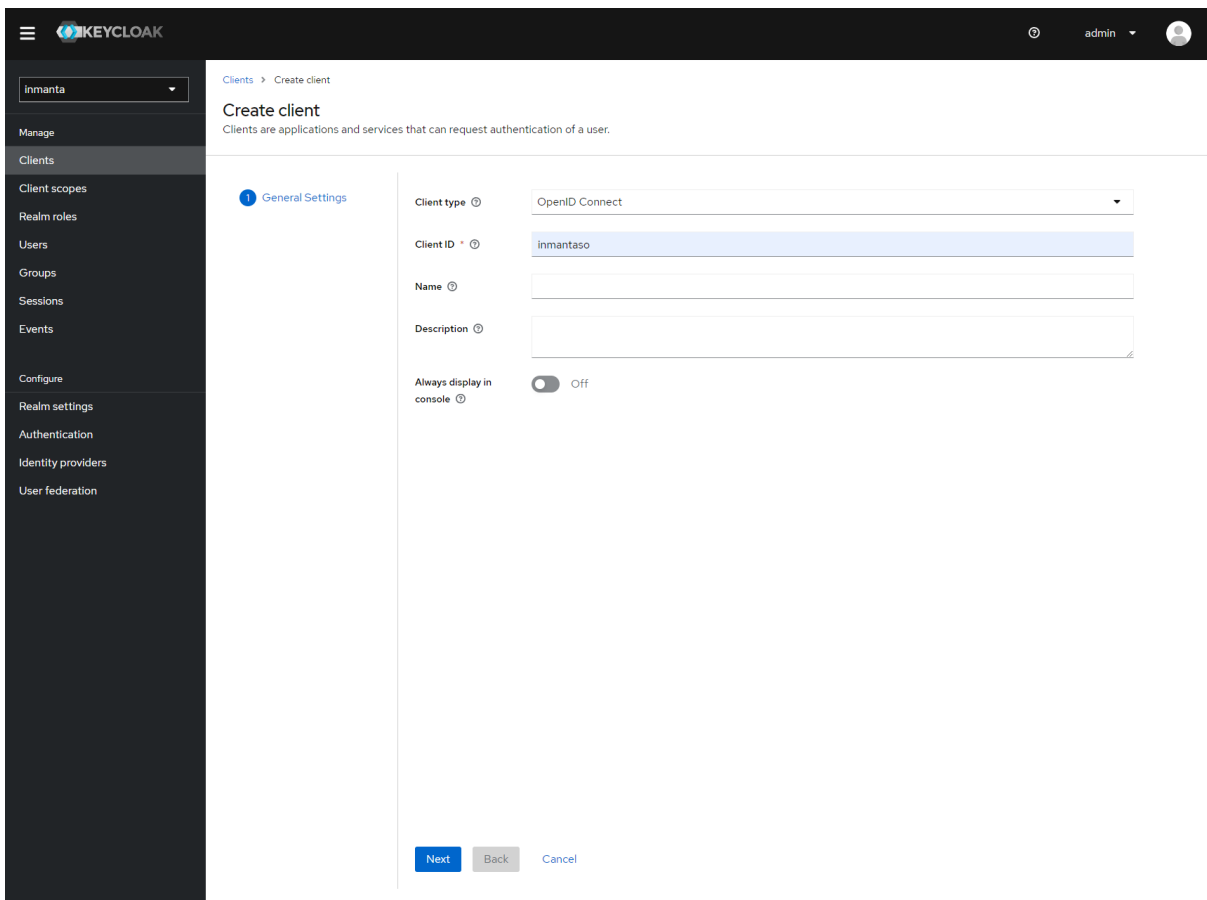
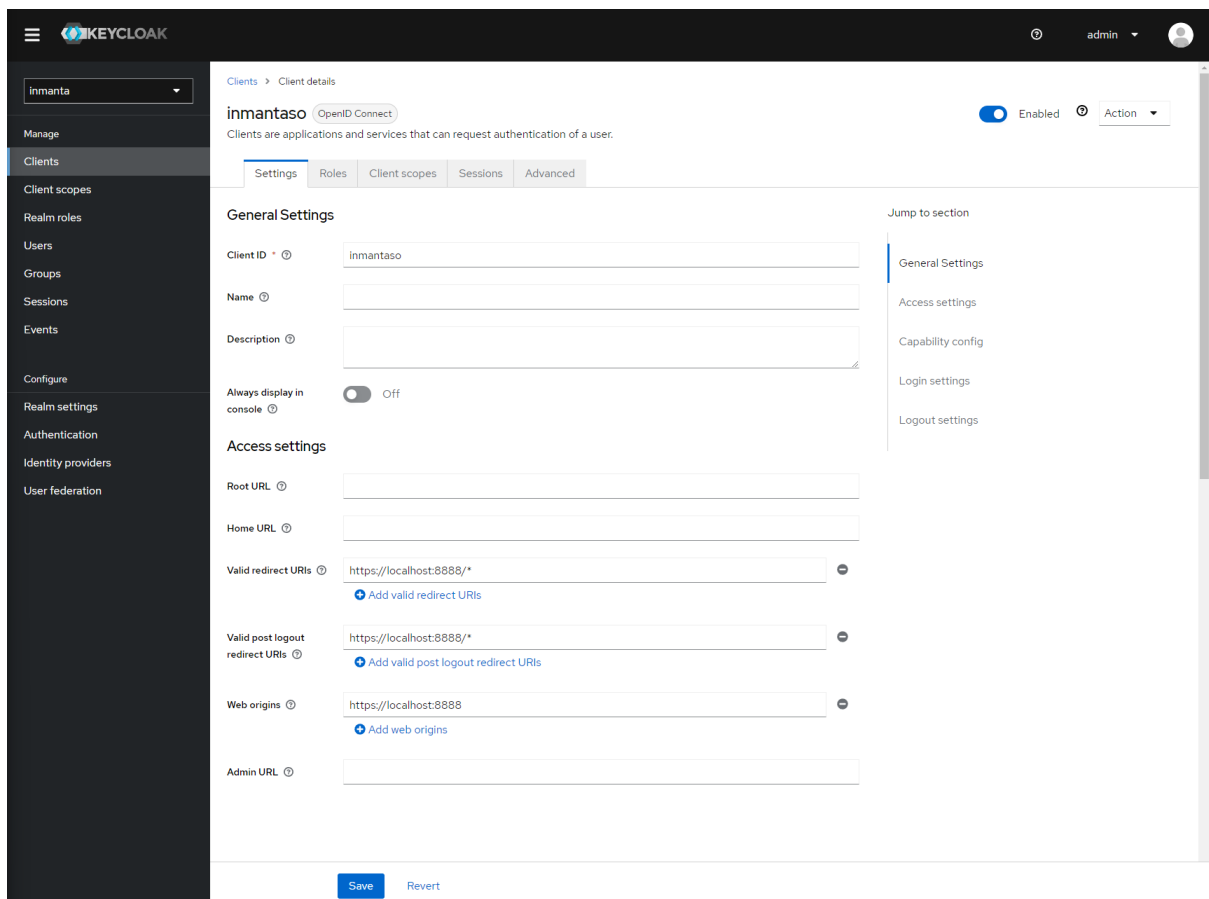


Fig. 6: Create client screen



Add a mapper to add custom claims to the issued tokens for the API client type. Click on adding a new mapper and select *By Configuration*.

Select hardcoded claim, enter `:urn:inmanta:ct` as claim name and `api` as claim value and string as type. It should only be added to the access token.

Add a second mapper to add `inmanta` to the audience (only required for Keycloak 4.6 and higher). Click *add* again as in the previous step.

Fill in the following values:

- Name: `inmanta-audience`
- Mapper type: `Audience`
- Included Client Audience: `inmanta`
- Add to access token: `on`

Click save.

### Step 3: Configure inmanta server

Select JSON format in the select box. This JSON string provides you with the details to configure the server correctly to redirect web-console users to this keycloak instance and to validate the tokens issued by keycloak.

Add the keycloak configuration parameters to the web-ui section of the server configuration file. Add a configuration file called `/etc/inmanta/inmanta.d/keycloak.cfg`. Add the `oidc_realm`, `oidc_auth_url` and `oidc_client_id` to the web-ui section. Use the parameters from the installation json file created by keycloak.



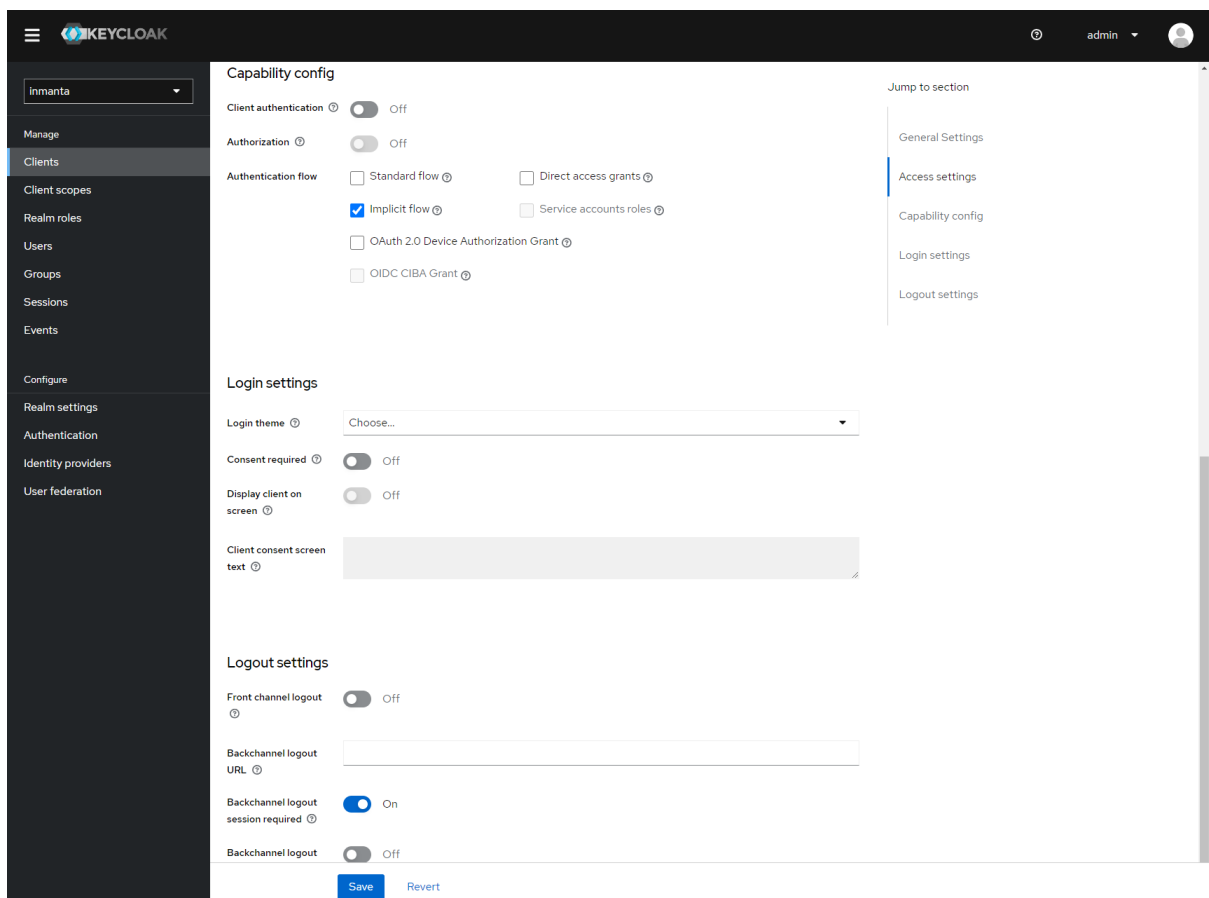


Fig. 7: Allow implicit flows (others may be disabled) and configure allowed callback urls of the web-console.

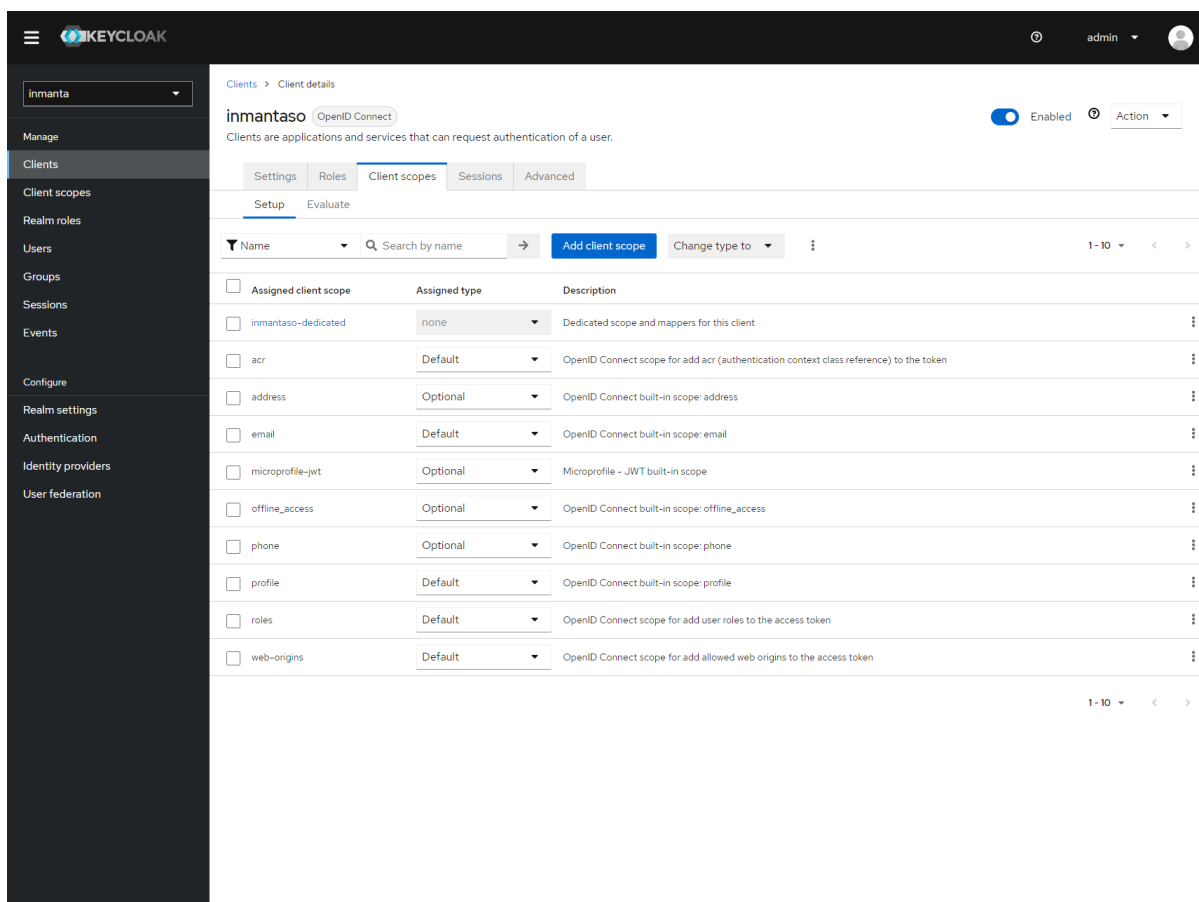


Fig. 8: Click on inmantaso-dedicated to edit the dedicated scope and mappers.

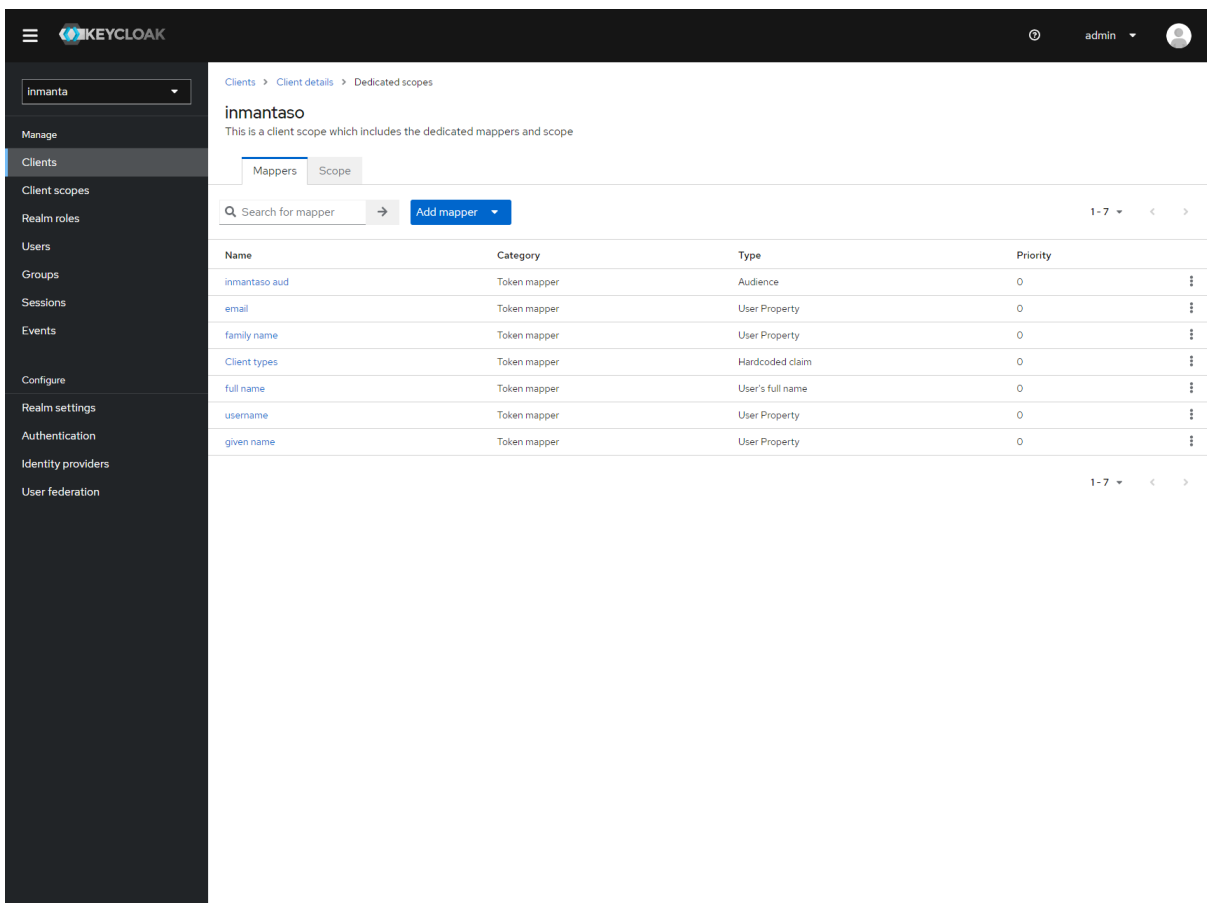


Fig. 9: Add a custom mapper to the client to include `:urn:inmanta:ct`

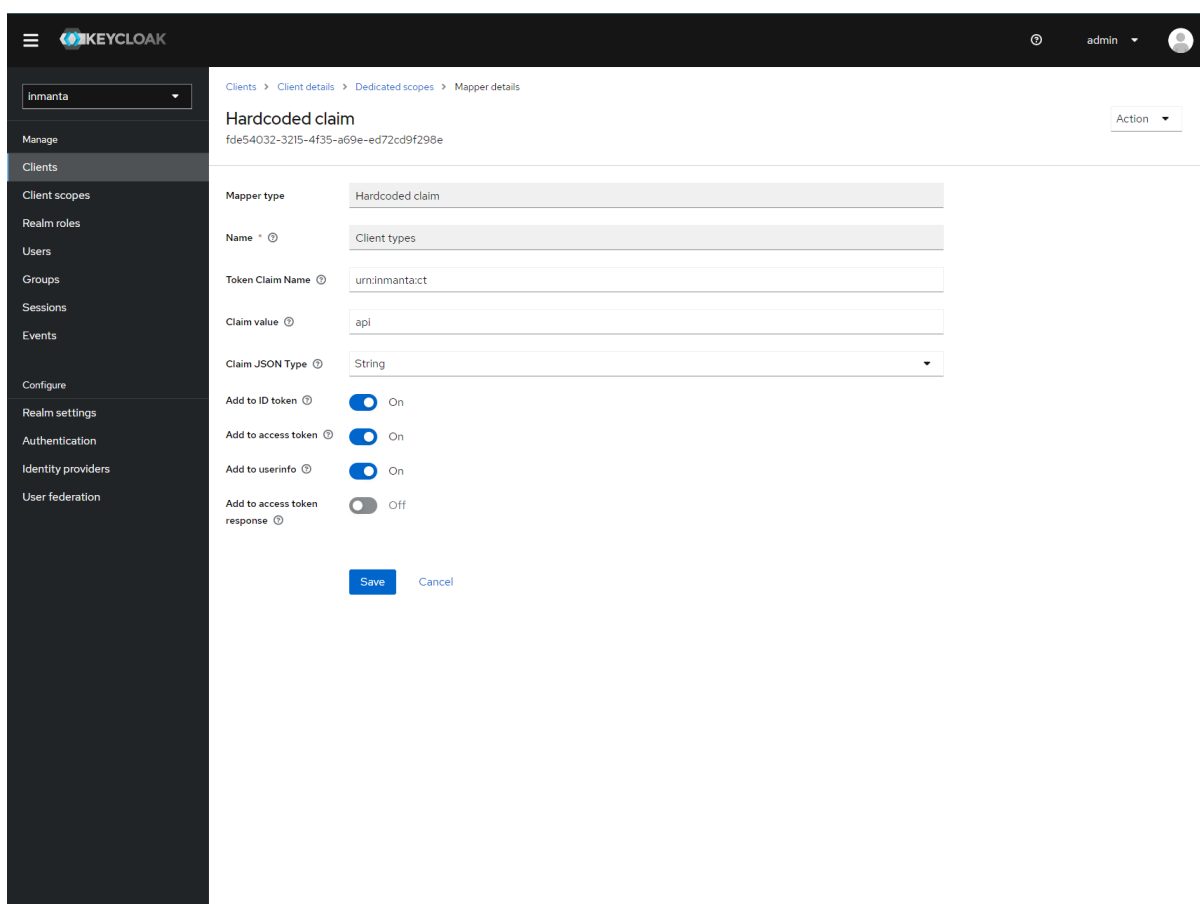
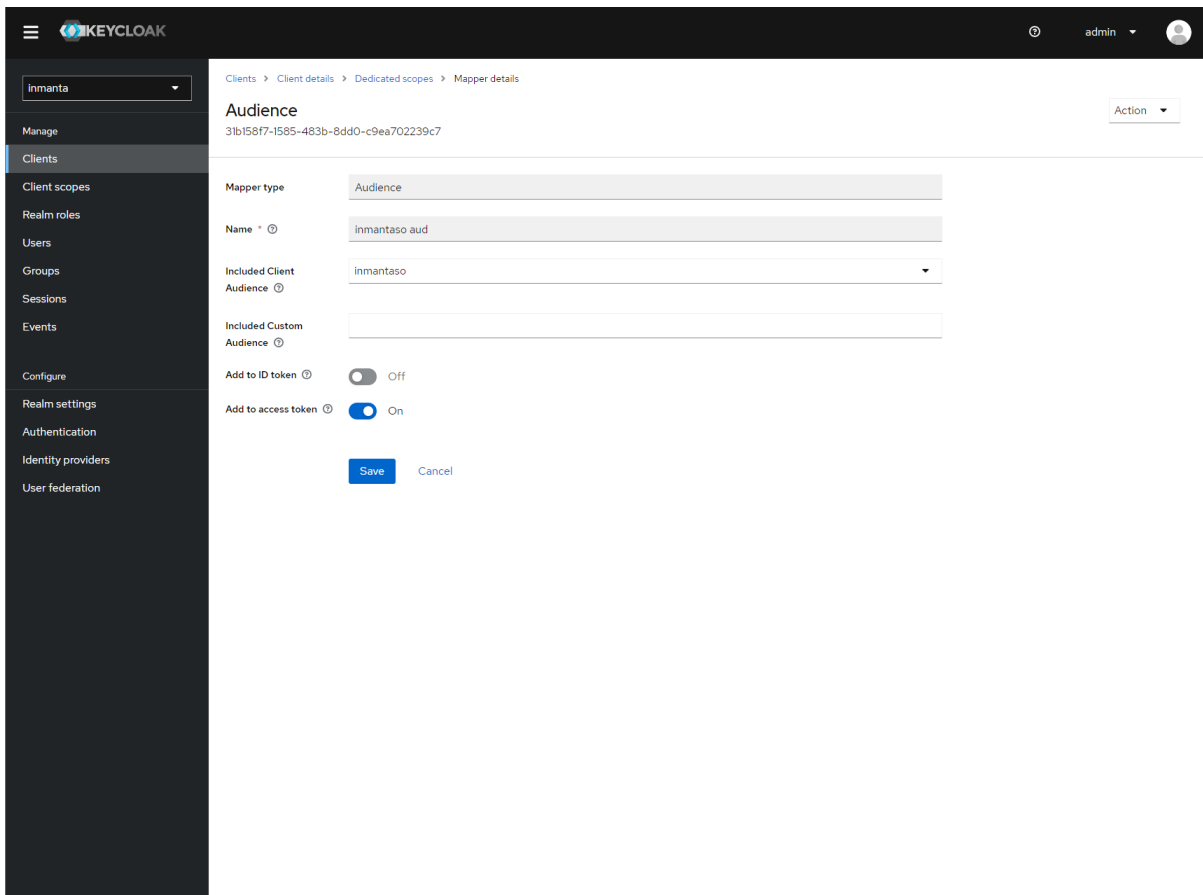


Fig. 10: Add the ct claim to all access tokens for this client.



### [web-ui]

```
# generic OpenID connect configuration
oidc_realm=inmanta
oidc_auth_url=http://localhost:8080
oidc_client_id=inmantaso
```

**Warning:** In a real setup, the url should contain public names instead of localhost, otherwise logins will only work on the machine that hosts inmanta server.

Configure a `auth_jwt_block` (for example `auth_jwt_keycloak`) and configure it to validate the tokens keycloak issues.

### [server]

```
auth=true
```

### [auth\_jwt\_keycloak]

```
algorithm=RS256
sign=false
client_types=api
issuer=http://localhost:8080/realms/inmanta
audience=inmantaso
jwks_uri=http://keycloak:8080/realms/inmanta/protocol/openid-connect/certs
validate_cert=false
```

Set the algorithm to RS256, sign should be false and client\_types should be limited to api only. Next set the issuer to the correct value (watch out for the realm). Set the audience to the value of the resource key in the json file.

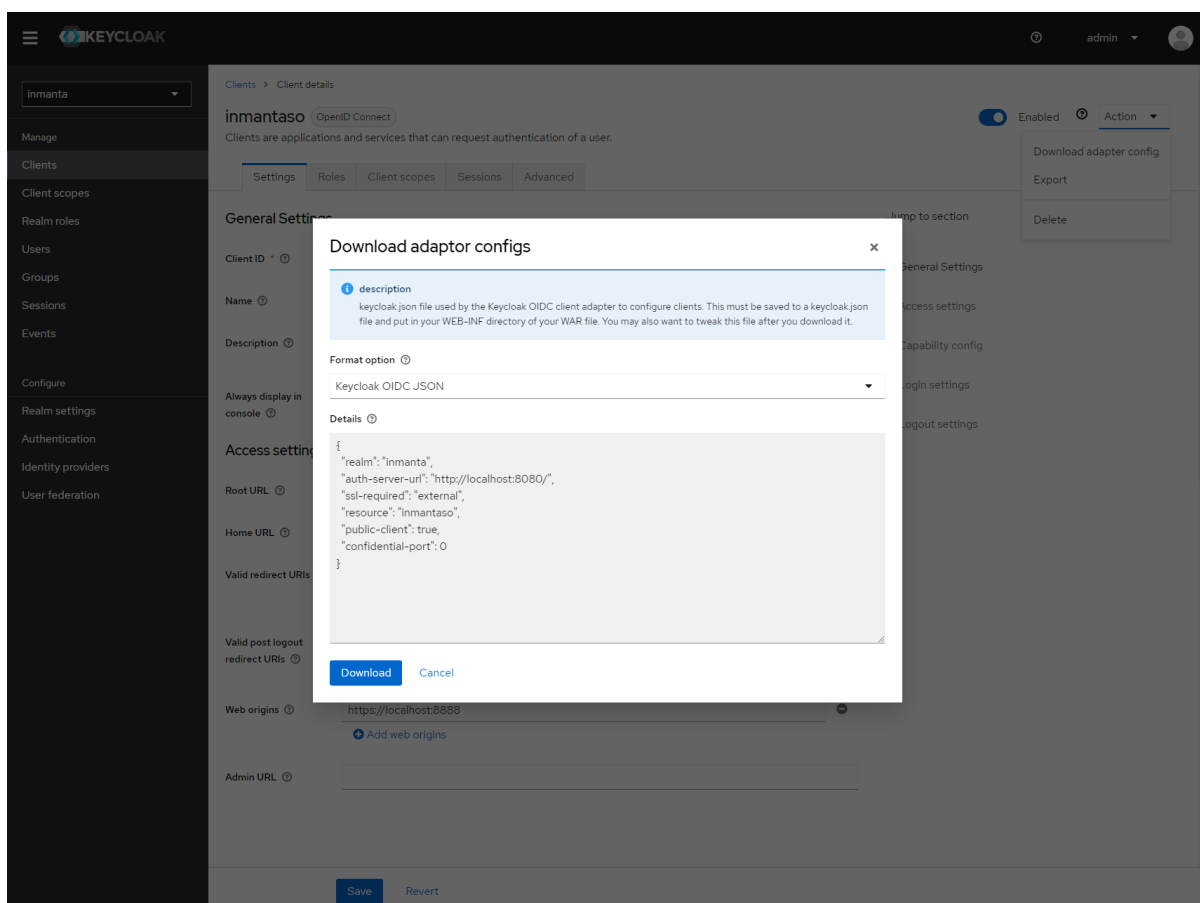


Fig. 11: Show the correct configuration parameters in JSON format. (Click on the top right dropdown 'Action' and pick 'Download adapter config'.)

Finally, set the `jwt_uri` so the server knows how to fetch the public keys to verify the signature on the tokens. (inmanta server needs to be able to access this url).

Both the correct url for the issuer and the `jwt_uri` is also defined in the `openid-configuration` endpoint of keycloak. For the examples above this url is <http://localhost:8080/realms/inmanta/.well-known/openid-configuration> ([https://www.keycloak.org/docs/latest/securing\\_apps/index.html#endpoints](https://www.keycloak.org/docs/latest/securing_apps/index.html#endpoints))

**Warning:** When the certificate of keycloak is not trusted by the system on which inmanta is installed, set `validate_cert` to `false` in the `auth_jwt_keycloak` block for keycloak.

## 7.5.5 Custom claims

Access to the orchestrator can be controlled using claim match expressions. In the section of the identity provider that you want to restrict you can configure the `claims` options. This is a multiline option where each line contains a match expression. There are two operators available:

- `in` for exact string match on a claim that contains a list of string values
- `is` for exact string match on a claim that is a string

You can use them as follows, for example each user gets two additional claims:

- `my:environments` which is a list of network environments the user is allowed to access. For example: `lab` and `prod`
- `my:scope` which indicates the scope of automation the orchestrator does. For example: `network` and `dc`

A user is allowed to have multiple environments but they can only have one scope. So that is why the environments is a list and scope is single string value.

On the lab orchestrator for the datacenter we can then configure it as follows:

```
[auth_jwt_keycloak]
algorithm=RS256
sign=false
client_types=api
issuer=http://localhost:8080/realms/inmanta
audience=inmantaso
jwt_uri=http://keycloak:8080/realms/inmanta/protocol/openid-connect/certs
validate_cert=false
claims=
  lab in my:environments
  my:scope is dc
```

This will only allow users with `lab` in the `my:environments` claim and `my:scope` equal to `dc`.

## 7.6 Environment variables

Environment variables can be supplied to the Inmanta server and its agents.

## 7.6.1 Supplying environment variables to the Inmanta server

The Inmanta server loads the environment variables specified in `/etc/sysconfig/inmanta-server` at startup. The example below defines three environment variables:

```
OS_AUTH_URL=http://openstack.domain
OS_USERNAME=admin
OS_PASSWORD=sYOUZdhcgwctSmA
```

These environment variables are accessible in a configurationmodel via the `std::get_env(name: "string", default_value: "string"=None)` plugin as shown in the following snippet:

```
1 import std
2 import openstack
3
4 provider = openstack::Provider(name="openstack",
5                               connection_url=std::get_env("OS_AUTH_URL"),
6                               username=std::get_env("OS_USERNAME"),
7                               password=std::get_env("OS_PASSWORD"),
8                               tenant="dev")
```

## 7.6.2 Supplying environment variables to an agent

A manually started agent loads the environment variables specified in `/etc/sysconfig/inmanta-agent` at startup. This can be useful when a handler relies on the value of a certain environment variable.

## 7.7 Logging

This page describes the different logs files produced by the Inmanta server and its agents and explains what can be configured regarding to logging.

### 7.7.1 Overview different log files

By default log files are collected in the directory `/var/log/inmanta/`. Three different types of log files exist: the server log, the resource action logs and the agent logs. The server log and the resource action log files are produced by the Inmanta server. The agent log files are produced by the Inmanta agents.

#### Server log

The `server.log` file contains general debugging information regarding the Inmanta server. It shows information about actions performed by the Inmanta server (renewing parameters, purging resource action logs, etc.), API requests received by the Inmanta server, etc.



## Resource action logs

The resource action log files contain information about actions performed on a specific resource. Each environment has one resource action log file. The filename of this log file looks as follows: `<server.resource-action-log-prefix>-<environment-id>.log`. The prefix can be configured with the configuration option `server.resource-action-log-prefix`.

The resource action log file contains information about the following resource action:

- **Store:** A new version of a configuration model and its resources has been pushed to the Inmanta server.
- **Pull:** An agent pulled its resources from the Inmanta server.
- **Deploy:** When an agent starts and ends the deployment of a certain resource.
- **Dryrun:** Execute a dryrun for a certain resource.

## Agent logs

One agent produces the following three log files:

- `agent-<environment-id>.log`: This is the main log file of an agent. It contains information about when the agent started a deployment, which trigger caused that deployment, whether heartbeat messages are received from the server, whether the agent is a primary agent, etc.
- `agent-<environment-id>.out`: This log file contains all the messages written to the standard output stream of the resource handlers used by the agent.
- `agent-<environment-id>.err`: This log file contains all the messages written to the standard error stream of the resource handlers used by the agent.

## 7.7.2 Configure logging

### Configuration options in Inmanta config file

The following log-related options can be set in an Inmanta config file:

- `log-dir`
- `purge-resource-action-logs-interval`
- `resource-action-log-prefix`

Documentation on these options can be found in the *Inmanta configuration reference*.

### Change log levels server log

Edit the `--log-file-level` option in the `ExecStart` command of the `inmanta-server` service file. The `inmanta-server` service file can be found at `/usr/lib/systemd/system/inmanta-server.service`.

```
[Unit]
Description=The server of the Inmanta platform
After=network.target

[Service]
Type=simple
User=inmanta
Group=inmanta
ExecStart=/usr/bin/inmanta --log-file /var/log/inmanta/server.log --log-file-level 2 -
↳-timed-logs server
Restart=on-failure
```

(continues on next page)

(continued from previous page)

```
[Install]
WantedBy=multi-user.target
```

The `--log-file-level` takes the log-level as an integer, where 0=ERROR, 1=WARNING, 2=INFO and 3=DEBUG.

Apply the changes by reloading the service file and restarting the Inmanta server:

```
sudo systemctl daemon-reload
sudo systemctl restart inmanta-server
```

### Log level manually started agent

The log level of a manually started agent can be changed in the same way as changing the log level of the Inmanta server. The service file for a Inmanta agent can be found at `/usr/lib/systemd/system/inmanta-agent.service`.

### Log level auto-started agents

The default log level of an auto-started agent is INFO. Currently it's not possible to change this log level.

### Resource action logs

The log level of the resource action log file is DEBUG. Currently it's not possible to change this log level.

### Log level server-side compiles

The logs of a server side compile can be seen via the "Compile Reports" button in the web-console. The log level of these logs is DEBUG. Currently, it's not possible to change this log level.

### Log level on CLI

By default logs are written to standard output when the `inmanta` or the `inmanta-cli` command is executed. The default log level is INFO. The log level of these commands can be changed by passing the correct number of v's with the option `-v`.

- `-v` = warning
- `-vv` = info
- `-vvv` = debug
- `-vvvv` = traces

By specifying the `-X` option, stacktraces are also shown written to standard output when an error occurs. When the `--log-file` option is specified on the commandline, logs are written to file instead of the standard output.

## 7.8 Performance Metering

This guide explains how to send performance metrics about the inmanta server to influxdb.

The inmanta server has a built-in `pyformance` instrumentation for all API endpoints and supports sending the results to influxdb.

### 7.8.1 Configuration summary

To enable performance reporting, set the options as found under `influxdb` in the server configuration file.

For example:

```
[influxdb]
# The hostname of the influxdb server
host = localhost
# The port of the influxdb server
port = 8086
# The name of the database on the influxdb server
name = inmanta
tags= environment=prod,az=a
```

### 7.8.2 Setup guide

1. To install influxdb, follow the instructions found at [docs.influxdata.com](https://docs.influxdata.com).
2. Create a database to send the data to:

```
influx
CREATE DATABASE inmanta
```

3. Update the inmanta config file, add the following block

```
[influxdb]
# The hostname of the influxdb server
host = localhost
# The port of the influxdb server
port = 8086
# The name of the database on the influxdb server
name = inmanta
```

4. Restart the inmanta server.
5. [optional] install grafana, follow the instructions found at <https://grafana.com/grafana/download>
6. [optional] load the inmanta dashboard found at <https://grafana.com/grafana/dashboards/10089-inmanta-api-performance/>

### 7.8.3 Reported Metrics

This section assumes familiarity with influxdb. See [here](#).

All metrics are reported under the measurement *metrics*. Different measurements are distinguished by a tag called *key*.

Two main types of metrics are reported: 1. Metrics related to API performance 2. Others

#### API performance metrics

Each API method is reported with a *key=rpc.{endpoint\_name}*. The *endpoint\_name* is the server's internal name for the endpoint.

To know which url corresponds to which method, please consult either

- the *operationId* field of the [OpenAPI spec](#) or
- the method names in [inmanta.protocol.methods](#) and [inmanta.protocol.methods\\_v2](#)

The fields available for each API endpoint are (cfr [metrics timer](#)):

| field          | type  | description  |
|----------------|-------|--|
| 15m_rate       | float | fifteen-minute exponentially-weighted moving average of the request rate |
| 5m_rate        | float | five-minute exponentially-weighted moving average of the request rate    |
| 1m_rate        | float | one-minute exponentially-weighted moving average of the request rate     |
| mean_rate      | float | mean of the request rate   |
| min            | float | minimal observed request latency   |
| 50_percentile  | float | median (50 percentile) observed request latency                          |
| 75_percentile  | float | 75 percentile observed request latency                                   |
| 95_percentile  | float | 95 percentile observed request latency                                   |
| 99_percentile  | float | 99 percentile observed request latency                                   |
| 999_percentile | float | 999 percentile observed request latency                                  |
| max            | float | maximal observed request latency   |
| avg            | float | average observed latency   |
| std_dev        | float | standard deviation of the observed latency                               |
| count          | float | number of calls seen since server start                                  |
| sum            | float | total wall-time spent executing this call since server start             |

#### Other Metrics

| Key          | Type | Unit | Description  |
|--------------|------|------|--|
| self.spec.cp | int  | ns   | The result of a small CPU benchmark, executed every second. Provides a baseline for machine performance. |

## 7.9 Reverse proxy and Web Application Firewall

Communication between inmanta components and to the northbound API uses REST over HTTP(S). This section describes how to move the API behind a reverse proxy and optionally enable a web Application firewall. This is meant for all external traffic towards the orchestrator. It is not supported to proxy traffic from the compiler and agents to the server.

This guide focuses on access to the web-console, and to the northbound API. This guide works for both the OSS and the full version of the product.

## 7.9.1 Setup a reverse proxy

A reverse proxy receives the calls and proxies them to the inmanta service orchestrator API. This guide gives examples to set this up with Apache HTTPD, but similar rules could also be applied to NGINX or other reverse proxies. This guide assumes that the reverse proxy is installed on the same machine as the orchestrator.

1. Make sure you do not bind the orchestrator to the IP used by the proxy server so it cannot be bypassed. If only auto started agents are used, it is recommended to set the bind-address to localhost. See `server.bind-address` and `server.bind-port`. If you have remote agents, make sure that either by having multiple IPs or using firewall rules that the agents can connect directly to the orchestrator.
2. Install Apache HTTPD and make sure it is configured correctly (listen to the correct interfaces, ports, SSL, access control, ...)
- 3a. The easiest setup is to proxy all traffic directly to the orchestrator:

```
# Proxy all requests to the orchestrator
<Location /console>
    ProxyPass http://localhost:8888/

    Allow from all
    # Or limit access to certain users or prefixes
    # Allow from 10.x.x.x/24
</Location>
```

- 3b. Only proxy the calls that the orchestrator has endpoints for. Everything else will be handled by the reverse proxy:

```
# Web Console is a static single page application (SPA)
<Location /console>
    ProxyPass http://localhost:8888/console

    # Limit the possible methods to only get the content
    AllowMethods GET HEAD OPTIONS

    Allow from all
    # Or limit access
    # Allow from 10.x.x.x/24
</Location>

# Generic API: used by agents, web-console, integrations, ...
# Unless detailed error reports are requested, this API should not
# be made available to
# any portals or tools
<Location /api>
    ProxyPass http://localhost:8888/api

    Allow from all
    # Or limit access
    # Allow from 10.x.x.x/24
</Location>

# LSM API: the northbound API called by tools such as customer
# portals
<Location /lsm>
    ProxyPass http://localhost:8888/lsm

    Allow from all
```

(continues on next page)

(continued from previous page)

```
# Or limit access
# Allow from 10.x.x.x/24
</Location>
```

When only exposing the LSM API even more specific proxy rules can be used. In the next section we provide example rules to restrict this with mod\_security.

## 7.9.2 Web Application Firewall

This section provides configuration guidelines to enable additional filtering using mod security. These rules can of course be ported to other types of web application firewalls.

1. Install mod\_security and enable it in Apache HTTPD according to their setup instructions.
2. Optional: Enable JSON body decoding to make sure only valid JSON reaches the orchestrator. This is available since version 2.8, however it is not enabled in the RPMS included with RHEL and Centos. Third party repos provide versions with JSON decoding enabled or distribution such as NGINX WAF.

JSON decoding is enabled when a similar config stanza is in the configuration:

```
# Make sure mod security is on and it inspects the body
SecRuleEngine On
SecRequestBodyAccess On

# Enable json body decoding when the content type is set to `application/
→json`
SecRule REQUEST_HEADERS:Content-Type "application/json" \
    "id:'200001',phase:1,t:none,t:lowercase,pass,nolog,
→ctl:requestBodyProcessor=JSON"
```

3. Add the generic inmanta rules. These will make sure that if the requests goes to an API it will only accept valid JSON. If the JSON processor is not enabled, these rules will still work, but the protection is reduced because invalid JSON can still reach the inmanta service orchestrator API. The rules are defined so that they will only trigger on calls to inmanta service orchestrator endpoints.

```
# Classify the call based on the request uri.
SecRule REQUEST_URI "@beginsWith /api/" \
    "id:'200501',phase:1,setvar:'tx.inmanta_context=api'"
SecRule REQUEST_URI "@beginsWith /api/v2/docs" \
    "id:'200502',phase:1,setvar:'tx.inmanta_context=docs'"
SecRule REQUEST_URI "@beginsWith /console" \
    "id:'200504',phase:1,setvar:'tx.inmanta_context=static'"
SecRule REQUEST_URI "@beginsWith /lsm/" \
    "id:'200510',phase:1,setvar:'tx.inmanta_context=lsm'"
SecRule REQUEST_URI "@beginsWith /lsm/v1/service_catalog_docs" \
    "id:'200511',phase:1,setvar:'tx.inmanta_context=docs'"

# All api and lsm calls should be json content so that the body will be
→parsed by modsec
# If JSON decoding is not enabled, it will force the content type however
→mod_security does not validate
# if the body is JSON
SecRule TX:INMANTA_CONTEXT "@rx api|lsm" \
    "id:'200600',phase:1,deny,status:400,msg:'API and LSM only accept json
→content',chain"
```

(continues on next page)

(continued from previous page)

```

SecRule REQUEST_HEADERS:Content-Type "!@rx application/json" \
    "t:lowercase"

# Inmanta supports unicode, however this is often used in templates that
→generate
# input for other systems. This rule will validate all utf8 encodings. It
→is only enabled
# when sending data to inmanta backends
SecRule TX:INMANTA_CONTEXT "!@streq '" \
    "id:'200601',phase:1,deny,status:400,msg:'Invalid UTF provided',chain"
    SecRule ARGS "@validateUtf8Encoding" \
        "t:none"

```

This ruleset has been tested to be compatible with the OWASP core rule set. However, it does not do scoring. If an anomaly is detected a 400 request is returned. It does not return the default 403 because this tricks our web-console into warning the user to authenticate.

When the northbound API is only used for calls to LSM to manage service instances, `mod_security` can be used to restrict access even more. The following rules ensure that only calls for service “network” are allowed and callback management. The rules are set up in such a way that additional urls can be easily added to the ruleset:

```

# Only allow certain paths required for the "customer portal" to function:
SecAction \
    "id:300001,\
    phase:1,\
    nolog,\
    pass,\
    t:none,\
    setvar:'tx.allowed_urls=|/lsm/v1/service_inventory/network| |/lsm/v1/
→callbacks'"

SecRule REQUEST_URI "!@withIN %{tx.allowed_urls}" \
    "id:300002,phase:1,t:lowercase,deny,status:404"

```

When the OWASP core ruleset is enabled and particularly when JSON decoding is enabled, `mod_security` will also scan for SQL and XSS attacks. Especially the latter can be useful if a customer portal uses the API directly and the service model has free form attributes that can hold any content. In that case it may be useful to also use `mod_security` to protect against for example stored XSS attacks.

## 7.10 Upgrading the orchestrator

Upgrading the orchestrator can be done either in-place or by setting up a new orchestrator next to the old one and migrating the state from the old to the new instance. The sections below describe the upgrade procedure for each of both situations. These procedures can be used for major and non-major version upgrades.

---

**Note:** Make sure to read the new version’s changelog for any version specific upgrade notes, before proceeding with any of the upgrade procedures mentioned below.

---

## 7.10.1 Upgrading the orchestrator in-place

This section describes how to upgrade an orchestrator in-place.

---

**Note: Pre-requisite**

- Before upgrading the orchestrator to a new major version, make sure the old orchestrator is at the latest version available within its major.
- Upgrades should be done one major version at a time. Upgrading from major version X to major version X+2, should be done by upgrading from X to X+1 and then from X+1 to X+2.

- 
1. Halt all environments (by pressing the STOP button in the web-console for each environment).
  2. Create a backup of the database:

```
pg_dump -U <db_user> -W -h <host> <db_name> > <db_dump_file>
```

3. Replace the content of the `/etc/yum.repos.d/inmanta.repo` file with the content for the new ISO version. This information can be obtained from the [installation documentation page](#) for the new ISO version.
4. Upgrade the Inmanta server. The orchestrator will automatically restart when the upgrade has finished. It might take some time before the orchestrator goes up, as some database migrations will be done.

```
dnf update inmanta-service-orchestrator-server
```

5. When accessing the web console, all the environments will be visible, and still halted.
6. One environment at a time:
  - a. In the **Desired State** page of the environment, click `Update project & recompile`, accessible via the dropdown of the `Recompile` button. (`/console/desiredstate?env=<your-env-id>`).
  - b. Resume the environment by pressing the green `Resume` button in the bottom left corner of the console.

**Warning:** Make sure the compilation has finished and was successful before moving on to the next steps.

## 7.10.2 Upgrading by migrating from one orchestrator to another orchestrator

This document describes how to upgrade to a new version of the orchestrator by setting up a new orchestrator next to the existing orchestrator and migrating all the state from the existing to the new orchestrator. This procedure should be followed when an in-place upgrade of the orchestrator is not possible e.g. when the operating system needs to be upgraded alongside the orchestrator.

### Terminology

The procedure below describes how to migrate from one running orchestrator denoted as the ‘old orchestrator’ to another one denoted as the ‘new orchestrator’.



## Procedure

### Note: Pre-requisite

- Before upgrading the orchestrator to a new major version, make sure the old orchestrator is at the latest version available within its major.
- Upgrades should be done one major version at a time. Upgrading from major version X to major version X+2, should be done by upgrading from X to X+1 and then from X+1 to X+2.

1. **[New Orchestrator]** Make sure the desired version of the orchestrator is installed, by following the installation instructions (see *Install Inmanta*) and set up a project to validate that the orchestrator is configured correctly (config, credentials, access to packages, etc.).

2. **[Old Orchestrator]** Halt all environments (by pressing the STOP button in the web-console for each environment).

3. **[Old Orchestrator]** Stop and disable the server:

```
sudo systemctl disable --now inmanta-server.service
```

4. **[Old Orchestrator]** Make a dump of the server database using `pg_dump`.

```
pg_dump -U <db_user> -W -h <host> <db_name> > <db_dump_file>
```

5. **[New Orchestrator]** Make sure the server is stopped:

```
sudo systemctl stop inmanta-server.service
```

6. **[New Orchestrator]** Drop the inmanta database and recreate it:

```
# drop the database
$ psql -h <host> -U <db_user> -W
drop database <db_name>;
exit

# re-create it
$ sudo -u postgres -i bash -c "createdb -O <db_user> <db_name>"
```

7. **[New Orchestrator]** Load the dump of the server database using `psql`.

```
psql -U <db_user> -W -h <host> -f <db_dump_file> <db_name>
```

8. **[New Orchestrator]** Start the orchestrator service, it might take some time before the orchestrator goes up, as some database migration will be done:

```
sudo systemctl enable --now inmanta-server.service
```

9. **[New Orchestrator]** When accessing the web console, all the environments will be visible, and still halted.

10. **[New Orchestrator]** One environment at a time:

a. In the **Desired State** page of the environment, click `Update project & recompile`, accessible via the dropdown of the `Recompile` button. (`/console/desiredstate?env=<your-env-id>`).

b. Resume the environment by pressing the green `Resume` button in the bottom left corner of the console.

**Warning:** Make sure the compilation has finished and was successful before moving on to the next steps.

## 7.11 Inmanta Web Console

The Inmanta Web Console is a web GUI for the Inmanta Service Orchestrator.

### 7.11.1 Browser support

For using the web console, the last 2 versions of the Chrome, Firefox, Edge and Safari browsers are supported. For security reasons it's always recommended to use the latest version of these browsers.

### 7.11.2 Proxy

When configuring a proxy for the web-console, the url should always end in `/console`. The web-console uses the `/console` part as an anchor. This anchor is something recognizable in the url that is always present. It is also considered to be the root of the app. So a potential proxy would come before the anchor. And the app pages come after the anchor. If no anchor is present in the url, we know the url is faulty. So from an app perspective, the url has the following structure: (proxy) + (anchor) + (application defined urls)

#### Examples

Given the input url, the application will use the following proxy + anchor.

| Scenario              | input url                                | proxy + anchor                  |
|-----------------------|--|---------------------------------|
| Empty proxy respected | <code>/console/resources?env=abcd</code> | <code>/console</code>           |
| Proxy respected       | <code>/someproxy/console</code>          | <code>/someproxy/console</code> |
| Faulty url ignored    | <code>/someproxy</code>                  | <code>/console</code>           |

## FREQUENTLY ASKED QUESTIONS

### 8.1 How do I use Inmanta with a http/https proxy?

Use the `http_proxy` and `https_proxy` environment variables to specify the proxy server to use. For the server installed from our RPMs, add the environment variable to the systemd unit file. Copy `inmanta-server.service` from `/lib/systemd/systemd/system` to `/etc/systemd/system` and add the following lines to the [Service] section with the correct proxy server details:

```
Environment=http_proxy=1.2.3.4:5678
Environment=https_proxy=1.2.3.4:5678
```

Afterwards run `systemctl daemon-reload` and restart the inmanta server.

### 8.2 I get a click related error/exception when I run `inmanta-cli`.

The following error is shown:

```
Traceback (most recent call last):
  File "/usr/bin/inmanta-cli", line 11, in <module>
    sys.exit(main())
  File "/opt/inmanta/lib64/python3.4/site-packages/inmanta/main.py", line 871, in
↳main
    cmd()
  File "/opt/inmanta/lib64/python3.4/site-packages/click/core.py", line 722, in __
↳call__
    return self.main(*args, **kwargs)
  File "/opt/inmanta/lib64/python3.4/site-packages/click/core.py", line 676, in main
    _verify_python3_env()
  File "/opt/inmanta/lib64/python3.4/site-packages/click/_unicodefun.py", line 118,
↳in _verify_python3_env
    'for mitigation steps.' + extra)
RuntimeError: Click will abort further execution because Python 3 was configured to
↳use ASCII as encoding for the environment. Consult http://click.pocoo.org/python3/
↳for mitigation steps.
```

This error occurs when the locale are not set correctly. Make sure that `LANG` and `LC_ALL` are set. For example:

```
export LC_ALL=en_US.utf8
export LANG=en_US.utf8
```

### 8.3 The model does not compile and exits with “could not complete model”.

There is an upperbound on the number of iterations used in the model transformation algorithm. For large models this might not be enough. This limit is controlled with the environment variable `INMANTA_MAX_ITERATIONS`. The default value is set to 10000 iterations.

## GLOSSARY

**agent**

The process that enforces the desired state described by *resources* by executing *handlers*. Each agent is responsible for all resources that go to a single device or API endpoint.

**configuration model**

The *desired state* of the an *environment* is expressed in the configuration model. This model defines the desired state of all resources that need to be managed by Inmanta.

**desired state**

The desired state expresses the state of all resources that Inmanta manages. Expressing a configuration in function of desired state makes the orchestrator more robust to failures compared to imperative based orchestration. An agent uses a *handler* to read the current state of the a resource and derive from the difference between current and desired state the actions required to change the state of the resource. Desired state has the additional benefit that Inmanta can show a dry run or execution plan of what would change if a new configuration is deployed.

Imperative solutions require scripts that execute low level commands and handle all possible failure conditions. This is similar to how a 3D printer functions: a designer send the desired object (desired state) to the 3D printer software and this printer converts this to layers that need to be printed. An imperative 3D model, would require the designer to define all layers and printer head movements.

**DSL**

Domain specific language. An Inmanta configuration model is written in a the Inmanta modelling DSL.

**entity**

Concepts in the infrastructure are modelled in the configuration with entities. An entity defines a new type in the configuration model. See *Entities*.

**environment**

Each environment represents a target infrastructure that inmanta manages. At least one environment is required, but often multiple environments of the same infrastructure are available such as development, integration and testing.

**expert feature**

A feature that is stable, but requires great care and/or knowledge to use properly.

**facts**

A resource in an infrastructure may have multiple properties that are not managed by Inmanta but their value is required as input in the configuration or for reporting purposes. *handlers* take care of extracting these facts and reporting them back to the server. More information in the *using facts* section.

**handler**

A handler provides the interface between a resource in the model and the resource in the infrastructure. The agent loads the handler and uses it to read the current state, discover *facts* and make changes to the real resource.

**infrastructure**

This is what Inmanta manages. This could be virtual machines with resources in these virtual machines. Physical servers and their os. Containers or resources at a cloud provider without any servers (e.g. “serverless”)

### infrastructure-as-code

Wikipedia defines “Infrastructure as code” as *the process of managing and provisioning computer data centers through machine-readable definition files, rather than physical hardware configuration or interactive configuration tools*. Inmanta achieves this by using a desired state configuration model that is entirely expressed in code.

### instance

An *instance* of an *entity*. See also *Instantiation*.

### main.cf

The file that defines the starting point of a configuration model. This file often only instantiates some high level entities and imports specific module.

### module

A *configuration model* consists of multiple configuration modules. A module provides a partial and reusable configuration model and its related resources such as files, templates, ... The *module developer guide* provides more details.

### orchestration

Orchestration is the process of provisioning resources in the correct order and when they are available configuring them. Inmanta support both provisioning and configuring resources but can also delegate tasks to other (existing) tools.

### plugin

A plugin is a python function that can be used in the *DSL*. This function receives arguments from the configuration model and navigate relations and read attributes in the runtime model. Each function can also return a value to the model. Plugins are used for complex transformation based on data in the configuration model or to query external systems such as CMDBs or IPAM tools.

### project

The management server of the Inmanta orchestrator can manage distinctive infrastructures. Each distinct infrastructure is defined in the server as a project. Each project consists of one or more *environment* such as development, integration and production.

### relation

An attribute of an entity that references an other entity. Plugins, such as templates, can navigate relations. See also *Relations*.

### resource

Inmanta orchestrates and manages resources, of any abstraction level, in an infrastructure. Examples of resources are: files and packages on a server, a virtual machine on a hypervisor, a managed database as a PaaS provider, a switch port on a switch, ...

A resource has attributes that express the desired value of a property of the resource it represents in the infrastructure. For example the *mode* attribute of the the *std::File* resource. This attribute indicates the desired permissions of a UNIX file.

A resource needs to have a unique identifier in an environment. This identifier needs to be derived from attributes of the resource. This ensures that the orchestrator can (co-)manage existing resources and allows quick recovery of the orchestrator in failure conditions. This unique identifier consists of multiple fields. For example, `std::File[vm1,path="/etc/motd"]` This id contains the type of the resource, the name of the *agent* and the unique id with its value for this resource. The resource designer determines how this id is derived.

The fields in the id are:

- The first field is the type of the resource. For example: `std::File`
- The second field is the name of the agent that manages/groups the resource. For example: the name of the machine on which the file is defined `vm1`
- The third field is the identifying attribute and the value of this attribute. For example: the `path` of the file uniquely identifies a file on a machine.

### resource handler

See *handler*

### **unknown**

A user always provides a complete configuration model to the orchestrator. Depending on what is already deployed, Inmanta will determine the correct order of provisioning and configuration. Many configuration parameters, such as the IP address of a virtual machine at a cloud provider will not be known upfront. Inmanta marks these parameters as **unknown**. The state of any resource that uses such an unknown parameter becomes undefined.





## INMANTA REFERENCE

Welcome to the Inmanta reference guide!

Here we explain all the features and options of Inmanta. If you're just looking to get started with Inmanta, please check out the *Quickstart* guide.

### 10.1 Command Reference

All inmanta commands and services are started by the `inmanta` command. This page provides an overview of all subcommands available:

#### 10.1.1 inmanta

```
usage: inmanta [-h] [-p] [-c CONFIG_FILE] [--config-dir CONFIG_DIR]
              [--log-file LOG_FILE]
              [--log-file-level {0,1,2,3,4,ERROR,WARNING,INFO,DEBUG,TRACE}]
              [--timed-logs] [-v] [--warnings {warn,ignore,error}] [-X]
              [--version] [--keep-logger-names]
              {server,agent,compile,list-commands,help,modules,module,project,deploy,
↵ export}
              ...
```

#### Named Arguments

|                         |  |
|-------------------------|--|
| <b>-p</b>               | Profile this run of the program<br>Default: False  |
| <b>-c, --config</b>     | Use this config file   |
| <b>--config-dir</b>     | The directory containing the Inmanta configuration files<br>Default: "/etc/inmanta/inmanta.d"  |
| <b>--log-file</b>       | Path to the logfile  |
| <b>--log-file-level</b> | Possible choices: 0, 1, 2, 3, 4, ERROR, WARNING, INFO, DEBUG, TRACE<br>Log level for messages going to the logfile: 0=ERROR, 1=WARNING, 2=INFO, 3=DEBUG<br>Default: "INFO" |
| <b>--timed-logs</b>     | Add timestamps to logs<br>Default: False   |

- v, --verbose** Log level for messages going to the console. Default is warnings,-v warning, -vv info, -vvv debug and -vvvv trace  
Default: 0
- warnings** Possible choices: warn, ignore, error  
The warning behaviour. Must be one of 'warn', 'ignore', 'error'  
Default: "warn"
- X, --extended-errors** Show stack traces for errors  
Default: False
- version** Show the version of the installed Inmanta product and the version of its sub-components  
Default: False
- keep-logger-names** Display the log messages using the name of the logger that created the log messages.  
Default: False

## Sub-commands

### server

Start the inmanta server

```
inmanta server [-h] [-v] [--db-wait-time DB_WAIT_TIME]
```

## Named Arguments

- v, --verbose** Log level for messages going to the console. Default is warnings,-v warning, -vv info, -vvv debug and -vvvv trace
- db-wait-time** Maximum time in seconds the server will wait for the database to be up before starting. A value of 0 means the server will not wait. If set to a negative value, the server will wait indefinitely.

### agent

Start the inmanta agent

```
inmanta agent [-h] [-v]
```

## Named Arguments

- v, --verbose** Log level for messages going to the console. Default is warnings,-v warning, -vv info, -vvv debug and -vvvv trace

## compile

Compile the project to a configuration model

```
inmanta compile [-h] [-v] [-e ENVIRONMENT] [-X] [--server_address SERVER]
                [--server_port PORT] [--username USER] [--password PASSWORD]
                [--ssl] [--ssl-ca-cert CA_CERT] [--export-compile-data]
                [--export-compile-data-file EXPORT_COMPILE_DATA_FILE]
                [--no-cache] [--experimental-data-trace]
                [--experimental-dataflow-graphic] [-f MAIN_FILE]
                [--no-strict-deps-check] [--strict-deps-check]
```

### Named Arguments

- v, --verbose** Log level for messages going to the console. Default is warnings, -v warning, -vv info, -vvv debug and -vvvv trace
- e** The environment to compile this model for
- X, --extended-errors** Show stack traces for compile errors
- server\_address** The address of the server hosting the environment
- server\_port** The port of the server hosting the environment
- username** The username of the server
- password** The password of the server
- ssl** Enable SSL  
Default: False
- ssl-ca-cert** Certificate authority for SSL
- export-compile-data** Export structured json containing compile data such as occurred errors.  
Default: False
- export-compile-data-file** File to export compile data to. If omitted compile\_data.json is used.
- no-cache** Disable caching of compiled CF files  
Default: True
- experimental-data-trace** Experimental data trace tool useful for debugging  
Default: False
- experimental-dataflow-graphic** Experimental graphic data flow visualization  
Default: False
- f** Main file  
Default: "main.cf"
- no-strict-deps-check** When this option is enabled, only version conflicts in the direct dependencies will result in an error. All other version conflicts will result in a warning. This option is mutually exclusive with the --strict-deps-check option.  
Default: False
- strict-deps-check** When this option is enabled, a version conflict in any (transitive) dependency will result in an error. This option is mutually exclusive with the --no-strict-deps-check option.  
Default: False

## list-commands

Print out an overview of all commands

```
inmanta list-commands [-h]
```

## help

show a help message and exit

```
inmanta help [-h] [subcommand]
```

## Positional Arguments

**subcommand**      Output help for a particular subcommand

## modules (module)

Subcommand to manage modules

```
inmanta modules [-h] [-v] [-m [MODULE]]
                {add,list,do,install,status,push,verify,commit,create,freeze,build,
↳v1tov2,release}
                ...
```

## Named Arguments

**-v, --verbose**      Log level for messages going to the console. Default is warnings,-v warning, -vv info, -vvv debug and -vvvv trace

**-m, --module**      Module to apply this command to

## subcommand

**cmd**              Possible choices: add, list, do, install, status, push, verify, commit, create, freeze, build, v1tov2, release

## Sub-commands

### add

Add a module dependency to an Inmanta module or project. When executed on a project, the module is installed as well. Either --v1 or --v2 has to be set.

```
inmanta modules add [-h] [-v] [--v1] [--v2] [--override] module_req
```

## Positional Arguments

**module\_req** The name of the module, optionally with a version constraint.

## Named Arguments

**-v, --verbose** Log level for messages going to the console. Default is warnings, -v warning, -vv info, -vvv debug and -vvvv trace

**--v1** Add the given module as a v1 module

Default: False

**--v2** Add the given module as a V2 module

Default: False

**--override** Override the version constraint when the given module dependency already exists.

Default: False

## list

List all modules used in this project in a table

```
inmanta modules list [-h] [-v]
```

## Named Arguments

**-v, --verbose** Log level for messages going to the console. Default is warnings, -v warning, -vv info, -vvv debug and -vvvv trace

## do

Execute a command on all loaded modules

```
inmanta modules do [-h] [-v] command
```

## Positional Arguments

**command** the command to execute

## Named Arguments

**-v, --verbose** Log level for messages going to the console. Default is warnings, -v warning, -vv info, -vvv debug and -vvvv trace

## install

The ‘inmanta module install’ command is no longer supported. Instead, use one of the following approaches:

1. To install a module in editable mode, use ‘pip install -e .’.
2. For a non-editable installation, first run ‘inmanta module build’ followed by ‘pip install ./dist/<dist-package>’.

```
inmanta modules install [-h] [-v] [-e] [path]
```

### Positional Arguments

|             |                         |
|-------------|-------------------------|
| <b>path</b> | The path to the module. |
|-------------|-------------------------|

### Named Arguments

|                       |   |
|-----------------------|---|
| <b>-v, --verbose</b>  | Log level for messages going to the console. Default is warnings,-v warning, -vv info, -vvv debug and -vvvv trace |
| <b>-e, --editable</b> | Install in editable mode.<br>Default: False   |

## status

Run a git status on all modules and report

```
inmanta modules status [-h] [-v]
```

### Named Arguments

|                      |   |
|----------------------|---|
| <b>-v, --verbose</b> | Log level for messages going to the console. Default is warnings,-v warning, -vv info, -vvv debug and -vvvv trace |
|----------------------|---|

## push

Run a git push on all modules and report

```
inmanta modules push [-h] [-v]
```

### Named Arguments

|                      |   |
|----------------------|---|
| <b>-v, --verbose</b> | Log level for messages going to the console. Default is warnings,-v warning, -vv info, -vvv debug and -vvvv trace |
|----------------------|---|

## verify

Verify dependencies and frozen module versions

```
inmanta modules verify [-h] [-v]
```

### Named Arguments

|                      |   |
|----------------------|---|
| <b>-v, --verbose</b> | Log level for messages going to the console. Default is warnings,-v warning, -vv info, -vvv debug and -vvvv trace |
|----------------------|---|

## commit

Commit all changes in the current module.

```
inmanta modules commit [-h] -m MESSAGE [-r] [--major] [--minor] [--patch]
                        [-v VERSION] [-a] [-t] [-n]
```

### Named Arguments

|                      |   |
|----------------------|---|
| <b>-m, --message</b> | Commit message  |
| <b>-r, --release</b> | make a release<br>Default: True   |
| <b>--major</b>       | make a major release<br>Default: False  |
| <b>--minor</b>       | make a major release<br>Default: False  |
| <b>--patch</b>       | make a major release<br>Default: False  |
| <b>-v, --version</b> | Version to use on tag   |
| <b>-a, --all</b>     | Use commit -a<br>Default: False   |
| <b>-t, --tag</b>     | Create a tag for the commit.Tags are not created for dev releases by default, if you want to tag it, specify this flag explicitly<br>Default: False |
| <b>-n, --no-tag</b>  | Don't create a tag for the commit<br>Default: False   |

## create

Create a new module

```
inmanta modules create [-h] [-v] [--v1] name
```

### Positional Arguments

|             |                        |
|-------------|------------------------|
| <b>name</b> | The name of the module |
|-------------|------------------------|

### Named Arguments

|                      |  |
|----------------------|--|
| <b>-v, --verbose</b> | Log level for messages going to the console. Default is warnings, -v warning, -vv info, -vvv debug and -vvvv trace |
| <b>--v1</b>          | Create a v1 module. By default a v2 module is created.<br>Default: False   |

## freeze

Freeze all version numbers in module.yml. This command is only supported on v1 modules. On v2 modules use the pip freeze command instead.

```
inmanta modules freeze [-h] [-v] [-o OUTFILE] [-r] [--operator {==,~=,>=}]
```

### Named Arguments

|                        |  |
|------------------------|--|
| <b>-v, --verbose</b>   | Log level for messages going to the console. Default is warnings, -v warning, -vv info, -vvv debug and -vvvv trace   |
| <b>-o, --outfile</b>   | File in which to put the new module.yml, default is the existing module.yml. Use - to write to stdout.   |
| <b>-r, --recursive</b> | Freeze dependencies recursively. If not set, freeze_recursive option in module.yml is used, which defaults to False  |
| <b>--operator</b>      | Possible choices: ==, ~=, >=<br>Comparison operator used to freeze versions, If not set, the freeze_operator option in module.yml is used which defaults to ~= |

## build

Build a Python package from a V2 module.

```
inmanta modules build [-h] [-v] [-o OUTPUT_DIR] [--dev] [-b] [path]
```



## Positional Arguments

**path** The path to the module that should be built. By default, the current working directory is used.

## Named Arguments

**-v, --verbose** Log level for messages going to the console. Default is warnings, -v warning, -vv info, -vvv debug and -vvvv trace

**-o, --output-dir** The directory where the Python package will be stored. Default: <module\_root>/dist

**--dev** Perform a development build of the module. This adds the build tag *.dev<timestamp>* to the package name. The timestamp has the form *%Y%m%d%H%M%S*.

Default: False

**-b, --byte-code** Produce a module wheel that contains only python bytecode for the plugins.

Default: False

## v1tov2

Convert a V1 module to a V2 module in place

```
inmanta modules v1tov2 [-h] [-v]
```

## Named Arguments

**-v, --verbose** Log level for messages going to the console. Default is warnings, -v warning, -vv info, -vvv debug and -vvvv trace

## release

When a stable release is done, this command:

- Does a commit that changes the current version to a stable version.
- Adds Git release tag.
- Does a commit that changes the current version to a development version that is one patch increment ahead of the released version.

When a development release is done using the `--dev` option, this command:

- Does a commit that updates the current version of the module to a development version that is a patch, minor or major version ahead of the previous stable release. The size of the increment is determined by the `--revision`, `--patch`, `--minor` or `--major` argument (`--patch` is the default). When a `CHANGELOG.md` file is present in the root of the module directory then the version number in the changelog is also updated accordingly. The changelog file is always populated with the associated stable version and not a development version.

```
inmanta modules release [-h] [-v] [--dev] [--major] [--minor] [--patch]
                        [--revision] [-m MESSAGE] [-c CHANGELOG_MESSAGE] [-a]
```

## Named Arguments

|                                |   |
|--------------------------------|---|
| <b>-v, --verbose</b>           | Log level for messages going to the console. Default is warnings,-v warning, -vv info, -vvv debug and -vvvv trace                                     |
| <b>--dev</b>                   | Create a development version. The new version number will have the .dev0 build tag.<br>Default: False   |
| <b>--major</b>                 | Do a major version bump compared to the previous stable release.<br>Default: False  |
| <b>--minor</b>                 | Do a minor version bump compared to the previous stable release.<br>Default: False  |
| <b>--patch</b>                 | Do a patch version bump compared to the previous stable release.<br>Default: False  |
| <b>--revision</b>              | Do a revision version bump compared to the previous stable release (only with 4 digits version).<br>Default: False                                    |
| <b>-m, --message</b>           | Commit message  |
| <b>-c, --changelog-message</b> | This changelog message will be written to the changelog file. If the -m option is not provided, this message will also be used as the commit message. |
| <b>-a, --all</b>               | Use commit -a<br>Default: False   |

## project

Subcommand to manage the project

```
inmanta project [-h] [-v] {freeze,init,install,update} . . .
```

## Named Arguments

|                      |   |
|----------------------|---|
| <b>-v, --verbose</b> | Log level for messages going to the console. Default is warnings,-v warning, -vv info, -vvv debug and -vvvv trace |
|----------------------|---|

## subcommand

|            |   |
|------------|---|
| <b>cmd</b> | Possible choices: freeze, init, install, update |
|------------|---|

## Sub-commands

### freeze

Set all version numbers in project.yml

```
inmanta project freeze [-h] [-v] [-o OUTFILE] [-r] [--operator {==,~=,>=}]
```

### Named Arguments

|                        |   |
|------------------------|---|
| <b>-v, --verbose</b>   | Log level for messages going to the console. Default is warnings,-v warning, -vv info, -vvv debug and -vvvv trace   |
| <b>-o, --outfile</b>   | File in which to put the new project.yml, default is the existing project.yml. Use - to write to stdout.  |
| <b>-r, --recursive</b> | Freeze dependencies recursively. If not set, freeze_recursive option in project.yml is used,which defaults to False   |
| <b>--operator</b>      | Possible choices: ==, ~=, >=<br>Comparison operator used to freeze versions, If not set, the freeze_operator option in project.yml is used which defaults to ~= |

### init

Initialize directory structure for a project

```
inmanta project init [-h] [-v] --name NAME [--output-dir OUTPUT_DIR]
                    [--default]
```

### Named Arguments

|                         |   |
|-------------------------|---|
| <b>-v, --verbose</b>    | Log level for messages going to the console. Default is warnings,-v warning, -vv info, -vvv debug and -vvvv trace |
| <b>--name, -n</b>       | The name of the new project   |
| <b>--output-dir, -o</b> | Output directory path<br>Default: “.”   |
| <b>--default</b>        | Use default parameters for the project generation<br>Default: False   |

### install

Install all modules required for this project.

This command installs missing modules in the development venv, but doesn't update already installed modules if that's not required to satisfy the module version constraints. Use *inmanta project update* instead if the already installed modules need to be updated to the latest compatible version.

This command might reinstall Python packages in the development venv if the currently installed versions are not compatible with the dependencies specified by the different Inmanta modules.

```
inmanta project install [-h] [-v] [--no-strict-deps-check]
                        [--strict-deps-check]
```

### Named Arguments

- v, --verbose** Log level for messages going to the console. Default is warnings, -v warning, -vv info, -vvv debug and -vvvv trace
- no-strict-deps-check** When this option is enabled, only version conflicts in the direct dependencies will result in an error. All other version conflicts will result in a warning. This option is mutually exclusive with the --strict-deps-check option.  
Default: False
- strict-deps-check** When this option is enabled, a version conflict in any (transitive) dependency will result in an error. This option is mutually exclusive with the --no-strict-deps-check option.  
Default: False

### update

Update all modules to the latest version compatible with the module version constraints and install missing modules. This command might reinstall Python packages in the development venv if the currently installed versions are not the latest compatible with the dependencies specified by the updated modules.

```
inmanta project update [-h] [-v] [--no-strict-deps-check]
                       [--strict-deps-check]
```

### Named Arguments

- v, --verbose** Log level for messages going to the console. Default is warnings, -v warning, -vv info, -vvv debug and -vvvv trace
- no-strict-deps-check** When this option is enabled, only version conflicts in the direct dependencies will result in an error. All other version conflicts will result in a warning. This option is mutually exclusive with the --strict-deps-check option.  
Default: False
- strict-deps-check** When this option is enabled, a version conflict in any (transitive) dependency will result in an error. This option is mutually exclusive with the --no-strict-deps-check option.  
Default: False

### deploy

Deploy with a inmanta all-in-one setup

```
inmanta deploy [-h] [-v] [--dry-run] [-f MAIN_FILE]
```

## Named Arguments

|                      |  |
|----------------------|--|
| <b>-v, --verbose</b> | Log level for messages going to the console. Default is warnings, -v warning, -vv info, -vvv debug and -vvvv trace |
| <b>--dry-run</b>     | Only report changes<br>Default: False  |
| <b>-f</b>            | Main file<br>Default: "main.cf"  |

## export

Export the configuration

```
inmanta export [-h] [-v] [-g] [-j JSON] [-e ENVIRONMENT] [-d] [--full] [-m]
               [--server_address SERVER] [--server_port PORT] [--token TOKEN]
               [--ssl | --no-ssl] [--ssl-ca-cert CA_CERT] [-X] [-f MAIN_FILE]
               [--metadata METADATA] [--model-export]
               [--export-plugin EXPORT_PLUGIN] [--export-compile-data]
               [--export-compile-data-file EXPORT_COMPILE_DATA_FILE]
               [--no-cache] [--partial]
               [--delete-resource-set DELETE_RESOURCE_SET] [--soft-delete]
               [--no-strict-deps-check] [--strict-deps-check]
```

## Named Arguments

|                              |  |
|------------------------------|--|
| <b>-v, --verbose</b>         | Log level for messages going to the console. Default is warnings, -v warning, -vv info, -vvv debug and -vvvv trace                   |
| <b>-g</b>                    | Dump the dependency graph<br>Default: False  |
| <b>-j</b>                    | Do not submit to the server but only store the json that would have been submitted in the supplied file                              |
| <b>-e</b>                    | The environment to compile this model for  |
| <b>-d</b>                    | Trigger a deploy for the exported version<br>Default: False  |
| <b>--full</b>                | Make the agents execute a full deploy instead of an incremental deploy. Should be used together with the -d option<br>Default: False |
| <b>-m</b>                    | Also export the complete model<br>Default: False   |
| <b>--server_address</b>      | The address of the server to submit the model to   |
| <b>--server_port</b>         | The port of the server to submit the model to  |
| <b>--token</b>               | The token to auth to the server  |
| <b>--ssl, --no-ssl</b>       | Enable SSL   |
| <b>--ssl-ca-cert</b>         | Certificate authority for SSL  |
| <b>-X, --extended-errors</b> | Show stack traces for compile errors   |

|                                   |  |
|-----------------------------------|--|
| <b>-f</b>                         | Main file<br>Default: “main.cf”  |
| <b>--metadata</b>                 | JSON metadata why this compile happened. If a non-json string is passed it is used as the ‘message’ attribute in the metadata.   |
| <b>--model-export</b>             | Export the configuration model to the server as metadata.<br>Default: False  |
| <b>--export-plugin</b>            | Only use this export plugin. This option also disables the execution of the plugins listed in the configuration file in the export setting.  |
| <b>--export-compile-data</b>      | Export structured json containing compile data such as occurred errors.<br>Default: False  |
| <b>--export-compile-data-file</b> | File to export compile data to. If omitted compile_data.json is used.  |
| <b>--no-cache</b>                 | Disable caching of compiled CF files<br>Default: True  |
| <b>--partial</b>                  | Execute a partial export. Does not upload new Python code to the server: it is assumed to be unchanged since the last full export. Multiple partial exports for disjunct resource sets may be performed concurrently but not concurrent with a full export. When used in combination with the <code>-json</code> option, 0 is used as a placeholder for the model version.<br>Default: False |
| <b>--delete-resource-set</b>      | Remove a resource set as part of a partial compile. This option can be provided multiple times and should always be used together with the <code>-partial</code> option.   |
| <b>--soft-delete</b>              | Use in combination with <code>-delete-resource-set</code> to delete these resource sets only if they are not being exported<br>Default: False  |
| <b>--no-strict-deps-check</b>     | When this option is enabled, only version conflicts in the direct dependencies will result in an error. All other version conflicts will result in a warning. This option is mutually exclusive with the <code>--strict-deps-check</code> option.<br>Default: False  |
| <b>--strict-deps-check</b>        | When this option is enabled, a version conflict in any (transitive) dependency will result in an error. This option is mutually exclusive with the <code>--no-strict-deps-check</code> option.<br>Default: False   |

### 10.1.2 inmanta-cli

The `inmanta-cli` command can be used to interact with the inmanta server and agents, including managing projects, environments, parameters and more. The following reference explains the available subcommands.

## inmanta-cli

Base command

```
inmanta-cli [OPTIONS] COMMAND [ARGS]...
```

### Options

**--host** <host>

The server hostname to connect to

**--port** <port>

The server port to connect to

## action-log

Subcommand to view the resource action log

```
inmanta-cli action-log [OPTIONS] COMMAND [ARGS]...
```

## list

List the resource action log for a specific Resource.

```
inmanta-cli action-log list [OPTIONS]
```

### Options

**-e, --environment** <environment>

**Required** The ID or name of the environment to use

**--rvid** <rvid>

**Required** The resource version ID of the resource

**--action** <action>

Only list this resource action

#### Options

store | push | pull | deploy | dryrun | getfact | other

## show-messages

Show the log messages for a specific entry in the resource action log.

```
inmanta-cli action-log show-messages [OPTIONS]
```

## Options

- e, --environment** <environment>  
**Required** The ID or name of the environment to use
- rvid** <rvid>  
**Required** The resource version ID of the resource
- action-id** <action\_id>  
**Required** The ID of the resource action record

## agent

Subcommand to manage agents

```
inmanta-cli agent [OPTIONS] COMMAND [ARGS]...
```

## list

List agents in an environment

```
inmanta-cli agent list [OPTIONS]
```

## Options

- e, --environment** <environment>  
**Required** The environment to use

## pause

Pause a specific agent or all agents in a given environment. A paused agent cannot execute deploy operations.

```
inmanta-cli agent pause [OPTIONS]
```

## Options

- e, --environment** <environment>  
**Required** The environment to use
- agent** <agent>  
The name of the agent to pause.
- all**  
Pause all agents in the given environment



## unpause

Unpause a specific agent or all agents in a given environment. A unpause agent will be able to execute deploy operations.

```
inmanta-cli agent unpause [OPTIONS]
```

### Options

**-e, --environment** <environment>

**Required** The environment to use

**--agent** <agent>

The name of the agent to unpause.

**--all**

Unpause all agents in the given environment

## environment

Subcommand to manage environments

```
inmanta-cli environment [OPTIONS] COMMAND [ARGS]...
```

### create

Create a new environment

```
inmanta-cli environment create [OPTIONS]
```

### Options

**-n, --name** <name>

**Required** The name of the new environment. The name should be unique for each project.

**-p, --project** <project>

**Required** The id of the project this environment belongs to

**-r, --repo-url** <repo\_url>

The url of the repository that contains the configuration model

**-b, --branch** <branch>

The branch in the repository that contains the configuration model

**-s, --save**

Save the ID of the environment and the server to the .inmanta config file

## delete

Delete an existing environment

ENVIRONMENT: ID or name of the environment to delete

```
inmanta-cli environment delete [OPTIONS] ENVIRONMENT
```

## Arguments

### ENVIRONMENT

Required argument

## list

List all environments

```
inmanta-cli environment list [OPTIONS]
```

## modify

Modify an existing environment

ENVIRONMENT: ID or name of the environment to modify

```
inmanta-cli environment modify [OPTIONS] ENVIRONMENT
```

## Options

**-n, --name** <name>

**Required** The name of the new environment

**-r, --repo-url** <repo\_url>

The url of the repository that contains the configuration model

**-b, --branch** <branch>

The branch in the repository that contains the configuration model

## Arguments

### ENVIRONMENT

Required argument

## recompile

Request the server to recompile the model of this environment.

ENVIRONMENT: ID or name of the environment to trigger the recompile for

```
inmanta-cli environment recompile [OPTIONS] ENVIRONMENT
```

## Options

**-u, --update**

Update the model and its dependencies before recompiling

**Default**

False

## Arguments

**ENVIRONMENT**

Required argument

## save

Save the ID of the environment and the server to the .inmanta config file

ENVIRONMENT: ID or name of the environment to write the config for

```
inmanta-cli environment save [OPTIONS] ENVIRONMENT
```

## Arguments

**ENVIRONMENT**

Required argument

## setting

Subcommand to manage environment settings

```
inmanta-cli environment setting [OPTIONS] COMMAND [ARGS]...
```

## delete

Delete an environment setting

```
inmanta-cli environment setting delete [OPTIONS]
```

## Options

- e, --environment** <environment>  
**Required** The environment to use
- k, --key** <key>  
**Required** The key to delete

## get

Get an environment setting

```
inmanta-cli environment setting get [OPTIONS]
```

## Options

- e, --environment** <environment>  
**Required** The environment to use
- k, --key** <key>  
**Required** The key to get

## list

List settings of an environment

```
inmanta-cli environment setting list [OPTIONS]
```

## Options

- e, --environment** <environment>  
**Required** The environment to use

## set

Adjust an environment setting

```
inmanta-cli environment setting set [OPTIONS]
```

## Options

- e, --environment** <environment>  
**Required** The environment to use
- k, --key** <key>  
**Required** The key to set
- o, --value** <value>  
**Required** The value to set

## show

Show details of an environment

ENVIRONMENT: ID or name of the environment to show

```
inmanta-cli environment show [OPTIONS] ENVIRONMENT
```

## Options

**--format** <format\_string>

Instead of outputting a table, use the supplied format string. Accepts Python format syntax. Supported fields are 'id', 'name', 'project', 'repo\_url', 'repo\_branch'

## Arguments

**ENVIRONMENT**

Required argument

## monitor

Monitor the deployment process of the configuration model in an environment, receiving continuous updates on the deployment status

```
inmanta-cli monitor [OPTIONS]
```

## Options

**-e, --environment** <environment>

**Required** The environment to use

## param

Subcommand to manage parameters

```
inmanta-cli param [OPTIONS] COMMAND [ARGS]...
```

## get

Get a parameter from an environment

```
inmanta-cli param get [OPTIONS]
```

## Options

- e, --environment** <environment>  
**Required** The environment to use
- name** <name>  
**Required** The name of the parameter
- resource** <resource>  
The resource id of the parameter

## list

List parameters in an environment

```
inmanta-cli param list [OPTIONS]
```

## Options

- e, --environment** <environment>  
**Required** The environment to use

## set

Set a parameter in an environment

```
inmanta-cli param set [OPTIONS]
```

## Options

- e, --environment** <environment>  
**Required** The environment to use
- name** <name>  
**Required** The name of the parameter
- value** <value>  
**Required** The value of the parameter

## project

Subcommand to manage projects

```
inmanta-cli project [OPTIONS] COMMAND [ARGS]...
```

## create

Create a new project on the server

```
inmanta-cli project create [OPTIONS]
```

## Options

**-n, --name** <name>

**Required** The name of the new project

## delete

Delete an existing project.

**PROJECT:** The id or name of the project to delete

```
inmanta-cli project delete [OPTIONS] PROJECT
```

## Arguments

**PROJECT**

Required argument

## list

List all projects

```
inmanta-cli project list [OPTIONS]
```

## modify

Modify an existing project.

**PROJECT:** The id or name of the project to modify

```
inmanta-cli project modify [OPTIONS] PROJECT
```

## Options

**-n, --name** <name>

**Required** The new name of the project

## Arguments

### PROJECT

Required argument

### show

Show the details of a single project

PROJECT: The id or name of the project to show

```
inmanta-cli project show [OPTIONS] PROJECT
```

## Arguments

### PROJECT

Required argument

### token

Subcommand to manage access tokens

```
inmanta-cli token [OPTIONS] COMMAND [ARGS]...
```

### bootstrap

Generate a bootstrap token that provides access to everything. This token is only valid for 3600 seconds.

```
inmanta-cli token bootstrap [OPTIONS]
```

### create

Create a new token for an environment for the specified client types

```
inmanta-cli token create [OPTIONS]
```

## Options

**-e, --environment** <environment>

**Required** The environment to use.

**--api**

Add client\_type api to the token.

**--compiler**

Add client\_type compiler to the token.

**--agent**

Add client\_type agent to the token.



## version

Subcommand to manage versions

```
inmanta-cli version [OPTIONS] COMMAND [ARGS]...
```

## list

List versions in an environment

```
inmanta-cli version list [OPTIONS]
```

## Options

**-e, --environment** <environment>  
**Required** The environment to use

## release

Release the specified version of the configuration model for deployment.

VERSION: Version of the model to release

```
inmanta-cli version release [OPTIONS] VERSION
```

## Options

**-e, --environment** <environment>  
**Required** The environment to use

**-p, --push**  
Push the version to the deployment agents

**--full**  
Make the agents execute a full deploy instead of an incremental deploy. Should be used together with the `-push` option

## Arguments

**VERSION**  
Required argument

## report

Get a report about a version, describing the involved resources, agents and actions

```
inmanta-cli version report [OPTIONS]
```

## Options

- e, --environment** <environment>  
**Required** The environment to use
- i, --version** <version>  
**Required** The version to create a report from
- l**  
Show a detailed version of the report

## 10.2 Configuration Reference

This document lists all options for the inmanta server and inmanta agent.

The options are listed per config section.

### 10.2.1 agent\_rest\_transport

#### host

**Type**

str

**Default**

localhost

IP address or hostname of the server

#### max-clients

**Type**

optional int

**Default**

None

The maximum number of simultaneous connections that can be open in parallel

#### port

**Type**

int

**Default**

8888

Server port

#### request-timeout

**Type**

int

**Default**

120

The time before a request times out in seconds

#### ssl

**Type**

Boolean value, represented as any of true, false, on, off, yes, no, 1, 0. (Case-insensitive)

**Default**

False

Connect using SSL?

**ssl-ca-cert-file****Type**

optional str

**Default**

None

CA cert file used to validate the server certificate against

**token****Type**

optional str

**Default**

None

The bearer token to use to connect to the API

## 10.2.2 client\_rest\_transport

**host****Type**

str

**Default**

localhost

IP address or hostname of the server

**max-clients****Type**

optional int

**Default**

None

The maximum number of simultaneous connections that can be open in parallel

**port****Type**

int

**Default**

8888

Server port

**request-timeout****Type**

int

**Default**

120

The time before a request times out in seconds

## ssl

### Type

Boolean value, represented as any of true, false, on, off, yes, no, 1, 0. (Case-insensitive)

### Default

False

Connect using SSL?

## ssl-ca-cert-file

### Type

optional str

### Default

None

CA cert file used to validate the server certificate against

## token

### Type

optional str

### Default

None

The bearer token to use to connect to the API

## 10.2.3 cmdline\_rest\_transport

### host

#### Type

str

#### Default

localhost

IP address or hostname of the server

### max-clients

#### Type

optional int

#### Default

None

The maximum number of simultaneous connections that can be open in parallel

### port

#### Type

int

#### Default

8888

Server port

### request-timeout

#### Type

int

**Default**

120

The time before a request times out in seconds

**ssl****Type**

Boolean value, represented as any of true, false, on, off, yes, no, 1, 0. (Case-insensitive)

**Default**

False

Connect using SSL?

**ssl-ca-cert-file****Type**

optional str

**Default**

None

CA cert file used to validate the server certificate against

**token****Type**

optional str

**Default**

None

The bearer token to use to connect to the API

## 10.2.4 compiler

**cache****Type**

Boolean value, represented as any of true, false, on, off, yes, no, 1, 0. (Case-insensitive)

**Default**

True

Enables the caching of compiled files.

**dataflow-graphic-enable****Type**

Boolean value, represented as any of true, false, on, off, yes, no, 1, 0. (Case-insensitive)

**Default**

False

Enables graphic visualization of the data flow in the model. Requires the `datatrace_enable` option. Requires `graphviz`.

**datatrace-enable****Type**

Boolean value, represented as any of true, false, on, off, yes, no, 1, 0. (Case-insensitive)

**Default**

False

Enables the experimental `datatrace` application on top of the compiler. The application should help in identifying the cause of compilation errors during the development process.

### **export-compile-data**

**Type**

Boolean value, represented as any of true, false, on, off, yes, no, 1, 0. (Case-insensitive)

**Default**

False

Export structured json containing compile data such as occurred errors.

### **export-compile-data-file**

**Type**

str

**Default**

compile\_data.json

File to export compile data to. If omitted compile\_data.json is used.

## **10.2.5 compiler\_rest\_transport**

### **host**

**Type**

str

**Default**

localhost

IP address or hostname of the server

### **max-clients**

**Type**

optional int

**Default**

None

The maximum number of simultaneous connections that can be open in parallel

### **port**

**Type**

int

**Default**

8888

Server port

### **request-timeout**

**Type**

int

**Default**

120

The time before a request times out in seconds

### **ssl**

**Type**

Boolean value, represented as any of true, false, on, off, yes, no, 1, 0. (Case-insensitive)

**Default**

False

Connect using SSL?

**ssl-ca-cert-file****Type**

optional str

**Default**

None

CA cert file used to validate the server certificate against

**token****Type**

optional str

**Default**

None

The bearer token to use to connect to the API

## 10.2.6 config

**agent-deploy-interval****Type**

Time, the number of seconds represented as an integer value or a cron-like expression

**Default**

0

Either the number of seconds between two (incremental) deployment runs of the agent or a cron-like expression. If a cron-like expression is specified, a deploy will be run following a cron-like time-to-run specification, interpreted in UTC. The expected format is *[sec] min hour dom month dow [year]* ( If only 6 values are provided, they are interpreted as *min hour dom month dow year*). A deploy will be requested at the scheduled time. Note that if a cron expression is used the 'agent\_deploy\_splay\_time' setting will be ignored. Set this to 0 to disable the scheduled deploy runs.

**agent-deploy-splay-time****Type**

Time, the number of seconds represented as an integer value

**Default**

600

The splaytime added to the agent-deploy-interval. Set this to 0 to disable the splaytime.

At startup the agent will choose a random number between 0 and agent-deploy-splay-time. It will wait this number of second before performing the first deployment run. Each subsequent repair deployment will start agent-deploy-interval seconds after the previous one.

**agent-get-resource-backoff****Type**

float

**Default**

3

This is a load management feature. It ensures that the agent will not pull resources from the inmanta server `<agent-get-resource-backoff>*<duration-last-pull-in-seconds>` seconds after the last time the agent pulled resources from the server. Setting this option too low may result in a high load on the Inmanta server. Setting it too high may result in long deployment times.

#### **agent-interval**

**Type**

Time, the number of seconds represented as an integer value

**Default**

600

[DEPRECATED] The run interval of the agent. Every run-interval seconds, the agent will check the current state of its resources against to desired state model

#### **agent-map**

**Type**

List of comma-separated key=value pairs

**Default**

None

By default the agent assumes that all agent names map to the host on which the process is executed. With the agent map it can be mapped to other hosts. This value consists of a list of key/value pairs. The key is the name of the agent and the format of the value is described in `std:AgentConfig`. When the configuration option `config.use_autostart_agent_map` is set to true, this option will be ignored.

example: `iaas_openstack=localhost,vm1=192.16.13.2`

#### **agent-names**

**Type**

List of comma-separated values

**Default**

`$node-name`

Names of the agents this instance should deploy configuration for. When the configuration option `config.use_autostart_agent_map` is set to true, this option will be ignored.

#### **agent-reconnect-delay**

**Type**

int

**Default**

5

Time to wait after a failed heartbeat message. DO NOT SET TO 0

#### **agent-repair-interval**

**Type**

Time, the number of seconds represented as an integer value or a cron-like expression

**Default**

600

Either the number of seconds between two repair runs (full deploy) of the agent or a cron-like expression. If a cron-like expression is specified, a repair will be run following a cron-like time-to-run specification, interpreted in UTC. The expected format is `[sec] min hour dom month dow [year]` ( If only 6 values are provided, they are interpreted as `min hour dom month dow year`). A repair will be requested at the scheduled time. Note that if a cron expression is used the 'agent\_repair\_splay\_time' setting will be ignored. Setting this to 0 to disable the scheduled repair runs.



**agent-repair-splay-time****Type**

Time, the number of seconds represented as an integer value

**Default**

600

The splaytime added to the agent-repair-interval. Set this to 0 to disable the splaytime.

At startup the agent will choose a random number between 0 and agent-repair-splay-time. It will wait this number of second before performing the first repair run. Each subsequent repair deployment will start agent-repair-interval seconds after the previous one. This option is ignored and a splay of 0 is used if 'agent\_repair\_interval' is a cron expression

**agent-splay****Type**

Time, the number of seconds represented as an integer value

**Default**

600

[DEPRECATED] The splaytime added to the runinterval. Set this to 0 to disable splaytime. At startup the agent will choose a random number between 0 and "agent\_splay. It will wait this number of second before performing the first deploy. Each subsequent deploy will start agent-interval seconds after the previous one.

**environment****Type**

optional uuid

**Default**

None

The environment this model is associated with

**export****Type**

List of comma-separated values

**Default**

The list of exporters to use. This option is ignored when the `--export-plugin` option is used.

**feature-file****Type**

optional str

**Default**

None

The loacation of the inmanta feature file.

**log-dir****Type**

str

**Default**

/var/log/inmanta

The directory where the resource action log is stored and the logs of auto-started agents.

#### **node-name**

**Type**

str

**Default**

socket.gethostname()

Force the hostname of this machine to a specific value

#### **server-timeout**

**Type**

Time, the number of seconds represented as an integer value

**Default**

125

Amount of time to wait for a response from the server before we try to reconnect, must be larger than server.agent-hold

#### **state-dir**

**Type**

str

**Default**

/var/lib/inmanta

The directory where the server stores its state

#### **use-autostart-agent-map**

**Type**

Boolean value, represented as any of true, false, on, off, yes, no, 1, 0. (Case-insensitive)

**Default**

False

If this option is set to true, the agent-map of this agent will be set the the autostart\_agent\_map configured on the server. The agent\_map will be kept up-to-date automatically.

## **10.2.7 database**

#### **connection-pool-max-size**

**Type**

int

**Default**

70

Max number of connections in the pool

#### **connection-pool-min-size**

**Type**

int

**Default**

10

Number of connections the pool will be initialized with

**connection-timeout**

**Type**  
float

**Default**  
60

Connection timeout in seconds

**host**

**Type**  
str

**Default**  
localhost

Hostname or IP of the postgresql server

**name**

**Type**  
str

**Default**  
inmanta

The name of the database on the postgresql server

**password**

**Type**  
str

**Default**  
None

The password that belong to the database user

**port**

**Type**  
int

**Default**  
5432

The port of the postgresql server

**username**

**Type**  
str

**Default**  
postgres

The username to access the database in the PostgreSQL server

**wait-time**

**Type**  
Time, the number of seconds represented as an integer value

**Default**  
0

For how long the server should wait for the DB to be up before starting. If set to 0, the server won't wait for the DB. If set to a negative value, the server will wait forever.

## 10.2.8 deploy

### environment

**Type**  
optional str

**Default**  
deploy

The environment name to use in the deploy

### project

**Type**  
optional str

**Default**  
deploy

The project name to use in the deploy

## 10.2.9 influxdb

### host

**Type**  
str

**Default**

Hostname or IP of the influxdb server to send reports to

### interval

**Type**  
int

**Default**  
30

Interval with which to report to influxdb

### name

**Type**  
str

**Default**  
inmanta

The name of the database on the influxdb server

### password

**Type**  
str

**Default**  
None

The password that belong to the influxdb user

**port****Type**

int

**Default**

8086

The port of the influxdb server

**tags****Type**

List of comma-separated key=value pairs

**Default**

a dict of tags to attach to all influxdb records in the form tag=value,tag=value

**username****Type**

str

**Default**

None

The username to access the database in the influxdb server

## 10.2.10 server

**access-control-allow-origin****Type**

optional str

**Default**

None

Configures the Access-Control-Allow-Origin setting of the http server. Defaults to not sending an Access-Control-Allow-Origin header.

**agent-hold****Type**

Time, the number of seconds represented as an integer value

**Default***server.agent-timeout* \*3/4

Maximal time the server will hold an agent heartbeat call

**agent-process-purge-interval****Type**

Time, the number of seconds represented as an integer value

**Default**

3600

The number of seconds between two purges of old and expired agent processes. Set to zero to disable the cleanup. see *server.agent-processes-to-keep*

**agent-processes-to-keep****Type**

int

**Default**

5

Keep this amount of expired agent processes for a certain hostname

**agent-timeout**

**Type**

Time, the number of seconds represented as an integer value

**Default**

30

Time before an agent is considered to be offline

**auth**

**Type**

Boolean value, represented as any of true, false, on, off, yes, no, 1, 0. (Case-insensitive)

**Default**

False

Enable authentication on the server API

**auth-method**

**Type**

str

**Default**

oidc

The authentication method to use: oidc or database

**auto-recompile-wait**

**Type**

Time, the number of seconds represented as an integer value

**Default**

10

DEPRECATED: The number of seconds to wait before the server may attempt to do a new recompile. Recompiles are triggered after facts updates for example.

**bind-address**

**Type**

List of comma-separated values

**Default**

127.0.0.1

A list of addresses on which the server will listen for connections. If this option is set, the `server_rest_transport.port` option is ignored.

**bind-port**

**Type**

int

**Default**

8888

The port on which the server will listen for connections. If this option is set, the `server_rest_transport.port` option is ignored.

**cleanup-compiler-reports-interval****Type**

Time, the number of seconds represented as an integer value

**Default**

3600

Number of seconds between old compile report cleanups. see [server.compiler-report-retention](#)

**compiler-report-retention****Type**

Time, the number of seconds represented as an integer value

**Default**

604800

The server regularly cleans up old compiler reports. This options specifies the number of seconds to keep old compiler reports for. The default is seven days.

**enabled-extensions****Type**

List of comma-separated values

**Default**

Built-in mutable sequence.

If no argument is given, the constructor creates a new empty list. The argument must be an iterable if specified.

A list of extensions the server must load. Core is always loaded.If an extension listed in this list is not available, the server will refuse to start.

**fact-expire****Type**

Time, the number of seconds represented as an integer value

**Default**

3600

After how many seconds will discovered facts/parameters expire.

**fact-renew****Type**

time; < [server.fact-expire](#)

**Default**

[server.fact-expire](#) /3

After how many seconds will discovered facts/parameters be renewed? This value needs to be lower than fact-expire

**fact-resource-block****Type**

Time, the number of seconds represented as an integer value

**Default**

60

Minimal time between subsequent requests for the same fact

### **purge-resource-action-logs-interval**

**Type**

Time, the number of seconds represented as an integer value

**Default**

3600

The number of seconds between resource-action log purging

### **purge-versions-interval**

**Type**

Time, the number of seconds represented as an integer value

**Default**

3600

The number of seconds between version purging, see [available\\_versions\\_to\\_keep](#).

### **resource-action-log-prefix**

**Type**

str

**Default**

resource-actions-

File prefix in log-dir, containing the resource-action logs. The after the prefix the environment uuid and .log is added

### **server-address**

**Type**

str

**Default**

localhost

The public ip address of the server. This is required for example to inject the inmanta agent in virtual machines at boot time.

### **ssl-ca-cert-file**

**Type**

optional str

**Default**

None

The CA cert file required to validate the server ssl cert. This setting is used by the server to correctly configure the compiler and agents that the server starts itself. If not set and SSL is enabled, the server cert should be verifiable with the CAs installed in the OS.

### **ssl-cert-file**

**Type**

optional str

**Default**

None

SSL certificate file for the server key. Leave blank to disable SSL

### **ssl-key-file**

**Type**

optional str



**Default**

None

Server private key to use for this server Leave blank to disable SSL

**tz-aware-timestamps****Type**

Boolean value, represented as any of true, false, on, off, yes, no, 1, 0. (Case-insensitive)

**Default**

True

Whether the server should return timezone aware timestamps. If False, the server will serialize timestamps in a time zone naive way (in implicit UTC). If True, timestamps are serialized as time zone aware objects.

**wait-after-param****Type**

Time, the number of seconds represented as an integer value

**Default**

5

Time to wait before recompile after new paramters have been received

## 10.2.11 server\_rest\_transport

**port****Type**

int

**Default**

8888

[DEPRECATED USE *server.bind-port*] The port on which the server listens for connections

## 10.2.12 unknown\_handler

**default****Type**

str

**Default**

prune-agent

default method to handle unknown values

## 10.2.13 web-ui

**console-enabled****Type**

Boolean value, represented as any of true, false, on, off, yes, no, 1, 0. (Case-insensitive)

**Default**

True

Whether the server should host the web-console or not

#### **console-path**

**Type**

str

**Default**

/usr/share/inmanta/web-console

The path on the local file system where the web-console can be found

#### **features**

**Type**

List of comma-separated values

**Default**

A list of features that should be enabled in the web console.

#### **oidc-auth-url**

**Type**

str

**Default**

None

The auth url of the OpenID Connect server to use.

#### **oidc-client-id**

**Type**

str

**Default**

None

The OpenID Connect client id configured for this application.

#### **oidc-realm**

**Type**

str

**Default**

inmanta

The realm to use for OpenID Connect authentication.

## **10.3 Environment Settings Reference**

This document lists all settings that can be set per environment. These changes are made through the API, the web-console or the CLI tool.

The supported settings are:

#### **agent\_trigger\_method\_on\_auto\_deploy**

**Type**

enum: push\_incremental\_deploy, push\_full\_deploy

**Default**

push\_incremental\_deploy

The agent trigger method to use when push\_on\_auto\_deploy is enabled

**auto\_deploy****Type**

bool

**Default**

True

When this boolean is set to true, the orchestrator will automatically release a new version that was compiled by the orchestrator itself.

**auto\_full\_compile****Type**

str

**Default**

\*,

Periodically run a full compile following a cron-like time-to-run specification interpreted in UTC with format *[sec] min hour dom month dow [year]* (If only 6 values are provided, they are interpreted as *min hour dom month dow year*). A compile will be requested at the scheduled time. The actual compilation may have to wait in the compile queue for some time, depending on the size of the queue and the RECOMPILE\_BACKOFF environment setting. This setting has no effect when server\_compile is disabled.

**autostart\_agent\_deploy\_interval****Type**

str

**Default**

600

The deployment interval of the autostarted agents. Can be specified as a number of seconds or as a cron-like expression. See also: [config.agent-deploy-interval](#)

**autostart\_agent\_deploy\_splay\_time****Type**

int

**Default**

10

The splay time on the deployment interval of the autostarted agents. See also: [config.agent-deploy-splay-time](#)

**autostart\_agent\_map****Type**

dict

**Default**

{'internal': 'local:'}

A dict with key the name of agents that should be automatically started. The value is either an empty string or an agent map string. See also: [config.agent-map](#)

**autostart\_agent\_repair\_interval****Type**

str

**Default**

86400

The repair interval of the autostarted agents. Can be specified as a number of seconds or as a cron-like expression. See also: [config.agent-repair-interval](#)

#### **autostart\_agent\_repair\_splay\_time**

**Type**  
int

**Default**  
600

The splay time on the repair interval of the autostarted agents. See also: [config.agent-repair-splay-time](#)

#### **autostart\_on\_start**

**Type**  
bool

**Default**  
True

Automatically start agents when the server starts instead of only just in time.

#### **available\_versions\_to\_keep**

**Type**  
int

**Default**  
100

The number of versions to keep stored in the database, excluding the latest released version.

#### **environment\_agent\_trigger\_method**

**Type**  
enum: push\_incremental\_deploy, push\_full\_deploy

**Default**  
push\_incremental\_deploy

The agent trigger method to use when no specific method is specified in the API call. This determines the behavior of the 'Promote' button. For auto deploy, `agent_trigger_method_on_auto_deploy` is used.

#### **environment\_metrics\_retention**

**Type**  
int

**Default**  
8760

The number of hours that environment metrics have to be retained before they are cleaned up. Default=8760 hours (1 year). Set to 0 to disable automatic cleanups.

#### **notification\_retention**

**Type**  
int

**Default**  
365

The number of days to retain notifications for

#### **protected\_environment**

**Type**  
bool

**Default**  
False

When set to true, this environment cannot be cleared or deleted.

#### **push\_on\_auto\_deploy**

**Type**  
bool

**Default**  
True

Push a new version when it has been autodeployed.

#### **recompile\_backoff**

**Type**  
positive\_float

**Default**  
0.1

The number of seconds to wait before the server may attempt to do a new recompile. Recompiles are triggered after facts updates for example.

#### **resource\_action\_logs\_retention**

**Type**  
int

**Default**  
7

The number of days to retain resource-action logs

#### **server\_compile**

**Type**  
bool

**Default**  
True

Allow the server to compile the configuration model.

## 10.4 Compiler Configuration Reference

### 10.4.1 project.yml

Inside any project the compiler expects a `project.yml` file that defines metadata about the project, the location to store modules, repositories where to find modules and possibly specific versions of modules.

For basic usage information, see [Project creation guide](#).

The `project.yml` file defines the following settings:

```
class inmanta.module.ProjectMetadata(* , requires: list[str] = [], name: str, description: str | None =
None, freeze_recursive: bool = False, freeze_operator: str =
'~=', author: str | None = None, author_email: NameEmail |
None = None, license: str | None = None, copyright: str | None
= None, modulepath: list[str] = [], repo: list[ModuleRepoInfo]
= [], downloadpath: str | None = None, install_mode:
InstallMode = InstallMode.release, relation_precedence_policy:
list[str] = [], strict_deps_check: bool = True,
agent_install_dependency_modules: bool = True, pip:
ProjectPipConfig = ProjectPipConfig(index_url=None,
extra_index_url=[], pre=None, use_system_config=False))
```

## Parameters

- **name** – The name of the project.
- **description** – (Optional) An optional description of the project
- **author** – (Optional) The author of the project
- **author\_email** – (Optional) The contact email address of author
- **license** – (Optional) License the project is released under
- **copyright** – (Optional) Copyright holder name and date.
- **modulepath** – (Optional) This value is a list of paths where Inmanta should search for modules.
- **downloadpath** – (Optional) This value determines the path where Inmanta should download modules from repositories. This path is not automatically included in the modulepath!
- **install\_mode** – (Optional) [DEPRECATED] This key was used to determine what version of a module should be selected when a module is downloaded. For more information see [InstallMode](#). This should now be set via the `pre` option of the `pip` section.
- **repo** – (Optional) A list (a yaml list) of repositories where Inmanta can find modules. Inmanta tries each repository in the order they appear in the list. Each element of this list requires a `type` and a `url` field. The `type` field can have the following values:
  - `git`: When the type is set to `git`, the `url` field should contain a template of the Git repo URL. Inmanta creates the git repo url by formatting `{}` or `{0}` with the name of the module. If no formatter is present it appends the name of the module to the URL.
  - `package`: [DEPRECATED] Setting up pip indexes should be done via the `index_urls` option of the `pip` section. Refer to the [migration guide](#) for more information.The old syntax, which only defines a Git URL per list entry is maintained for backward compatibility.
- **requires** – (Optional) This key can contain a list (a yaml list) of version constraints for modules used in this project. Similar to the module, version constraints are defined using [PEP440 syntax](#).
- **freeze\_recursive** – (Optional) This key determines if the freeze command will behave recursively or not. If `freeze_recursive` is set to `false` or not set, the current version of all modules imported directly in the `main.cf` file will be set in `project.yml`. If it is set to `true`, the versions of all modules used in this project will be set in `project.yml`.
- **freeze\_operator** – (Optional) This key determines the comparison operator used by the freeze command. Valid values are `[==, ~=, >=]`. *Default is `'~='`*
- **relation\_precedence\_policy** – [EXPERIMENTAL FEATURE] A list of rules that indicate the order in which the compiler should freeze lists. The following syntax should be used to specify a rule `<first-type>.<relation-name> before <then-type>.<relation-name>`. With this rule in place, the compiler will first freeze `first-type.relation-name` and only then `then-type.relation-name`.
- **strict\_deps\_check** – Determines whether the compiler or inmanta tools that install/update module dependencies, should check the virtual environment for version conflicts in a strict way or not. A strict check means that all transitive dependencies will be checked for version conflicts and that any violation will result in an error. When a non-strict check is done, only version conflicts in a direct dependency will result in an error. All other violations will only result in a warning message.

- **agent\_install\_dependency\_modules** – [DEPRECATED] If true, when a module declares Python dependencies on other (v2) modules, the agent will install these dependency modules with pip. This option should only be enabled if the agent is configured with the appropriate pip related environment variables. The option allows to an extent for inter-module dependencies within handler code, even if the dependency module doesn't have any handlers that would otherwise be considered relevant for this agent. Care should still be taken when you use inter-module imports. The current code loading mechanism does not explicitly order reloads. A general guideline is to use qualified imports where you can (import the module rather than objects from the module). When this is not feasible, you should be aware of [Python's reload semantics](#) and take this into account when making changes to handler code. Another caveat is that if the dependency module does contain code that is relevant for the agent, it will be loaded like any other handler code and it will be this code that is imported by any dependent modules (though depending on the load order the very first import may use the version installed by pip). If at some point this dependency module's handlers cease to be relevant for this agent, its code will remain stale. Therefore this feature should not be depended on in transient scenarios like this.
- **pip** – A configuration section that holds information about the pip configuration that should be taken into account when installing Python packages (See: [inmanta.module.ProjectPipConfig](#) for more details).

```
class inmanta.module.ProjectPipConfig(*, index_url: str | None = None, extra_index_url:
    Sequence[str] = [], pre: bool | None = None,
    use_system_config: bool = False)
```

#### Parameters

- **index\_url** – one pip index url for this project.
- **extra\_index\_url** – additional pip index urls for this project. This is generally only recommended if all configured indexes are under full control of the end user to protect against dependency confusion attacks. See the [pip install documentation](#) and [PEP 708 \(draft\)](#) for more information.
- **pre** – allow pre-releases when installing Python packages, i.e. pip -pre. If null, behaves like false unless pip.use-system-config=true, in which case system config is respected.
- **use\_system\_config** – defaults to false. When true, sets the pip's index url, extra index urls and pre according to the respective settings outlined above but otherwise respect any pip environment variables and/or config in the pip config file, including any extra-index-urls.

If no indexes are configured in pip.index-url/pip.extra-index-url, this option falls back to pip's default behavior, meaning it uses the pip index url from the environment, the config file, or PyPi, in that order.

For development, it is recommended to set this option to false, both for portability (and related compatibility with tools like pytest-inmanta-lsm) and for security (dependency confusion attacks could affect users that aren't aware that inmanta installs Python packages).

See the [section](#) about setting up pip index for more information.

The code snippet below provides an example of a complete project.yml file:

```
name: quickstart
description: A quickstart project that installs a drupal website.
author: Inmanta
author_email: code@inmanta.com
license: Apache 2.0
copyright: Inmanta (2021)
modulepath: libs
```

(continues on next page)

```
downloadpath: libs
install_mode: release
repo:
  - url: https://github.com/inmanta/
    type: git
requires:
  - apache ~= 0.5.2
  - drupal ~= 0.7.3
  - exec ~= 1.1.4
  - ip ~= 1.2.1
  - mysql ~= 0.6.2
  - net ~= 1.0.5
  - php ~= 0.3.1
  - redhat ~= 0.9.2
  - std ~= 3.0.2
  - web ~= 0.3.3
  - yum ~= 0.6.2
freeze_recursive: true
freeze_operator: ~=
pip:
  index-url: https://pypi.org/simple/
  extra-index-url: []
  pre: false
  use-system-config: false
```

## Configure pip index

This section explains how to configure a project-wide pip index. This index will be used to download v2 modules and v1 modules' dependencies. By default, a project created using the *Project creation guide* is configured to install packages from <https://pypi.org/simple/>. The *ProjectPipConfig* section of the `project.yml` file offers options to configure this behaviour. Some of these options are detailed below:

### pip.use-system-config

This option determines the isolation level of the project's pip config. When `false` (the default), any pip config set on the system through pip config files is ignored, the `PIP_INDEX_URL`, `PIP_EXTRA_INDEX_URL` and `PIP_PRE` environment variables are ignored, and pip will only look for packages in the index(es) defined in the `project.yml`. When `true`, the orchestrator will use the system's pip configuration for the pip-related settings except when explicitly overridden in the `project.yml` (See below for more details).

Setting this to `false` is generally recommended, especially during development, both for portability (achieving consistent behavior regardless of the system it runs on, which is important for reproductive testing on developer machines, easy compatibility with Inmanta pytest extensions, and consistency between compiler and agents) and for security (the isolation reduces the risk of dependency confusion attacks).

Setting this to `true` will have the following consequences:

- If no index is set in the `project.yml` file i.e. both `index-url` and `extra-index-url` are unset, then Pip's default search behaviour will be used: environment variables, pip config files and then PyPi (in that order).
- If `index-url` is set, this value will be used over any index defined in the system's environment variables or pip config files.
- If `extra-index-url` is set, these indexes will be used in addition to any extra index defined in the system's environment variables or pip config files, and passed to pip as extra indexes.
- If `pre` is set, it will supersede pip's `pre` option set by the `PIP_PRE` environment variable or in pip



config file. When true, pre-release versions are allowed when installing v2 modules or v1 modules' dependencies.

- Auto-started agents live on the same host as the server, and so they will share the pip config at the system level.

**Warning:** `use-system-config = true` should only be used if the pip configuration is fully managed at the system level and secure for each component of the orchestrator.

## Example scenario

### 1) During development

Using a single pip index isolated from any system config is the recommended approach. The `pre=true` option allows pip to use pre-release versions, e.g. when testing dev versions of modules published to the dev index. Here is an example of a dev config:

```
pip:
  index-url: https://my_repo.secure.example.com/repository/dev
  extra-index-url: []
  pre: true
  use-system-config: false
```

### 2) In production

Using a single pip index is still the recommended approach, and the use of pre-release versions should be disabled. For a portable project (recommended), disable `use-system-config` and set `index-url` to the secure internal repo e.g.:

```
pip:
  index-url: https://my_repo.secure.example.com/repository/inmanta-production
  pre: false
  use-system-config: false
```

If you prefer to manage the pip configuration at the system level, use `use-system-config: true` e.g.:

```
pip:
  pre: false
  use-system-config: true
```

**Note:** Any pip config set explicitly in the project config will always take precedence over the system config. For more details see [pip.use-system-config](#).

Pip-related settings that are not supported by the project config are not overridden.

To use a setting from the system's pip configuration without overriding it, leave the corresponding option unset in the `project.yml` file.

**Note:** Set up authentication towards the index using netrc. See this [section](#) for more information.

## Migrate to project-wide pip config

This section is a migration guide for upgrading to `inmanta-service-orchestrator 7.0.0` or `inmanta 2024.0`. `inmanta-core 11.0.0` introduced new options to configure pip settings for the whole project in a centralized way. For detailed information, see [here](#). The following code sample can be used as a baseline in the `project.yml` file:

```
pip:
  index-url: https://my_repo.secure.example.com/repository/inmanta-production
  pre: false
  use-system-config: false
```

Alternatively, if you prefer to manage the pip config at the system level, refer to this [section](#).

All the v2 module sources currently set in a `repo` section of the `project.yml` with type `package` should also be duplicated in the `pip.index-url` (and `pip.extra-index-url` if more than one index is being used).

If you want to allow pre-releases for v2 modules and other Python packages, set `pip.pre = true` in the project config file. This used to be controlled by the `InstallMode` set at the project level or at a module level.

Make sure the agents have access to the index(es) configured at the project level.

Run a full compile after upgrading in order to export the project pip config to the server, so that it is available for agents. This will ensure that the agents follow the pip config defined in the project. For reference, prior to `inmanta-core 11.0.0`, the agents were always using their respective system's pip config.

### Breaking changes:

- Indexes defined through the `repo` option with type `package` will be ignored.
- Dependencies for v1 modules will now be installed according to the pip config in the project configuration file, while they previously always used the system's pip config.
- The agent will follow the pip configuration defined in the `project.yml`.
- `PIP_PRE` is now ignored unless `use-system-config` is set.
- Allowing the installation of pre-release versions for v2 modules through the `InstallMode` is no longer supported. Use the `project.yml pip.pre` section instead.

### Changes relative to `inmanta-2023.4 (OSS)`:

- `pip.use_config_file` is refactored into `pip.use-system-config`.
- An error is now raised if `pip.use-system-config` is false and no "primary" index is set through `pip.index-url`.
- Pip environment variables are no longer ignored when `pip.use-system-config` is true and the corresponding option from the `project.yml` is unset.

## 10.4.2 Module metadata files

The metadata of a V1 module is present in the `module.yml` file. V2 modules keep their metadata in the `setup.cfg` file. Below sections describe each of these metadata files.

### module.yml

Inside any V1 module the compiler expects a `module.yml` file that defines metadata about the module.

The `module.yml` file defines the following settings:

```
class inmanta.module.ModuleMetadata(*, name: str, description: str | None = None, freeze_recursive:
    bool = False, freeze_operator: str = '~=', version: str, license:
    str, deprecated: bool | None = None)
```

The code snippet below provides an example of a complete `module.yml` file:

```
name: openstack
description: A module to manage networks, routers, virtual machine, etc. on an
↔Openstack cluster.
version: 3.7.1
license: Apache 2.0
compiler_version: 2020.2
requires:
- ip
- net
- platform
- ssh
- std
freeze_recursive: false
freeze_operator: ~=
```

### setup.cfg

Inside any V2 module the compiler expects a `setup.cfg` file that defines metadata about the module.

The code snippet below provides an example of a complete `setup.cfg` file:

```
[metadata]
name = inmanta-module-openstack
description = A module to manage networks, routers, virtual machine, etc. on an
↔Openstack cluster.
version = 3.7.1
license = Apache 2.0
compiler_version = 2020.2
freeze_recursive = false
freeze_operator = ~=

[options]
install_requires =
    inmanta-modules-ip
    inmanta-modules-net
    inmanta-modules-platform
    inmanta-modules-ssh
    inmanta-modules-std
```

## 10.5 Programmatic API reference

This page describes parts of inmanta code base that provide a stable API that could be used from modules or extensions.

**Warning:** Only those parts explicitly mentioned here are part of the API. They provide a stable interface. Other parts of the containing modules provide no such guarantees.

### 10.5.1 Constants

```
class inmanta.const.LogLevel(value, names=None, *, module=None, qualname=None, type=None,
                             start=1, boundary=None)
```

Bases: str, Enum

Log levels used for various parts of the inmanta orchestrator.

```
CRITICAL = 'CRITICAL'
```

```
DEBUG = 'DEBUG'
```

```
ERROR = 'ERROR'
```

```
INFO = 'INFO'
```

```
TRACE = 'TRACE'
```

```
WARNING = 'WARNING'
```

```
property to_int: int
```

```
class inmanta.const.ResourceAction(value, names=None, *, module=None, qualname=None,
                                   type=None, start=1, boundary=None)
```

Bases: str, Enum

Enumeration of all resource actions.

```
deploy = 'deploy'
```

```
dryrun = 'dryrun'
```

```
getfact = 'getfact'
```

```
other = 'other'
```

```
pull = 'pull'
```

```
push = 'push'
```

```
store = 'store'
```

## 10.5.2 Compiler exceptions

**class** `inmanta.ast.CompilerException(msg: str)`

Bases: `Exception`, `Exportable`

Base class for exceptions generated by the compiler

**class** `inmanta.parser.ParserException(location: Location, value: object, msg: str | None = None)`

Bases: `CompilerException`

Exception occurring during the parsing of the code

**class** `inmanta.ast.RuntimeException(stmt: Locatable | None, msg: str)`

Bases: `CompilerException`

Baseclass for exceptions raised by the compiler after parsing is complete.

**class** `inmanta.ast.ExternalException(stmt: Locatable | None, msg: str, cause: Exception)`

Bases: `RuntimeException`

When a plugin call produces an exception that is not a `RuntimeException`, it is wrapped in an `ExternalException` to make it conform to the expected interface

**class** `inmanta.ast.ExplicitPluginException(stmt: Locatable | None, msg: str, cause: PluginException)`

Bases: `ExternalException`

Base exception for wrapping an explicit `inmanta.plugins.PluginException` raised from a plugin call.

## 10.5.3 Plugins

**class** `inmanta.plugins.Context(resolver: Resolver, queue: QueueScheduler, owner: FunctionCall, plugin: Plugin, result: ResultVariable)`

An instance of this class is used to pass context to the plugin

**get\_client()** → `Client`

**get\_compiler()** → `Compiler`

**get\_data\_dir()** → `str`

Get the path to the data dir (and create if it does not exist yet)

**get\_environment\_id()** → `str`

**get\_queue\_scheduler()** → `QueueScheduler`

**get\_resolver()** → `Resolver`

**get\_sync\_client()** → `SyncClient`

**get\_type(name: LocatableString)** → `Type`

Get a type from the configuration model.

**run\_sync(function: Callable[[], Awaitable[T]], timeout: int = 5)** → `T`

Execute the async function and return its result. This method uses this thread's current (not running) event loop if there is one, otherwise it creates a new one. The main use for this function is to use the inmanta internal rpc to communicate with the server.

### Parameters

- **function** – The async function to execute. This function should return a yieldable object.
- **timeout** – A timeout for the async function.

**Returns**

The result of the async call.

**Raises**

**ConnectionRefusedError** – When the function timeouts this exception is raised.

`inmanta.plugins.plugin(function: Callable | None = None, commands: list[str] | None = None, emits_statements: bool = False, allow_unknown: bool = False) → Callable`

Python decorator to register functions with inmanta as plugin

**Parameters**

- **function** – The function to register with inmanta. This is the first argument when it is used as decorator.
- **commands** – A list of command paths that need to be available. Inmanta raises an exception when the command is not available.
- **emits\_statements** – Set to true if this plugin emits new statements that the compiler should execute. This is only required for complex plugins such as integrating a template engine.
- **allow\_unknown** – Set to true if this plugin accepts Unknown values as valid input.

`class inmanta.plugins.PluginException(message: str)`

Base class for custom exceptions raised from a plugin.

`class inmanta.plugins.PluginMeta(name: str, bases: tuple[type, ...], dct: dict[str, object])`

Bases: type

A metaclass that keeps track of concrete plugin subclasses. This class is responsible for all plugin registration.

`classmethod add_function(plugin_class: type[Plugin]) → None`

Add a function plugin class

`classmethod clear(inmanta_module: str | None = None) → None`

Clears registered plugin functions.

**Parameters**

**inmanta\_module** – Clear plugin functions for a specific inmanta module. If omitted, clears all registered plugin functions.

`classmethod get_functions() → dict[str, Type[Plugin]]`

Get all functions that are registered

## 10.5.4 Resources

`inmanta.resources.resource(name: str, id_attribute: str, agent: str)`

A decorator that registers a new resource. The decorator must be applied to classes that inherit from [Resource](#)

**Parameters**

- **name** – The name of the entity in the configuration model it creates a resources from. For example `std:File`
- **id\_attribute** – The attribute of *this* resource that uniquely identifies a resource on an agent. This attribute can be mapped.
- **agent** – This string indicates how the agent of this resource is determined. This string points to an attribute, but it can navigate relations (this value cannot be mapped). For example, the agent argument could be `host.name`

**class** `inmanta.resources.Resource(_id: Id)`

Plugins should inherit resource from this class so a resource from a model can be serialized and deserialized.

Such as class is registered when the `resource()` decorator is used. Each class needs to indicate the fields the resource will have with a class field named “fields”. A metaclass merges all fields lists from the class itself and all superclasses. If a field it not available directly in the model object the serializer will look for static methods in the class with the name “get\_\$\$fieldname”.

**clone**(\*\*kwargs: Any) → T

Create a clone of this resource. The given kwargs can be used to override attributes.

**Returns**

The cloned resource

**class** `inmanta.resources.PurgeableResource(_id: Id)`

See `std::PurgeableResource` for more information.

**class** `inmanta.resources.ManagedResource(_id: Id)`

See `std::ManagedResource` for more information.

**class** `inmanta.resources.IgnoreResourceException`

Throw this exception when a resource should not be included by the exported. Typically resources use this to indicate that they are not managed by the orchestrator.

**class** `inmanta.resources.Id(entity_type: str, agent_name: str, attribute: str, attribute_value: str, version: int = 0)`

A unique id that identifies a resource that is managed by an agent

**classmethod** `parse_id(resource_id: ResourceVersionIdStr | ResourceIdStr, version: int | None = None) → Id`

Parse the resource id and return the type, the hostname and the resource identifier.

**Parameters**

**version** – If provided, the version field of the returned Id will be set to this version.

**resource\_str**() → ResourceIdStr

**String representation for this resource id with the following format:**

`<type>[<agent>,<attribute>=<value>]` - type: The resource type, as defined in the configuration model. For example `std::File`. - agent: The agent responsible for this resource. - attribute: The key attribute that uniquely identifies this resource on the agent - value: The corresponding value for this key attribute.

**Returns**

Returns a `inmanta.data.model.ResourceIdStr`

**class** `inmanta.execute.util.Unknown(source: object)`

An instance of this class is used to indicate that this value can not be determined yet.

**Parameters**

**source** – The source object that can determine the value

## 10.5.5 Handlers

`inmanta.agent.handler.cache`(*func*: *T\_FUNC* | *None* = *None*, *ignore*: *list[str]* = [], *timeout*: *int* = 5000, *for\_version*: *bool* = *True*, *cache\_none*: *bool* = *True*, *cacheNone*: *bool* | *None* = *None*, *call\_on\_delete*: *Callable[[Any], None]* | *None* = *None*) → *T\_FUNC* | *Callable[[T\_FUNC], T\_FUNC]*

decorator for methods in resource handlers to provide caching

this decorator works similar to memoization: when the decorate method is called, its return value is cached, for subsequent calls, the cached value is used instead of the actual value

The name of the method + the arguments of the method form the cache key

If an argument named `version` is present and `for_version` is `True`, the cache entry is flushed after this version has been deployed. If an argument named `resource` is present, it is assumed to be a resource and its ID is used, without the version information

### Parameters

- **timeout** – the number of second this cache entry should live
- **for\_version** – if true, this value is evicted from the cache when this deploy is ready
- **ignore** – a list of argument names that should not be part of the cache key
- **cache\_none** – cache returned none values
- **call\_on\_delete** – A callback function that is called when the value is removed from the cache, with the value as argument.

`inmanta.agent.handler.provider`(*resource\_type*: *str*, *name*: *str*) → *None*

A decorator that registers a new handler.

### Parameters

- **resource\_type** – The type of the resource this handler is responsible for. For example, `std::File`
- **name** – A name to reference this provider.

`class inmanta.agent.handler.SkipResource`

Bases: `Exception`

A handler should raise this exception when a resource should be skipped. The resource will be marked as skipped instead of failed.

`class inmanta.agent.handler.ResourcePurged`

If the `read_resource()` method raises this exception, the agent will mark the current state of the resource as purged.

`class inmanta.agent.handler.HandlerContext`(*resource*: `Resource`, *dry\_run*: *bool* = *False*, *action\_id*: *UUID* | *None* = *None*, *logger*: *Logger* | *None* = *None*)

Context passed to handler methods for state related “things”

`add_change`(*name*: *str*, *desired*: *object*, *current*: *object* = *None*) → *None*

Report a change of a field. This field is added to the set of updated fields

### Parameters

- **name** – The name of the field that was updated
- **desired** – The desired value to which the field was updated (or should be updated)
- **current** – The value of the field before it was updated



**add\_changes**(\*\*kwargs: BaseModel | UUID | bool | int | float | datetime | str) → None

Report a list of changes at once as kwargs

#### Parameters

- **key** – The name of the field that was updated. This field is also added to the set of updated fields
- **value** – The desired value of the field.

To report the previous value of the field, use the `add_change` method

**fields\_updated**(fields: str) → None

Report that fields have been updated

**is\_dry\_run**() → bool

Is this a dryrun?

**set\_fact**(fact\_id: str, value: str, expires: bool = True) → None

Send a fact to the Inmanta server.

#### Parameters

- **fact\_id** – The name of the fact.
- **value** – The actual value of the fact.
- **expires** – Whether this fact expires or not.

**set\_status**(status: ResourceState) → None

Set the status of the handler operation.

**update\_changes**(changes: dict[str, AttributeStateChange]) → None

**update\_changes**(changes: dict[str, dict[str, BaseModel | UUID | bool | int | float | datetime | str | None]]) → None

**update\_changes**(changes: dict[str, tuple[BaseModel | UUID | bool | int | float | datetime | str, BaseModel | UUID | bool | int | float | datetime | str]]) → None

Update the changes list with changes

#### Parameters

**changes** – This should be a dict with a value a dict containing “current” and “desired” keys

**class** `inmanta.agent.handler.ResourceHandler`(agent: `inmanta.agent.agent.AgentInstance`, io: `IOBase` | `None` = `None`)

A class that handles resources.

**\_abc\_impl** = `<_abc._abc_data object>`

**\_diff**(current: `TResource`, desired: `TResource`) → dict[str, dict[str, Any]]

Calculate the diff between the current and desired resource state.

#### Parameters

- **current** – The current state of the resource
- **desired** – The desired state of the resource

#### Returns

A dict with key the name of the field and value another dict with “current” and “desired” as keys for fields that require changes.

**check\_facts**(ctx: `HandlerContext`, resource: `TResource`) → dict[str, object]

This method is called by the agent to query for facts. It runs `pre()` and `post()`. This method calls `facts()` to do the actual querying.

#### Parameters

- **ctx** – Context object to report changes and logs to the agent and server.
- **resource** – The resource to query facts for.

**Returns**

A dict with fact names as keys and facts values.

**check\_resource**(*ctx*: [HandlerContext](#), *resource*: *TResource*) → *TResource*

Check the current state of a resource

**Parameters**

- **ctx** – Context object to report changes and logs to the agent and server.
- **resource** – The resource to check the current state of.

**Returns**

A resource to represents the current state. Use the [clone\(\)](#) to create clone of the given resource that can be modified.

**do\_changes**(*ctx*: [HandlerContext](#), *resource*: *TResource*, *changes*: *Mapping[str, Mapping[str, object]]*) → *None*

Do the changes required to bring the resource on this system in the state of the given resource.

**Parameters**

- **ctx** – Context object to report changes and logs to the agent and server.
- **resource** – The resource to check the current state of.
- **changes** – The changes that need to occur as reported by [list\\_changes\(\)](#)

**execute**(*ctx*: [HandlerContext](#), *resource*: *TResource*, *dry\_run*: *bool = False*) → *None*

Enforce a resource’s intent and inform the handler context of any relevant changes (e.g. set deployed status, report attribute changes). Called only when all of its dependencies have successfully deployed.

**Parameters**

- **ctx** – Context object to report changes and logs to the agent and server.
- **resource** – The resource to deploy.
- **dry\_run** – If set to true, the intent is not enforced, only the set of changes it would bring is computed.

**list\_changes**(*ctx*: [HandlerContext](#), *resource*: *TResource*) → *dict[str, dict[str, Any]]*

Returns the changes required to bring the resource on this system in the state described in the resource entry. This method calls [check\\_resource\(\)](#)

**Parameters**

- **ctx** – Context object to report changes and logs to the agent and server.
- **resource** – The resource to check the current state of.

**Returns**

A dict with key the name of the field and value another dict with “current” and “desired” as keys for fields that require changes.

**class** `inmanta.agent.handler.CRUDHandler`(*agent*: *inmanta.agent.agent.AgentInstance*, *io*: *IOBase | None = None*)

This handler base class requires CRUD methods to be implemented: create, read, update and delete. Such a handler only works on purgeable resources.

**available**(*resource*: *TResource*) → *bool*

Kept for backwards compatibility, new handler implementations should never override this.

**Parameters**

**resource** – Resource for which to check whether this handler is available.

**calculate\_diff**(*ctx*: `HandlerContext`, *current*: `TPurgeableResource`, *desired*: `TPurgeableResource`) → `dict[str, dict[str, Any]]`

Calculate the diff between the current and desired resource state.

#### Parameters

- **ctx** – Context can be used to get values discovered in the read method. For example, the id used in API calls. This context should also be used to let the handler know what changes were made to the resource.
- **current** – The current state of the resource
- **desired** – The desired state of the resource

#### Returns

A dict with key the name of the field and value another dict with “current” and “desired” as keys for fields that require changes.

**can\_reload**() → `bool`

Can this handler reload?

#### Returns

Return true if this handler needs to reload on requires changes.

**check\_facts**(*ctx*: `HandlerContext`, *resource*: `TResource`) → `dict[str, object]`

This method is called by the agent to query for facts. It runs `pre()` and `post()`. This method calls `facts()` to do the actual querying.

#### Parameters

- **ctx** – Context object to report changes and logs to the agent and server.
- **resource** – The resource to query facts for.

#### Returns

A dict with fact names as keys and facts values.

**check\_resource**(*ctx*: `HandlerContext`, *resource*: `TResource`) → `TResource`

Check the current state of a resource

#### Parameters

- **ctx** – Context object to report changes and logs to the agent and server.
- **resource** – The resource to check the current state of.

#### Returns

A resource to represents the current state. Use the `clone()` to create clone of the given resource that can be modified.

**close**() → `None`

Override this method to implement custom logic called by the agent on handler deactivation. i.e. when the instantiated handler will no longer be used by the agent.

**create\_resource**(*ctx*: `HandlerContext`, *resource*: `TPurgeableResource`) → `None`

This method is called by the handler when the resource should be created.

#### Parameters

- **context** – Context can be used to get values discovered in the read method. For example, the id used in API calls. This context should also be used to let the handler know what changes were made to the resource.
- **resource** – The desired resource state.

**delete\_resource**(*ctx*: [HandlerContext](#), *resource*: [TPurgeableResource](#)) → None

This method is called by the handler when the resource should be deleted.

#### Parameters

- **ctx** – Context can be used to get values discovered in the read method. For example, the id used in API calls. This context should also be used to let the handler know what changes were made to the resource.
- **resource** – The desired resource state.

**deploy**(*ctx*: [HandlerContext](#), *resource*: [TResource](#), *requires*: [Mapping\[ResourceIdStr, ResourceState\]](#)) → None

Main entrypoint of the handler that will be called by the agent to deploy a resource on the server. The agent calls this method for a given resource as soon as all its dependencies (*requires* relation) are ready. It is always called, even when one of the dependencies failed to deploy.

Takes appropriate action based on the state of its dependencies. Calls *execute* iff the handler should actually execute, i.e. enforce the intent represented by the resource. A handler may choose not to proceed to this execution stage, e.g. when one of the resource's dependencies failed.

#### Parameters

- **ctx** – Context object to report changes and logs to the agent and server.
- **resource** – The resource to deploy
- **requires** – A dictionary mapping the resource id of each dependency of the given resource to its resource state.

**do\_changes**(*ctx*: [HandlerContext](#), *resource*: [TResource](#), *changes*: [Mapping\[str, Mapping\[str, object\]\]](#)) → None

Do the changes required to bring the resource on this system in the state of the given resource.

#### Parameters

- **ctx** – Context object to report changes and logs to the agent and server.
- **resource** – The resource to check the current state of.
- **changes** – The changes that need to occur as reported by [list\\_changes\(\)](#)

**do\_reload**(*ctx*: [HandlerContext](#), *resource*: [TResource](#)) → None

Perform a reload of this resource.

#### Parameters

- **ctx** – Context object to report changes and logs to the agent and server.
- **resource** – The resource to reload.

**execute**(*ctx*: [HandlerContext](#), *resource*: [TPurgeableResource](#), *dry\_run*: *bool = False*) → None

Enforce a resource's intent and inform the handler context of any relevant changes (e.g. set deployed status, report attribute changes). Called only when all of its dependencies have successfully deployed.

#### Parameters

- **ctx** – Context object to report changes and logs to the agent and server.
- **resource** – The resource to deploy.
- **dry\_run** – If set to true, the intent is not enforced, only the set of changes it would bring is computed.

**facts**(*ctx*: [HandlerContext](#), *resource*: [TResource](#)) → dict[str, object]

Override this method to implement fact querying. A queried fact can be reported back in two different ways: either via the return value of this method or by adding the fact to the [HandlerContext](#) via the [set\\_fact\(\)](#) method. [pre\(\)](#) and [post\(\)](#) are called before and after this method.

**Parameters**

- **ctx** – Context object to report changes, logs and facts to the agent and server.
- **resource** – The resource to query facts for.

**Returns**

A dict with fact names as keys and facts values.

**get\_client()** → SessionClient

Get the client instance that identifies itself with the agent session.

**Returns**

A client that is associated with the session of the agent that executes this handler.

**get\_file(hash\_id: str)** → bytes | None

Retrieve a file from the fileserver identified with the given id.

**Parameters**

**hash\_id** – The id of the content/file to retrieve from the server.

**Returns**

The content in the form of a bytestring or none is the content does not exist.

**list\_changes(ctx: HandlerContext, resource: TResource)** → dict[str, dict[str, Any]]

Returns the changes required to bring the resource on this system in the state described in the resource entry. This method calls `check_resource()`

**Parameters**

- **ctx** – Context object to report changes and logs to the agent and server.
- **resource** – The resource to check the current state of.

**Returns**

A dict with key the name of the field and value another dict with “current” and “desired” as keys for fields that require changes.

**post(ctx: HandlerContext, resource: TResource)** → None

Method executed after a handler operation. Override this method to run after an operation.

**Parameters**

- **ctx** – Context object to report changes and logs to the agent and server.
- **resource** – The resource being handled.

**pre(ctx: HandlerContext, resource: TResource)** → None

Method executed before a handler operation (Facts, dryrun, real deployment, ...) is executed. Override this method to run before an operation.

**Parameters**

- **ctx** – Context object to report changes and logs to the agent and server.
- **resource** – The resource being handled.

**read\_resource(ctx: HandlerContext, resource: TPurgeableResource)** → None

This method reads the current state of the resource. It provides a copy of the resource that should be deployed, the method implementation should modify the attributes of this resource to the current state.

**Parameters**

- **ctx** – Context can be used to pass value discovered in the read method to the CUD methods. For example, the id used in API calls
- **resource** – A clone of the desired resource state. The read method need to set values on this object.

**Raises**

- ***SkipResource*** – Raise this exception when the handler should skip this resource
- ***ResourcePurged*** – Raise this exception when the resource does not exist yet.

**run\_sync**(*func*: Callable[[], Awaitable[T]]) → T

Run the given async function on the ioloop of the agent. It will block the current thread until the future resolves.

**Parameters**

**func** – A function that returns a yieldable future.

**Returns**

The result of the async function.

**set\_cache**(*cache*: AgentCache) → None

The agent calls this method when it has deemed this handler suitable for a given resource. This cache will be used for methods decorated with @cache.

**Parameters**

**cache** – The AgentCache to use.

**stat\_file**(*hash\_id*: str) → bool

Check if a file exists on the server.

**Parameters**

**hash\_id** – The id of the file on the server. The convention is the use the sha1sum of the content as id.

**Returns**

True if the file is available on the server.

**update\_resource**(*ctx*: HandlerContext, *changes*: dict[str, dict[str, Any]], *resource*: TPurgeableResource) → None

This method is called by the handler when the resource should be updated.

**Parameters**

- **ctx** – Context can be used to get values discovered in the read method. For example, the id used in API calls. This context should also be used to let the handler know what changes were made to the resource.
- **changes** – A map of resource attributes that should be changed. Each value is a tuple with the current and the desired value.
- **resource** – The desired resource state.

**upload\_file**(*hash\_id*: str, *content*: bytes) → None

Upload a file to the server

**Parameters**

- **hash\_id** – The id to identify the content. The convention is to use the sha1sum of the content to identify it.
- **content** – A byte string with the content

**class** inmanta.agent.io.local.LocalIO(*uri*: str, *config*: Dict[str, str | None])

This class provides handler IO methods

This class is part of the stable API.

**chmod**(*path*: str, *permissions*: str) → None

Change the permissions

**Parameters**

- **path** (*str*) – The path of the file or directory to change the permission of.

- **permissions** (*str*) – An octal string with the permission to set.

**chown**(*path: str, user: str | None = None, group: str | None = None*) → None

Change the ownership of a file.

**Parameters**

- **path** (*str*) – The path of the file or directory to change the ownership of.
- **user** (*str*) – The user to change to
- **group** (*str*) – The group to change to

**close**() → None

Close any resources

**file\_exists**(*path: str*) → bool

Check if a given file exists

**Parameters**

**path** (*str*) – The path to check if it exists.

**Returns**

Returns true if the file exists

**Return type**

bool

**file\_stat**(*path: str*) → *Dict*[str, int | str]

Do a stat call on a file

**Parameters**

**path** (*str*) – The file or direct to stat

**Returns**

A dict with the owner, group and permissions of the given path

**Return type**

dict[str, str]

**hash\_file**(*path: str*) → str

Return the sha1sum of the file at path

**Parameters**

**path** (*str*) – The path of the file to hash the content of

**Returns**

The sha1sum in a hex string

**Return type**

str

**is\_remote**() → bool

Are operation executed remote

**Returns**

Returns true if the io operations are remote.

**Return type**

bool

**is\_symlink**(*path: str*) → bool

Is the given path a symlink

**Parameters**

**path** (*str*) – The path of the symlink

**Returns**

Returns true if the given path points to a symlink

**Return type**

str

**mkdir**(*path: str*) → None

Create a directory

**Parameters**

**path** (*str*) – Create this directory. The parent needs to exist.

**put**(*path: str, content: str*) → None

Put the given content at the given path

**Parameters**

- **path** (*str*) – The location where to write the file
- **content** (*bytes*) – The binarystring content to write to the file.

**read**(*path: str*) → str

Read in the file in path and return its content as string

**Parameters**

**path** (*str*) – The path of the file to read.

**Returns**

The string content of the file

**Return type**

string

**read\_binary**(*path: str*) → bytes

Read in the file in path and return its content as a bytestring

**Parameters**

**path** (*str*) – The path of the file to read.

**Returns**

The byte content of the file

**Return type**

bytes

**readlink**(*path: str*) → str

Return the target of the path

**Parameters**

**path** (*str*) – The symlink to get the target for.

**Returns**

The target of the symlink

**Return type**

str

**remove**(*path: str*) → None

Remove a file

**Parameters**

**path** (*str*) – The path of the file to remove.

**rmdir**(*path: str*) → None

Remove a directory

**Parameters**

**path** (*str*) – The directory to remove



**run**(*command*: str, *arguments*: List[str] = [], *env*: Dict[str, str] | None = None, *cwd*: str | None = None, *timeout*: int | None = None) → Tuple[str, str, int]

Execute a command with the given argument and return the result

#### Parameters

- **command** (str) – The command to execute.
- **arguments** (list) – The arguments of the command
- **env** (dict) – A dictionary with environment variables.
- **cwd** (str) – The working dir to execute the command in.
- **timeout** (int) – The timeout for this command. This parameter is ignored if the command is executed remotely with a python 2 interpreter.

#### Returns

A tuple with (stdout, stderr, returncode)

#### Return type

tuple

**symlink**(*source*: str, *target*: str) → None

Symlink source to target

#### Parameters

- **source** (str) – Create a symlink of this path to target
- **target** (str) – The path of the symlink to create

## 10.5.6 Export

@inmanta.export.**dependency\_manager**(*function*: Callable[[dict[str, Entity], dict[Id, Resource]], None]) → None

Register a function that manages dependencies in the configuration model that will be deployed.

## 10.5.7 Attributes

**class** inmanta.ast.attribute.**Attribute**(*entity*: Entity, *value\_type*: Type, *name*: str, *location*: Location, *multi*: bool = False, *nullable*: bool = False)

The attribute base class for entity attributes.

#### Parameters

**entity** – The entity this attribute belongs to

**get\_type**() → Type

Get the type of this attribute.

**property type**: Type

Get the type of this attribute.

**validate**(*value*: object) → None

Validate a value that is going to be assigned to this attribute. Raises a *inmanta.ast.RuntimeException* if validation fails.

**class** inmanta.ast.attribute.**RelationAttribute**(*entity*: Entity, *value\_type*: Type, *name*: str, *location*: Location)

Bases: *Attribute*

An attribute that is a relation

## 10.5.8 Modules

```
class inmanta.module.InstallMode(value, names=None, *, module=None, qualname=None, type=None,
                                start=1, boundary=None)
```

Bases: `str`, `Enum`

The module install mode determines what version of a module should be selected when a module is downloaded.

**master = 'master'**

For V1 modules: Use the module's master branch. For V2 modules: Equivalent to `InstallMode.prerelease`

**prerelease = 'prerelease'**

Similar to `InstallMode.release` but prerelease versions are allowed as well.

**release = 'release'**

Only use a released version that is compatible with the current compiler and any version constraints defined in the `requires` lists for the project or any other modules (see `ProjectMetadata`, `ModuleV1Metadata` and `ModuleV2Metadata`).

**A module is considered released in the following situations:**

- **For V1 modules: There is a tag on a commit. This tag is a valid, pep440 compliant version identifier and it's not a prerelease version.**
- **For V2 modules: The python package was published on a Python package repository, the version identifier is pep440 compliant and is not a prerelease version.**

```
inmanta.module.INSTALL_OPTS: list[str] = ['release', 'prerelease', 'master']
```

List of possible module install modes, kept for backwards compatibility. New code should use `InstallMode` instead.

```
class inmanta.module.InvalidModuleException(msg: str)
```

This exception is raised if a module is invalid.

```
class inmanta.module.InvalidMetadata(msg: str, validation_error: ValidationError | None = None)
```

This exception is raised if the metadata file of a project or module is invalid.

```
class inmanta.module.ModuleLike(path: str)
```

Bases: `ABC`, `Generic[Metadata]`

Commons superclass for projects and modules, which are both versioned by git

**Variables**

**name** – The name for this module like instance, in the context of the Inmanta DSL.

```
abstract classmethod from_path(path: str) → ModuleLike | None
```

Get a concrete module like instance from a path. Returns `None` when no project or module is present at the given path.

```
property metadata: Metadata
```

```
class inmanta.module.Module(project: Project | None, path: str)
```

Bases: `ModuleLike[ModuleMetadata]`, `ABC`

This class models an inmanta configuration module

```
abstract classmethod from_path(path: str) → Module | None
```

Get a concrete module like instance from a path. Returns `None` when no project or module is present at the given path.

**get\_plugin\_files()** → Iterator[tuple[Path, ModuleName]]

Returns a tuple (absolute\_path, fq\_mod\_name) of all python files in this module.

**unload()** → None

Unloads this module instance from the project, the registered plugins and the loaded Python modules.

**inmanta.module.ModuleName = inmanta.module.ModuleName**

NewType creates simple unique types with almost zero runtime overhead.

NewType(name, tp) is considered a subtype of tp by static type checkers. At runtime, NewType(name, tp) returns a dummy callable that simply returns its argument.

Usage:

```

UserId = NewType('UserId', int)

def name_by_id(user_id: UserId) -> str:
    ...

UserId('user')           # Fails type check

name_by_id(42)           # Fails type check
name_by_id(UserId(42))  # OK

num = UserId(5) + 1     # type: int

```

**class inmanta.module.ModuleV1**(project: Project | None, path: str)

Bases: *Module*[ModuleV1Metadata], ModuleLikeWithYmlMetadataFile

**classmethod from\_path**(path: str) → TModule | None

Get a concrete module like instance from a path. Returns None when no project or module is present at the given path.

**class inmanta.module.ModuleV2**(project: Project | None, path: str, is\_editable\_install: bool = False, installed\_version: Version | None = None)

Bases: *Module*[ModuleV2Metadata]

**classmethod from\_path**(path: str) → TModule | None

Get a concrete module like instance from a path. Returns None when no project or module is present at the given path.

**is\_editable()** → bool

Returns True iff this module has been installed in editable mode.

**class inmanta.module.ModuleSource**

Bases: Generic[TModule]

**get\_installed\_module**(project: Project | None, module\_name: str) → TModule | None

Returns a module object for a module if it is installed.

#### Parameters

- **project** – The project associated with the module.
- **module\_name** – The name of the module.

**class inmanta.module.ModuleV2Source**(urls: Sequence[str] = [])

Bases: *ModuleSource*[ModuleV2]

**inmanta.module.Path = inmanta.module.Path**

NewType creates simple unique types with almost zero runtime overhead.

NewType(name, tp) is considered a subtype of tp by static type checkers. At runtime, NewType(name, tp) returns a dummy callable that simply returns its argument.

Usage:

```

UserId = NewType('UserId', int)

def name_by_id(user_id: UserId) -> str:
    ...

UserId('user')           # Fails type check

name_by_id(42)           # Fails type check
name_by_id(UserId(42))  # OK

num = UserId(5) + 1     # type: int

```

**class** `inmanta.loader.PluginModuleFinder`(*modulepaths: list[str]*)

Bases: `MetaPathFinder`

Custom module finder which handles V1 Inmanta modules. V2 modules are handled using the standard Python finder. This finder is stored as the last entry in `meta_path`, as such that the default Python Finders detect V2 modules first.

**classmethod** `reset()` → None

Remove the `PluginModuleFinder` from `sys.meta_path`.

`inmanta.loader.unload_inmanta_plugins`(*inmanta\_module: str | None = None*) → None

Unloads Python modules associated with inmanta modules (*inmanta\_plugins* submodules).

#### Parameters

**inmanta\_module** – Unload the Python modules for a specific inmanta module. If omitted, unloads the Python modules for all inmanta modules.

## 10.5.9 Project

**class** `inmanta.module.Project`(*path: str, autostd: bool = True, main\_file: str = 'main.cf', venv\_path: str | VirtualEnv | None = None, attach\_cf\_cache: bool = True, strict\_deps\_check: bool | None = None*)

Bases: `ModuleLike[ProjectMetadata]`, `ModuleLikeWithYmlMetadataFile`

An inmanta project

#### Variables

- **modules** – The collection of loaded modules for this project.
- **module\_source** – The v2 module source for this project.

**classmethod** `get`(*main\_file: str = 'main.cf', strict\_deps\_check: bool | None = None*) → `Project`

Get the instance of the project

**install\_modules**(*\*, bypass\_module\_cache: bool = False, update\_dependencies: bool = False*) → None

Installs all modules, both v1 and v2.

#### Parameters

- **bypass\_module\_cache** – Fetch the module data from disk even if a cache entry exists.
- **update\_dependencies** – Update all Python dependencies (recursive) to their latest versions.

**load**(*install: bool = False*) → None

Load this project's AST and plugins.

**Parameters**

**install** – Whether to install the project’s modules before attempting to load it.

**classmethod set**(*project*: [Project](#), \*, *clean*: *bool = True*) → None

Set the instance of the project.

**Parameters**

**clean** – Clean up all side effects of any previously loaded projects. Clears the registered plugins and loaded Python plugins packages.

**class** `inmanta.module.ProjectNotFoundException`(*msg*: *str*)

Bases: [CompilerException](#)

This exception is raised when inmanta is unable to find a valid project

## 10.5.10 Python Environment

`inmanta.env.mock_process_env`(\*, *python\_path*: *str | None = None*, *env\_path*: *str | None = None*) → None

Overrides the process environment information. This forcefully sets the environment that is recognized as the outer Python environment. This function should only be called when a Python environment has been set up dynamically and this environment should be treated as if this process was spawned from it, and even then with great care.

**Parameters**

- **python\_path** – The path to the python binary. Only one of *python\_path* and *env\_path* should be set.
- **env\_path** – The path to the python environment directory. Only one of *python\_path* and *env\_path* should be set.

**class** `inmanta.env.VirtualEnv`(*env\_path*: *str*)

Creates and uses a virtual environment for this process. This virtualenv inherits from the previously active one.

**init\_env**() → None

Initialize the virtual environment.

**use\_virtual\_env**() → None

Activate the virtual environment.

## 10.5.11 Variables

**class** `inmanta.ast.variables.Reference`(*name*: [LocatableString](#))

This class represents a reference to a value

**Variables**

**name** – The name of the Reference as a string.

**name**

## 10.5.12 Typing

The `inmanta.ast.type` module contains a representation of inmanta types, as well as validation logic for those types.

### **class** `inmanta.ast.type.Type`

This class is the abstract base class for all types in the Inmanta *DSL* that represent basic data. These are types that are not relations. Instances of subclasses represent a type in the Inmanta language.

**get\_base\_type()** → *Type*

Returns the base type for this type, i.e. the plain type without modifiers such as expressed by `[]` and `?` in the *DSL*.

**is\_primitive()** → bool

Returns true iff this type is a primitive type, i.e. number, string, bool.

**type\_string()** → str | None

Returns the type string as expressed in the Inmanta *DSL*, if this type can be expressed in the *DSL*. Otherwise returns None.

**validate(value: object | None)** → bool

Validate the given value to check if it satisfies the constraints associated with this type. Returns true iff validation succeeds, otherwise raises a `inmanta.ast.RuntimeException`.

**with\_base\_type(base\_type: Type)** → *Type*

Returns the type formed by replacing this type's base type with the supplied type.

### **class** `inmanta.ast.type.NullableType(element_type: Type)`

Bases: *Type*

Represents a nullable type in the Inmanta *DSL*. For example `NullableType(Number())` represents `number?`.

### **class** `inmanta.ast.type.Primitive`

Bases: *Type*

Abstract base class representing primitive types.

**cast(value: object | None)** → object

Cast a value to this type. If the value can not be cast, raises a `inmanta.ast.RuntimeException`.

### **class** `inmanta.ast.type.Number`

Bases: *Primitive*

This class represents an integer or a float in the configuration model.

### **class** `inmanta.ast.type.Integer`

Bases: *Number*

An instance of this class represents the int type in the configuration model.

### **class** `inmanta.ast.type.Bool`

Bases: *Primitive*

This class represents a simple boolean that can hold true or false.

### **class** `inmanta.ast.type.String`

Bases: *Primitive*

This class represents a string type in the configuration model.

### **class** `inmanta.ast.type.Union(types: List[Type])`

Bases: *Type*

Instances of this class represent a union of multiple types.

**class** `inmanta.ast.type.Literal`Bases: *Union*

Instances of this class represent a literal in the configuration model. A literal is a primitive or a list or dict where all values are literals themselves.

**class** `inmanta.ast.type.List`Bases: *Type*

Instances of this class represent a list type containing any types of values. This class refers to the list type used in plugin annotations. For the list type in the Inmanta DSL, see *LiteralList*.

**class** `inmanta.ast.type.TypedList`(*element\_type: Type*)Bases: *List*

Instances of this class represent a list type containing any values of type *element\_type*. For example *TypedList(Number())* represents *number[]*.

**class** `inmanta.ast.type.LiteralList`Bases: *TypedList*

Instances of this class represent a list type containing only *Literal* values. This is the *list* type in the *DSL*

**class** `inmanta.ast.type.Dict`Bases: *Type*

Instances of this class represent a dict type with any types of values.

**class** `inmanta.ast.type.TypedDict`(*element\_type: Type*)Bases: *Dict*

Instances of this class represent a dict type containing only values of type *element\_type*.

**class** `inmanta.ast.type.LiteralDict`Bases: *TypedDict*

Instances of this class represent a dict type containing only *Literal* values. This is the *dict* type in the *DSL*

**class** `inmanta.ast.type.ConstraintType`(*namespace: Namespace, name: str*)Bases: *NamedType*

A type that is based on a primitive type but defines additional constraints on this type. These constraints only apply on the value of the type.

**inmanta.ast.type.TYPES**

Maps Inmanta *DSL* types to their internal representation. For each key, value pair, *value.type\_string()* is guaranteed to return key.

---

**Note:** The type classes themselves do not represent inmanta types, their instances do. For example, the type representation for the inmanta type *number* is *Number()*, not *Number*.

---

### 10.5.13 Protocol

**class** `inmanta.protocol.common.Result`(*code: int = 0, result: dict[str, Any] | None = None*)

A result of a method call

**code**

The result code of the method call.

**property result:** `dict[str, Any] | None`

## 10.5.14 Data

**Warning:** In contrast to the rest of this section, the data API interface is subject to change. It is documented here because it is currently the only available API to interact with the data framework. A restructure of the data framework is expected at some point. Until then, this API should be considered unstable.

`inmanta.data.TBaseDocument` : `typing.TypeVar`

TypeVar with BaseDocument bound.

**class** `inmanta.data.BaseDocument`(*from\_postgres: bool = False, \*\*kwargs: object*)

A base document in the database. Subclasses of this document determine collections names. This type is mainly used to bundle query methods and generate validate and query methods for optimized DB access. This is not a full ODM.

Fields are modelled using type annotations similar to protocol and pydantic. The following is supported:

- Attributes are defined at class level with type annotations
- Attributes do not need a default value. When no default is provided, they are marked as required.
- When a value does not have to be set: either a default value or making it optional can be used. When a field is optional without a default value, none will be set as default value so that the field is available.
- Fields that should be ignored, can be added to `__ignore_fields__`. This attribute is a tuple of strings
- Fields that are part of the primary key should be added to the `__primary_key__` attributes. This attribute is a tuple of strings.

**async classmethod** `get_by_id`(*doc\_id: UUID, connection: Connection | None = None*) → `TBaseDocument | None`

Get a specific document based on its ID

### Returns

An instance of this class with its fields filled from the database.

**async classmethod** `get_list`(*\*, order\_by\_column: str | None = None, order: str | None = None, limit: int | None = None, offset: int | None = None, no\_obj: bool | None = None, lock: RowLockMode | None = None, connection: Connection | None = None, \*\*query: object*) → `list[TBaseDocument]`

Get a list of documents matching the filter args

**class** `inmanta.data.Compile`(*from\_postgres: bool = False, \*\*kwargs: object*)

Bases: `BaseDocument`

A run of the compiler

### Parameters

- **environment** – The environment this resource is defined in
- **requested** – Time the compile was requested
- **started** – Time the compile started
- **completed** – Time to compile was completed
- **do\_export** – should this compiler perform an export
- **force\_update** – should this compile definitely update
- **metadata** – exporter metadata to be passed to the compiler
- **requested\_environment\_variables** – environment variables requested to be passed to the compiler



- **mergeable\_environment\_variables** – environment variables to be passed to the compiler. These env vars can be compacted over multiple compiles. If multiple values are compacted, they will be joined using spaces.
- **used\_environment\_variables** – environment variables passed to the compiler, None before the compile is started
- **success** – was the compile successful
- **handled** – were all registered handlers executed?
- **version** – version exported by this compile
- **remote\_id** – id as given by the requestor, used by the requestor to distinguish between different requests
- **compile\_data** – json data as exported by compiling with the `-export-compile-data` parameter
- **substitute\_compile\_id** – id of this compile’s substitute compile, i.e. the compile request that is similar to this one that actually got compiled.
- **partial** – True if the compile only contains the entities/resources for the resource sets that should be updated
- **removed\_resource\_sets** – indicates the resource sets that should be removed from the model
- **exporter\_plugin** – Specific exporter plugin to use
- **notify\_failed\_compile** – if true use the notification service to notify that a compile has failed. By default, notifications are enabled only for exporting compiles.
- **failed\_compile\_message** – Optional message to use when a notification for a failed compile is created
- **soft\_delete** – Prevents deletion of resources in `removed_resource_sets` if they are being exported.

**async classmethod** `get_substitute_by_id(compile_id: UUID, connection: Connection | None = None) → Compile | None`

Get a compile’s substitute compile if it exists, otherwise get the compile by id.

#### Parameters

**compile\_id** – The id of the compile for which to get the substitute compile.

#### Returns

The compile object for compile c2 that is the substitute of compile c1 with the given id. If c1 does not have a substitute, returns c1 itself.

`to_dto()` → `CompileRun`

**class** `inmanta.data.ConfigurationModel(**kwargs: object)`

Bases: `BaseDocument`

A specific version of the configuration model.

#### Parameters

- **version** – The version of the configuration model, represented by a unix timestamp.
- **environment** – The environment this configuration model is defined in
- **date** – The date this configuration model was created
- **partial\_base** – If this version was calculated from a partial export, the version the partial was applied on.
- **released** – Is this model released and available for deployment?

- **deployed** – Is this model deployed?
- **result** – The result of the deployment. Success or error.
- **version\_info** – Version metadata
- **total** – The total number of resources
- **is\_suitable\_for\_partial\_compiles** – This boolean indicates whether the model can later on be updated using a partial compile. In other words, the value is True iff no cross resource set dependencies exist between the resources.

```
async classmethod get_versions(environment: UUID, start: int = 0, limit: int = 100000,
                               connection: Connection | None = None) →
    list[ConfigurationModel]
```

Get all versions for an environment ordered descending

```
class inmanta.data.Environment(from_postgres: bool = False, **kwargs: object)
```

Bases: *BaseDocument*

A deployment environment of a project

#### Parameters

- **id** – A unique, machine generated id
- **name** – The name of the deployment environment.
- **project** – The project this environment belongs to.
- **repo\_url** – The repository url that contains the configuration model code for this environment.
- **repo\_branch** – The repository branch that contains the configuration model code for this environment.
- **settings** – Key/value settings for this environment. This dictionary does not necessarily contain a key for every environment setting known by the server. This is done for backwards compatibility reasons. When a setting was renamed, we need to determine whether the old or the new setting has to be taken into account. The logic to decide that is the following:
  - When the name of the new setting is present in this settings dictionary or when the name of the old setting is not present in the settings dictionary, use the new setting.
  - Otherwise, use the setting with the old name.
- **last\_version** – The last version number that was reserved for this environment
- **description** – The description of the environment
- **icon** – An icon for the environment

```
class inmanta.data.Report(from_postgres: bool = False, **kwargs: object)
```

Bases: *BaseDocument*

A report of a substep of compilation

#### Parameters

- **started** – when the substep started
- **completed** – when it ended
- **command** – the command that was executed
- **name** – The name of this step
- **errstream** – what was reported on system err
- **outstream** – what was reported on system out

```
class inmanta.data.Resource(from_postgres: bool = False, **kwargs: object)
```

Bases: [BaseDocument](#)

A specific version of a resource. This entity contains the desired state of a resource.

#### Parameters

- **environment** – The environment this resource version is defined in
- **rid** – The id of the resource and its version
- **resource** – The resource for which this defines the state
- **model** – The configuration model (versioned) this resource state is associated with
- **attributes** – The state of this version of the resource
- **attribute\_hash** – hash of the attributes, excluding requires, provides and version, used to determine if a resource describes the same state across versions
- **resource\_id\_value** – The attribute value from the resource id

```
async classmethod get_resources_for_version(environment: UUID, version: int, agent: str |
None = None, no_obj: bool = False, *,
connection: Connection | None = None) →
list[Resource]
```

```
class inmanta.data.ResourceAction(from_postgres: bool = False, **kwargs: object)
```

Bases: [BaseDocument](#)

Log related to actions performed on a specific resource version by Inmanta.

#### Parameters

- **environment** – The environment this action belongs to.
- **version** – The version of the configuration model this action belongs to.
- **resource\_version\_ids** – The resource version ids of the resources this action relates to.
- **action\_id** – This id distinguishes the actions from each other. Action ids have to be unique per environment.
- **action** – The action performed on the resource
- **started** – When did the action start
- **finished** – When did the action finish
- **messages** – The log messages associated with this action
- **status** – The status of the resource when this action was finished
- **changes** – A dict with key the resource id and value a dict of fields -> value. Value is a dict that can contain old and current keys and the associated values. An empty dict indicates that the field was changed but not data was provided by the agent.
- **change** – The change result of an action

```
async classmethod get_logs_for_version(environment: UUID, version: int, action: str | None =
None, limit: int = 0, connection: Connection | None =
None) → list[ResourceAction]
```

```
class inmanta.data.model.BaseModel
```

Bases: [DateTimeNormalizerModel](#)

Base class for all data objects in Inmanta

`inmanta.data.model.ResourceIdStr = inmanta.data.model.ResourceIdStr`

The resource id without the version

`inmanta.data.model.ResourceVersionIdStr = inmanta.data.model.ResourceVersionIdStr`

The resource id with the version included.

**class** `inmanta.db.util.PGRestore`(*script: list[str]*, *postgresql\_client: Connection*)

Bases: `object`

Class that offers support to restore a database dump.

This class assumes that the names of schemas, tables and columns in the dump don't contain a dot, double quote or whitespace character.

**async** `inmanta.db.util.clear_database`(*postgresql\_client: Connection*) → `None`

Remove all content from the database. Removes functions, tables and data types.

### 10.5.15 Domain conversion

This section describes methods for converting values between the plugin domain and the internal domain. This conversion is performed automatically for plugin arguments and return values so it is only required when bypassing the usual plugin workflow by calling internal methods directly.

**class** `inmanta.execute.proxy.DynamicProxy`

This class wraps an object and makes sure that a model is never modified by native code.

**classmethod** `return_value`(*value: object*) → `None | str | tuple[object, ...] | int | float | bool | DynamicProxy`

Converts a value from the internal domain to the plugin domain.

**classmethod** `unwrap`(*item: object*) → `object`

Converts a value from the plugin domain to the internal domain.

### 10.5.16 Rest API

The rest API is also available as a [swagger spec](#)

The (v2) API endpoints that offer paging, sorting and filtering follow a convention. They share the following parameters:

#### **limit**

specifies the page size, so the maximum number of items returned from the query

#### **start and first\_id**

These parameters define the lower limit for the page,

#### **end and last\_id**

These parameters define the upper limit for the page (only one of the (*start*, *first\_id*), (*end*, *last\_id*) pairs should be specified at the same time).

---

**Note:** The return value of these methods contain a *links* tag, with the urls of the *next* and *prev* pages, so for simply going through the pages a client only needs to follow these links.

---

#### **filter**

The *filter* parameter is used for filtering the result set.

Filters should be specified with the syntax `?filter.<filter_key>=value`.

It's also possible to provide multiple values for the same filter, in this case results are returned, if they match any of these filter values: `?filter.<filter_key>=value&filter.<filter_key>=value2`

Multiple different filters narrow the results however (they are treated as an ‘AND’ operator). For example `?filter.<filter_key>=value&filter.<filter_key2>=value2` returns results that match both filters.

The documentation of each method describes the supported filters.

### sort

The sort parameter describes how the result set should be sorted.

It should follow the pattern `?<attribute_to_sort_by>.<order>`, for example `?value.desc` (case insensitive).

The documentation of each method describes the supported attributes to sort by.

Module defining the v1 rest api

`inmanta.protocol.methods.clear_environment(id: UUID)`

Clears an environment by removing most of its associated data. This method deletes various components associated with the specified environment from the database, including agents, compile data, parameters, notifications, code, resources, and configuration models. However, it retains the entry in the Environment table itself and settings are kept.

#### Parameters

**id** – The id of the environment to be cleared.

#### Raises

- **NotFound** – The given environment doesn’t exist.
- **Forbidden** – The given environment is protected.

`inmanta.protocol.methods.create_environment(project_id: UUID, name: str, repository: str | None = None, branch: str | None = None, environment_id: UUID | None = None)`

Create a new environment

#### Parameters

- **project\_id** – The id of the project this environment belongs to
- **name** – The name of the environment.
- **repository** – Optional. The URL of the repository.
- **branch** – Optional. The name of the branch in the repository.
- **environment\_id** – Optional. A unique environment id, if none an id is allocated by the server.

`inmanta.protocol.methods.create_project(name: str, project_id: UUID | None = None)`

Create a new project

#### Parameters

- **name** – The name of the project
- **project\_id** – Optional. A unique uuid, when it is not provided the server generates one

`inmanta.protocol.methods.create_token(tid: UUID, client_types: list, idempotent: bool = True)`

Create or get a new token for the given client types.

#### Parameters

- **tid** – The environment id.
- **client\_types** – The client types for which this token is valid (api, agent, compiler).
- **idempotent** – Optional. The token should be idempotent, meaning it does not have an expire or issued at set, so its value will not change.

`inmanta.protocol.methods.delete_environment(id: UUID)`

Delete the given environment and all related data.

**Parameters**

**id** – The id of the environment to be deleted.

**Raises**

- **NotFound** – The given environment doesn't exist.
- **Forbidden** – The given environment is protected.

`inmanta.protocol.methods.delete_param(tid: UUID, id: str, resource_id: str | None = None)`

Delete a parameter on the server

**Parameters**

- **tid** – The id of the environment
- **id** – The name of the parameter
- **resource\_id** – Optional. The resource id of the parameter

`inmanta.protocol.methods.delete_project(id: UUID)`

Delete the given project and all related data.

**Parameters**

**id** – The id of the project to be deleted.

`inmanta.protocol.methods.delete_setting(tid: UUID, id: str)`

Restore the given setting to its default value.

**Parameters**

- **tid** – The id of the environment from which the setting is to be deleted.
- **id** – The key of the setting to delete.

`inmanta.protocol.methods.delete_version(tid: UUID, id: int)`

Delete a particular version and resources

**Parameters**

- **tid** – The id of the environment
- **id** – The id of the version to retrieve

`inmanta.protocol.methods.deploy(tid: UUID, agent_trigger_method: AgentTriggerMethod = AgentTriggerMethod.push_full_deploy, agents: list | None = None)`

Notify agents to perform a deploy now.

**Parameters**

- **tid** – The id of the environment.
- **agent\_trigger\_method** – Indicates whether the agents should perform a full or an incremental deploy.
- **agents** – Optional, names of specific agents to trigger

`inmanta.protocol.methods.diff(file_id_1: str, file_id_2: str)`

Returns the diff of the files with the two given ids

**Parameters**

- **file\_id\_1** – The identifier of the first file.
- **file\_id\_2** – The identifier of the second file.

**Returns**

A string representing the diff between the two files.

`inmanta.protocol.methods.do_dryrun(tid: UUID, id: UUID, agent: str, version: int)`

Do a dryrun on an agent

#### Parameters

- **tid** – The environment id
- **id** – The id of the dryrun
- **agent** – The agent to do the dryrun for
- **version** – The version of the model to dryrun

`inmanta.protocol.methods.dryrun_list(tid: UUID, version: int | None = None)`

Get the list of dry runs for an environment. The results are sorted by dry run id.

#### Parameters

- **tid** – The id of the environment
- **version** – Optional. Only for this version

`inmanta.protocol.methods.dryrun_report(tid: UUID, id: UUID)`

Create a dryrun report

#### Parameters

- **tid** – The id of the environment
- **id** – The version dryrun to report

`inmanta.protocol.methods.dryrun_request(tid: UUID, id: int)`

Do a dryrun

#### Parameters

- **tid** – The id of the environment
- **id** – The version of the CM to deploy

`inmanta.protocol.methods.dryrun_update(tid: UUID, id: UUID, resource: str, changes: dict)`

Store dryrun results at the server

#### Parameters

- **tid** – The id of the environment
- **id** – The version dryrun to report
- **resource** – The id of the resource
- **changes** – The required changes

`inmanta.protocol.methods.get_agent_process(id: UUID)`

Return a detailed report for a node

#### Parameters

**id** – The session id of the agent

#### Returns

The requested node

`inmanta.protocol.methods.get_code(tid: UUID, id: int, resource: str)`

Retrieve the source code associated with a specific version of a configuration model for a given resource in an environment.

#### Parameters

- **tid** – The id of the environment to which the code belongs.
- **id** – The version number of the configuration model.

- **resource** – The identifier of the resource. This should be a resource ID, not a resource version ID.

`inmanta.protocol.methods.get_compile_queue(tid: UUID) → list[CompileRun]`

Get the current compiler queue on the server, ordered by increasing *requested* timestamp.

#### Parameters

**tid** – The id of the environment for which to retrieve the compile queue.

#### Returns

A list of `CompileRun` objects representing the current state of the compiler queue, with each entry detailing a specific compile run.

`inmanta.protocol.methods.get_environment(id: UUID, versions: int | None = None, resources: int | None = None)`

Get an environment and all versions associated.

#### Parameters

- **id** – The id of the environment to return.
- **versions** – Optional. If provided and greater than 0, include this many of the most recent versions for this environment, ordered in descending order of their version number. If not provided or 0, no version information is included.
- **resources** – Optional. If provided and greater than 0, include a summary of the resources in the environment.

`inmanta.protocol.methods.get_file(id: str)`

Retrieve a file

#### Parameters

**id** – The id of the file to retrieve

`inmanta.protocol.methods.get_param(tid: UUID, id: str, resource_id: str | None = None)`

Get a parameter from the server.

#### Parameters

- **tid** – The id of the environment
- **id** – The name of the parameter
- **resource\_id** – Optional. scope the parameter to resource (fact), if the resource id should not contain a version, the latest version is used

#### Returns

Returns the following status codes:

- 200: The parameter content is returned
- 404: The parameter is not found and unable to find it because its resource is not known to the server
- 410: The parameter has expired
- 503: The parameter is not found but its value is requested from an agent

`inmanta.protocol.methods.get_parameter(tid: UUID, agent: str, resource: dict)`

Get all parameters/facts known by the agents for the given resource

This method will not actually return them. This call will register the request with the agent and return, The agent will push the parameters back to the server when they are available.

#### Parameters

- **tid** – The environment
- **agent** – The agent to get the parameters from



- **resource** – The resource to query the parameters from

`inmanta.protocol.methods.get_project(id: UUID)`

Get a project and a list of the ids of all environments.

#### Parameters

**id** – The id of the project to retrieve.

`inmanta.protocol.methods.get_report(id: UUID)`

Get a compile report from the server

#### Parameters

**id** – The id of the compile and its reports to fetch.

`inmanta.protocol.methods.get_reports(tid: UUID, start: str | None = None, end: str | None = None, limit: int | None = None)`

Return compile reports newer than start

#### Parameters

- **tid** – The id of the environment to get a report from
- **start** – Optional. Reports after start
- **end** – Optional. Reports before end
- **limit** – Optional. Maximum number of results, up to a maximum of 1000. If None, a default limit (set to 1000) is applied.

`inmanta.protocol.methods.get_resource(tid: UUID, id: str, logs: bool | None = None, status: bool | None = None, log_action: ResourceAction | None = None, log_limit: int = 0)`

Return a resource with the given id.

#### Parameters

- **tid** – The id of the environment this resource belongs to
- **id** – Get the resource with the given resource version id
- **logs** – Optional. Include the logs in the response
- **status** – Optional. Only return the status of the resource
- **log\_action** – Optional. The log action to include, leave empty/none for all actions. Valid actions are one of the action strings in `const.ResourceAction`
- **log\_limit** – Optional. Limit the number of logs included in the response, up to a maximum of 1000. To retrieve more entries, use `/api/v2/resource_actions(get_resource_actions())`. If None, a default limit (set to 1000) is applied.

`inmanta.protocol.methods.get_resources_for_agent(tid: UUID, agent: str, sid: UUID | None = None, version: int | None = None, incremental_deploy: bool = False)`

Return the most recent state for the resources associated with agent, or the version requested

#### Parameters

- **tid** – The environment ID this resource belongs to.
- **agent** – The agent name.
- **sid** – Optional. Session id of the agent (transparently added by agent client).
- **version** – Optional. The version to retrieve. If none, the latest available version is returned. With a specific version that version is returned, even if it has not been released yet.

- **incremental\_deploy** – Optional. Indicates whether the server should only return the resources that changed since the previous deployment.

`inmanta.protocol.methods.get_server_status()` → `StatusResponse`

Get the status of the server

`inmanta.protocol.methods.get_setting(tid: UUID, id: str)`

Get the value of a setting.

#### Parameters

- **tid** – The id of the environment.
- **id** – The id of the setting to retrieve.

`inmanta.protocol.methods.get_state(tid: UUID, sid: UUID, agent: str)`

Get the state for this agent.

#### Parameters

- **tid** – The id of the environment.
- **sid** – The session ID associated with this agent.
- **agent** – The name of the agent.

#### Returns

A map with key enabled and value a boolean.

`inmanta.protocol.methods.get_status()`

A call from the server to the agent to report its status to the server

#### Returns

A map with report items

`inmanta.protocol.methods.get_version(tid: UUID, id: int, include_logs: bool | None = None, log_filter: str | None = None, limit: int | None = None)`

Get a particular version and a list of all resources in this version

#### Parameters

- **tid** – The id of the environment
- **id** – The id of the version to retrieve
- **include\_logs** – Optional. If true, a log of all operations on all resources is included
- **log\_filter** – Optional. Filter log to only include actions of the specified type
- **limit** – Optional. The maximal number of actions to return per resource (starting from the latest), up to a maximum of 1000. To retrieve more entries, use `/api/v2/resource_actions` (`get_resource_actions()`) If None, a default limit (set to 1000) is applied.

`inmanta.protocol.methods.heartbeat(sid: UUID, tid: UUID, endpoint_names: list, nodename: str, no_hang: bool = False)`

Send a heartbeat to the server

#### Parameters

- **sid** – The session ID used by this agent at this moment
- **tid** – The environment this node and its agents belongs to
- **endpoint\_names** – The names of the endpoints on this node
- **nodename** – The name of the node from which the heart beat comes
- **no\_hang** – Optional. don't use this call for long polling, but for connectivity check

also registered as API method, because it is called with an invalid SID the first time

`inmanta.protocol.methods.heartbeat_reply(sid: UUID, reply_id: UUID, data: dict)`

Send a reply back to the server

#### Parameters

- **sid** – The session ID used by this agent at this moment
- **reply\_id** – The id data is a reply to
- **data** – The data as a response to the reply

`async inmanta.protocol.methods.ignore_env(obj: Any, metadata: dict) → Any`

This mapper only adds an env all for authz

`inmanta.protocol.methods.is_compiling(id: UUID)`

Is a compiler running for the given environment

#### Parameters

**id** – The environment id

`inmanta.protocol.methods.list_agent_processes(environment: UUID | None = None, expired: bool = True, start: UUID | None = None, end: UUID | None = None, limit: int | None = None)`

Return a list of all nodes and the agents for these nodes

#### Parameters

- **environment** – Optional. An optional environment. If set, only the agents that belong to this environment are returned
- **expired** – Optional. if true show expired processes, otherwise only living processes are shown. True by default
- **start** – Optional. Agent processes after start (sorted by sid in ASC)
- **end** – Optional. Agent processes before end (sorted by sid in ASC)
- **limit** – Optional. Maximum number of results, up to a maximum of 1000 If None, a default limit (set to 1000) is applied.

#### Raises

- **BadRequest** – limit parameter can not exceed 1000
- **NotFound** – The given environment id does not exist!

#### Returns

A list of nodes

`inmanta.protocol.methods.list_agents(tid: UUID, start: str | None = None, end: str | None = None, limit: int | None = None)`

List all agent for an environment

#### Parameters

- **tid** – The environment the agents are defined in
- **start** – Optional. Agent after start (sorted by name in ASC)
- **end** – Optional. Agent before end (sorted by name in ASC)
- **limit** – Optional. Maximum number of results, up to a maximum of 1000. If None, a default limit (set to 1000) is applied.

#### Raises

- **BadRequest** – limit parameter can not exceed 1000
- **NotFound** – The given environment id does not exist!

`inmanta.protocol.methods.list_environments()`

Returns a list of environments. The results are sorted by (project id, environment name, environment id).

`inmanta.protocol.methods.list_params(tid: UUID, query: dict = {})`

List/query parameters in this environment. The results are ordered alphabetically by parameter name.

#### Parameters

- **tid** – The id of the environment
- **query** – Optional. A query to match against metadata

`inmanta.protocol.methods.list_projects()`

Returns a list of projects ordered alphabetically by name. The environments within each project are also sorted by name.

`inmanta.protocol.methods.list_settings(tid: UUID)`

List the settings in the current environment ordered by name alphabetically.

#### Parameters

**tid** – The id of the environment to list settings for.

`inmanta.protocol.methods.list_versions(tid: UUID, start: int | None = None, limit: int | None = None)`

Returns a list of all available versions, ordered by version number, descending

#### Parameters

- **tid** – The id of the environment
- **start** – Optional. parameter to control the amount of results that are returned. 0 is the latest version.
- **limit** – Optional. parameter to control the amount of results returned, up to a maximum of 1000. If None, a default limit (set to 1000) is applied.

`inmanta.protocol.methods.modify_environment(id: UUID, name: str, repository: str | None = None, branch: str | None = None)`

Modify the given environment.

#### Parameters

- **id** – The id of the environment to modify.
- **name** – The new name for the environment.
- **repository** – Optional. The URL of the repository.
- **branch** – Optional. The name of the branch in the repository.

If 'repository' or 'branch' is provided as None, the corresponding attribute of the environment remains unchanged.

`inmanta.protocol.methods.modify_project(id: UUID, name: str)`

Modify the given project.

#### Parameters

- **id** – The id of the project to modify.
- **name** – The new name for the project.

`inmanta.protocol.methods.notify_change(id: UUID, update: bool = True, metadata: dict = {})`

Notify the server that the repository of the environment with the given id, has changed.

#### Parameters

- **id** – The id of the environment
- **update** – Optional. Update the model code and modules. Default value is true

- **metadata** – Optional. The metadata that indicates the source of the compilation trigger.

`inmanta.protocol.methods.notify_change_get(id: UUID, update: bool = True)`

Simplified GET version of the POST method

#### Parameters

- **id** – The id of the environment.
- **update** – Optional. Indicates whether to update the model code and modules. Defaults to true.

`inmanta.protocol.methods.put_version(tid: UUID, version: int, resources: list, resource_state: dict[ResourceIdStr, Literal[ResourceState.available, ResourceState.undefined]] = {}, unknowns: list[dict[str, UUID | bool | int | float | datetime | str]] | None = None, version_info: dict | None = None, compiler_version: str | None = None, resource_sets: dict[ResourceIdStr, str | None] = {}, pip_config: PipConfig | None = None)`

Store a new version of the configuration model

The version number must be obtained through the `reserve_version` call

#### Parameters

- **tid** – The id of the environment
- **version** – The version of the configuration model
- **resources** – A list of all resources in the configuration model (deployable)
- **resource\_state** – A dictionary with the initial `const.ResourceState` per resource id. The `ResourceState` should be set to `undefined` when the resource depends on an unknown or `available` when it doesn't.
- **unknowns** – Optional. A list of unknown parameters that caused the model to be incomplete
- **version\_info** – Optional. Module version information
- **compiler\_version** – Optional. version of the compiler, if not provided, this call will return an error
- **resource\_sets** – Optional. a dictionary describing which resource belongs to which resource set
- **pip\_config** – Optional. Pip config used by this version

`inmanta.protocol.methods.release_version(tid: UUID, id: int, push: bool = False, agent_trigger_method: AgentTriggerMethod | None = None)`

Release version of the configuration model for deployment.

#### Parameters

- **tid** – The id of the environment
- **id** – The version of the CM to deploy
- **push** – Notify all agents to deploy the version
- **agent\_trigger\_method** – Optional. Indicates whether the agents should perform a full or an incremental deploy when `push` is true.

#### Returns

Returns the following status codes: 200: The version is released 404: The requested version does not exist 409: The requested version was already released

`inmanta.protocol.methods.resource_action_update`(*tid*: *UUID*, *resource\_ids*: *list*, *action\_id*: *UUID*, *action*: *ResourceAction*, *started*: *datetime* | *None* = *None*, *finished*: *datetime* | *None* = *None*, *status*: *ResourceState* | *DeprecatedResourceState* | *None* = *None*, *messages*: *list* = [], *changes*: *dict* = {}, *change*: *Change* | *None* = *None*, *send\_events*: *bool* = *False*)

Send a resource update to the server

#### Parameters

- **tid** – The id of the environment this resource belongs to
- **resource\_ids** – The resource with the given resource\_version\_id id from the agent
- **action\_id** – A unique id to indicate the resource action that has be updated
- **action** – The action performed
- **started** – Optional. The timestamp when this action was started. When this action (action\_id) has not been saved yet, started has to be defined.
- **finished** – Optional. The timestamp when this action was finished. Afterwards, no changes with the same action\_id can be stored. The status field also has to be set.
- **status** – Optional. The current status of the resource (if known)
- **messages** – Optional. A list of log entries to add to this entry.
- **changes** – Optional. A dict of changes to this resource. The key of this dict indicates the attributes/fields that have been changed. The value contains the new value and/or the original value.
- **change** – Optional. The result of the changes
- **send\_events** – Optional. [DEPRECATED] The value of this field is not used anymore.

`inmanta.protocol.methods.resource_event`(*tid*: *UUID*, *id*: *str*, *resource*: *str*, *send\_events*: *bool*, *state*: *ResourceState*, *change*: *Change*, *changes*={})

Tell an agent a resource it waits for has been updated

#### Parameters

- **tid** – The environment this agent is defined in
- **id** – The name of the agent
- **resource** – The resource ID of the resource being updated
- **send\_events** – [DEPRECATED] The value of this field is not used anymore.
- **state** – State the resource acquired (deployed, skipped, canceled)
- **change** – The change that was made to the resource
- **changes** – Optional. The changes made to the resource

`inmanta.protocol.methods.set_param`(*tid*: *UUID*, *id*: *str*, *source*: *ParameterSource*, *value*: *str*, *resource\_id*: *str* | *None* = *None*, *metadata*: *dict* = {}, *recompile*: *bool* = *False*, *expires*: *bool* | *None* = *None*)

Set a parameter on the server. If the parameter is an tracked unknown, it will trigger a recompile on the server. Otherwise, if the value is changed and recompile is true, a recompile is also triggered. [DEPRECATED] Please use the new endpoints `/facts/<name>` and `/parameters/<name>` instead.

#### Parameters

- **tid** – The id of the environment
- **id** – The name of the parameter

- **source** – The source of the parameter.
- **value** – The value of the parameter
- **resource\_id** – Optional. Scope the parameter to resource (fact)
- **metadata** – Optional. Metadata about the parameter
- **recompile** – Optional. Whether to trigger a recompile
- **expires** – When setting a new parameter/fact: if set to None, then a sensible default will be provided (i.e. False for parameter and True for fact). When updating a parameter or fact, a None value will leave the existing value unchanged.

`inmanta.protocol.methods.set_parameters(tid: UUID, parameters: list)`

Set a parameter on the server

#### Parameters

- **tid** – The id of the environment
- **parameters** – A list of dicts with the following keys:
  - **id** The name of the parameter
  - **source** The source of the parameter. Valid values are defined in the ParameterSource enum (see: `inmanta/const.py`)
  - **value** The value of the parameter
  - **resource\_id** Optionally, scope the parameter to resource (fact)
  - **expires** Defaults to true. Set to false to create a never expiring fact
  - **metadata** metadata about the parameter

`inmanta.protocol.methods.set_setting(tid: UUID, id: str, value: UUID | bool | int | float | datetime | str | dict[str, Any])`

Set a value for a setting.

#### Parameters

- **tid** – The id of the environment.
- **id** – The id of the setting to set.
- **value** – The value to set for the setting.

`inmanta.protocol.methods.set_state(agent: str, enabled: bool)`

Set the state of the agent.

#### Parameters

- **agent** – The name of the agent.
- **enabled** – A boolean value indicating whether the agent should be paused (enabled=False) or unpaused (enabled=True).

`inmanta.protocol.methods.stat_file(id: str)`

Does the file exist

#### Parameters

- id** – The id of the file to check

`inmanta.protocol.methods.stat_files(files: list)`

Check which files exist in the given list

#### Parameters

- files** – A list of file ids to check

### Returns

A list of files that do not exist.

`inmanta.protocol.methods.trigger(tid: UUID, id: str, incremental_deploy: bool)`

Request an agent to reload resources

### Parameters

- **tid** – The environment this agent is defined in
- **id** – The name of the agent
- **incremental\_deploy** – Indicates whether the agent should perform an incremental deploy or a full deploy

`inmanta.protocol.methods.trigger_agent(tid: UUID, id: str)`

Request the server to reload an agent

### Parameters

- **tid** – The environment this agent is defined in
- **id** – The name of the agent

### Returns

The requested node

`inmanta.protocol.methods.upload_code_batched(tid: UUID, id: int, resources: dict)`

Upload batches of code for various resources associated with a specific version of a configuration model in an environment.

### Parameters

- **tid** – The id of the environment to which the code belongs.
- **id** – The version number of the configuration model.
- **resources** – A dictionary where each key is a string representing a resource type. For each resource type, the value is a dictionary. This nested dictionary's keys are file names, and each key maps to a tuple. This tuple contains three elements: the file name, the module name, and a list of requirements.

The endpoint validates that all provided file references are valid and checks for conflicts with existing code entries.

`inmanta.protocol.methods.upload_file(id: str, content: str)`

Upload a new file

### Parameters

- **id** – The id of the file
- **content** – The base64 encoded content of the file

Module defining the v2 rest api

`inmanta.protocol.methods_v2.add_user(username: str, password: str) → User`

Add a new user to the system

### Parameters

- **username** – The username of the new user. The username cannot be an empty string.
- **password** – The password of this new user. The password should be at least 8 characters long.

### Raises

- **Conflict** – Raised when there is already a user with this user\_name
- **BadRequest** – Raised when server authentication is not enabled



`inmanta.protocol.methods_v2.agent_action(tid: UUID, name: str, action: AgentAction) → None`

Execute an action on an agent

#### Parameters

- **tid** – The environment this agent is defined in.
- **name** – The name of the agent.
- **action** – The type of action that should be executed on an agent. Pause and unpause can only be used when the environment is not halted, while the `on_resume` actions can only be used when the environment is halted. \* `pause`: A paused agent cannot execute any deploy operations. \* `unpause`: A unpaused agent will be able to execute deploy operations. \* `keep_paused_on_resume`: The agent will still be paused when the environment is resumed \* `unpause_on_resume`: The agent will be unpaused when the environment is resumed

#### Raises

**Forbidden** – The given environment has been halted and the action is pause/unpause, or the environment is not halted and the action is related to the `on_resume` behavior

`inmanta.protocol.methods_v2.all_agents_action(tid: UUID, action: AgentAction) → None`

Execute an action on all agents in the given environment.

#### Parameters

- **tid** – The environment of the agents.
- **action** – The type of action that should be executed on the agents. Pause and unpause can only be used when the environment is not halted, while the `on_resume` actions can only be used when the environment is halted. \* `pause`: A paused agent cannot execute any deploy operations. \* `unpause`: A unpaused agent will be able to execute deploy operations. \* `keep_paused_on_resume`: The agents will still be paused when the environment is resumed \* `unpause_on_resume`: The agents will be unpaused when the environment is resumed

#### Raises

**Forbidden** – The given environment has been halted and the action is pause/unpause, or the environment is not halted and the action is related to the `on_resume` behavior

`inmanta.protocol.methods_v2.compile_details(tid: UUID, id: UUID) → CompileDetails`

#### Parameters

- **tid** – The id of the environment in which the compilation process occurred.
- **id** – The id of the compile for which the details are being requested.

#### Returns

The details of a compile

#### Raises

**NotFound** – This exception is raised when the referenced environment or compile is not found

`inmanta.protocol.methods_v2.delete_user(username: str) → None`

Delete a user from the system with given username.

#### Parameters

**username** – The username to delete

#### Raises

- **NotFound** – Raised when the user does not exist
- **BadRequest** – Raised when server authentication is not enabled

`inmanta.protocol.methods_v2.discovered_resource_create`(*tid: UUID, discovered\_resource\_id: str, \*\*kwargs: object*) → None

create a discovered resource.

#### Parameters

- **tid** – The id of the environment this resource belongs to
- **discovered\_resource\_id** – The id of the discovered\_resource
- **\*\*kwargs** – The following arguments are supported: values: The values associated with the discovered\_resource

`inmanta.protocol.methods_v2.discovered_resource_create_batch`(*tid: UUID, discovered\_resources: list[DiscoveredResource]*) → None

create multiple discovered resource in the DB :param tid: The id of the environment this resource belongs to :param discovered\_resources: List of discovered\_resources containing the discovered\_resource\_id and values for each resource

`inmanta.protocol.methods_v2.discovered_resources_get`(*tid: UUID, discovered\_resource\_id: ResourceIdStr*) → DiscoveredResource

Get a single discovered resource.

#### Parameters

- **tid** – the id of the environment in which to get the discovered resource.
- **discovered\_resource\_id** – The id of the discovered resource

`inmanta.protocol.methods_v2.discovered_resources_get_batch`(*tid: UUID, limit: int | None = None, start: str | None = None, end: str | None = None, sort: str = 'discovered\_resource\_id.asc'*) → list[DiscoveredResource]

#### Parameters

- **tid** – The id of the environment this resource belongs to
- **limit** – Limit the number of instances that are returned
- **start** – The lower limit for the order by column (exclusive). Only one of ‘start’ and ‘end’ should be specified at the same time.
- **end** – The upper limit for the order by column (exclusive). Only one of ‘start’ and ‘end’ should be specified at the same time.
- **sort** – Return the results sorted according to the parameter value. The following sorting attributes are supported: ‘discovered\_resource\_id’. The following orders are supported: ‘asc’, ‘desc’

#### Returns

A list of all matching released resources

#### Raises

- **NotFound** – This exception is raised when the referenced environment is not found
- **BadRequest** – When the parameters used for filtering, sorting or paging are not valid

`inmanta.protocol.methods_v2.dryrun_trigger`(*tid: UUID, version: int*) → UUID

Trigger a new dryrun

#### Parameters

- **tid** – The id of the environment

- **version** – The version of the configuration model to execute the dryrun for

**Raises**

**NotFound** – This exception is raised when the referenced environment or version is not found

**Returns**

The id of the new dryrun

`inmanta.protocol.methods_v2.environment_clear(id: UUID) → None`

Clear all data from this environment.

**Parameters**

**id** – The uuid of the environment.

**Raises**

- **NotFound** – The given environment doesn't exist.
- **Forbidden** – The given environment is protected.

`inmanta.protocol.methods_v2.environment_create(project_id: UUID, name: str, repository: str | None = None, branch: str | None = None, environment_id: UUID | None = None, description: str = "", icon: str = "") → Environment`

Create a new environment

**Parameters**

- **project\_id** – The id of the project this environment belongs to
- **name** – The name of the environment. The name should be unique for each project.
- **repository** – The url (in git form) of the repository
- **branch** – The name of the branch in the repository
- **environment\_id** – A unique environment id, if none an id is allocated by the server
- **description** – The description of the environment, maximum 255 characters
- **icon** – The data-url of the icon of the environment. It should follow the pattern `<mime-type>;base64,<image>`, where `<mime-type>` is one of: 'image/png', 'image/jpeg', 'image/webp', 'image/svg+xml', and `<image>` is the image in the format matching the specified mime-type, and base64 encoded. The length of the whole string should be maximum 64 kb.

**Raises**

**BadRequest** – When the parameters supplied are not valid.

`inmanta.protocol.methods_v2.environment_create_token(tid: UUID, client_types: list[str], idempotent: bool = True) → str`

Create or get a new token for the given client types. Tokens generated with this call are scoped to the current environment.

**Parameters**

- **tid** – The environment id
- **client\_types** – The client types for which this token is valid (api, agent, compiler)
- **idempotent** – The token should be idempotent, such tokens do not have an expire or issued at set so their value will not change.

`inmanta.protocol.methods_v2.environment_delete(id: UUID) → None`

Delete the given environment and all related data.

**Parameters**

**id** – The uuid of the environment.

**Raises**

- **NotFound** – The given environment doesn't exist.
- **Forbidden** – The given environment is protected.

`inmanta.protocol.methods_v2.environment_get(id: UUID, details: bool = False) → Environment`  
Get an environment and all versions associated

**Parameters**

- **id** – The id of the environment to return
- **details** – Whether to include the icon and description of the environment

`inmanta.protocol.methods_v2.environment_list(details: bool = False) → list[Environment]`  
Returns a list of environments

**Parameters**

**details** – Whether to include the icon and description of the environments in the results

`inmanta.protocol.methods_v2.environment_modify(id: UUID, name: str, repository: str | None = None, branch: str | None = None, project_id: UUID | None = None, description: str | None = None, icon: str | None = None) → Environment`

Modify the given environment The optional parameters that are unspecified will be left unchanged by the update.

**Parameters**

- **id** – The id of the environment
- **name** – The name of the environment
- **repository** – The url (in git form) of the repository
- **branch** – The name of the branch in the repository
- **project\_id** – The id of the project the environment belongs to
- **description** – The description of the environment, maximum 255 characters
- **icon** – The data-url of the icon of the environment. It should follow the pattern `<mime-type>;base64,<image>`, where `<mime-type>` is one of: 'image/png', 'image/jpeg', 'image/webp', 'image/svg+xml', and `<image>` is the image in the format matching the specified mime-type, and base64 encoded. The length of the whole string should be maximum 64 kb. The icon can be removed by setting this parameter to an empty string.

**Raises**

- **BadRequest** – When the parameters supplied are not valid.
- **NotFound** – The given environment doesn't exist.

`inmanta.protocol.methods_v2.environment_setting_delete(tid: UUID, id: str) → ReturnValue[None]`

Reset the given setting to its default value.

**Parameters**

- **tid** – The id of the environment from which the setting is to be deleted.
- **id** – The identifier of the setting to be deleted.

`inmanta.protocol.methods_v2.environment_setting_get(tid: UUID, id: str) → EnvironmentSettingsReponse`

Retrieve a specific setting from an environment's configuration.

**Parameters**

- **tid** – The id of the environment from which the setting is being retrieved.
- **id** – The id of the setting to be retrieved.

`inmanta.protocol.methods_v2.environment_settings_list`(*tid: UUID*) → `EnvironmentSettingsReponse`

List the settings in the current environment ordered by name alphabetically.

#### Parameters

**tid** – The id of the environment for which the list of settings is being requested.

`inmanta.protocol.methods_v2.environment_settings_set`(*tid: UUID, id: str, value: bool | int | float | str | dict[str, str | int | bool]*) → `ReturnValue[None]`

Set a specific setting in an environment's configuration.

#### Parameters

- **tid** – The id of the environment where the setting is to be set or updated.
- **id** – The id of the setting to be set or updated.
- **value** – The new value for the setting.

`inmanta.protocol.methods_v2.get_agent_process_details`(*tid: UUID, id: UUID, report: bool = False*) → `AgentProcess`

Get the details of an agent process

#### Parameters

- **tid** – Id of the environment
- **id** – The id of the specific agent process
- **report** – Whether to include a report from the agent or not

#### Returns

The details of an agent process

#### Raises

**NotFound** – This exception is raised when the referenced environment or agent process is not found

`inmanta.protocol.methods_v2.get_agents`(*tid: UUID, limit: int | None = None, start: datetime | bool | str | None = None, end: datetime | bool | str | None = None, first\_id: str | None = None, last\_id: str | None = None, filter: dict[str, list[str]] | None = None, sort: str = 'name.asc'*) → `list[Agent]`

Get all of the agents in the given environment

#### Parameters

- **tid** – The id of the environment the agents should belong to.
- **limit** – Limit the number of agents that are returned.
- **start** – The lower limit for the order by column (exclusive).
- **first\_id** – The name to use as a continuation token for paging, in combination with the 'start' value, because the order by column might contain non-unique values.
- **last\_id** – The name to use as a continuation token for paging, in combination with the 'end' value, because the order by column might contain non-unique values. Only one of 'start' and 'end' should be specified at the same time.
- **end** – The upper limit for the order by column (exclusive). Only one of 'start' and 'end' should be specified at the same time.

- **filter** – Filter the list of returned agents. Filtering by ‘name’, ‘process\_name’ and ‘status’ is supported.
- **sort** – Return the results sorted according to the parameter value. Sorting by ‘name’, ‘process\_name’, ‘status’, ‘paused’ and ‘last\_failover’ is supported. The following orders are supported: ‘asc’, ‘desc’

**Returns**

A list of all matching agents

**Raises**

- **NotFound** – This exception is raised when the referenced environment is not found
- **BadRequest** – When the parameters used for filtering, sorting or paging are not valid

```
inmanta.protocol.methods_v2.get_all_facts(tid: UUID, limit: int | None = None, first_id: UUID |  
None = None, last_id: UUID | None = None, start: str |  
None = None, end: str | None = None, filter: dict[str,  
list[str]] | None = None, sort: str = 'name.asc') →  
list[Fact]
```

List the facts in an environment.

**Parameters**

- **tid** – The id of the environment
- **limit** – Limit the number of facts that are returned
- **first\_id** – The fact id to use as a continuation token for paging, in combination with the ‘start’ value, because the order by column might contain non-unique values
- **last\_id** – The fact id to use as a continuation token for paging, in combination with the ‘end’ value, because the order by column might contain non-unique values
- **start** – The lower limit for the order by column (exclusive). Only one of ‘start’ and ‘end’ should be specified at the same time.
- **end** – The upper limit for the order by column (exclusive). Only one of ‘start’ and ‘end’ should be specified at the same time.
- **filter** – Filter the list of returned facts. The following options are available: name: filter by the name of the fact resource\_id: filter by the resource\_id of the fact expires: filter on whether the fact expires or not
- **sort** – Return the results sorted according to the parameter value. The following sorting attributes are supported: ‘name’, ‘resource\_id’. The following orders are supported: ‘asc’, ‘desc’

**Returns**

A list of all matching facts

**Raises**

- **NotFound** – This exception is raised when the referenced environment is not found
- **BadRequest** – When the parameters used for filtering, sorting or paging are not valid

```
inmanta.protocol.methods_v2.get_api_docs(format: ApiDocsFormat | None =  
ApiDocsFormat.swagger) → ReturnValue[OpenAPI | str]
```

Get the OpenAPI definition of the API

**Parameters**

**format** – Use ‘openapi’ to get the schema in json format, leave empty or use ‘swagger’ to get the Swagger-UI view

`inmanta.protocol.methods_v2.get_compile_data(id: UUID) → CompileData | None`

Get the compile data for the given compile request.

#### Parameters

**id** – The id of the compile.

`inmanta.protocol.methods_v2.get_compile_reports(tid: UUID, limit: int | None = None, first_id: UUID | None = None, last_id: UUID | None = None, start: datetime | None = None, end: datetime | None = None, filter: dict[str, list[str]] | None = None, sort: str = 'requested.desc') → list[CompileReport]`

Get the compile reports from an environment.

#### Parameters

- **tid** – The id of the environment
- **limit** – Limit the number of instances that are returned
- **first\_id** – The id to use as a continuation token for paging, in combination with the 'start' value, because the order by column might contain non-unique values
- **last\_id** – The id to use as a continuation token for paging, in combination with the 'end' value, because the order by column might contain non-unique values
- **start** – The lower limit for the order by column (exclusive). Only one of 'start' and 'end' should be specified at the same time.
- **end** – The upper limit for the order by column (exclusive). Only one of 'start' and 'end' should be specified at the same time.
- **filter** – Filter the list of returned compile reports. Filters should be specified with the syntax `?filter.<filter_key>=value`, for example `?filter.success=True` It's also possible to provide multiple values for the same filter, in this case resources are returned, if they match any of these filter values. For example: `?filter.requested=ge:2021-08-18T09:21:30.568353&filter.requested=lt:2021-08-18T10:21:30.568353` returns compile reports that were requested between the specified dates. Multiple different filters narrow the results however (they are treated as an 'AND' operator). For example `?filter.success=True&filter.completed=True` returns compile reports that are completed and successful. The following options are available: `success`: whether the compile was successful or not `started`: whether the compile has been started or not `completed`: whether the compile has been completed or not

**requested: return the logs matching the timestamp constraints. Valid constraints are of the form**

`<lt|le|gt|ge>:<x>`". The expected format is YYYY-MM-DDTHH:mm:ss.ssssss, so an ISO-8601 datetime string, in UTC timezone. Specifying microseconds is optional. For example: `?filter.requested=ge:2021-08-18T09:21:30.568353&filter.requested=lt:2021-08-18T10:21:30`. Multiple constraints can be specified, in which case only compile reports that match all constraints will be returned.

- **sort** – Return the results sorted according to the parameter value. It should follow the pattern `?sort=<attribute_to_sort_by>.<order>`, for example `?sort=requested.desc` (case insensitive). Only sorting by the `requested` timestamp is supported. The following orders are supported: 'asc', 'desc'

#### Returns

A list of all matching compile reports

#### Raises

- **NotFound** – This exception is raised when the referenced environment is not found
- **BadRequest** – When the parameters used for filtering, sorting or paging are not valid

```
inmanta.protocol.methods_v2.get_diff_of_versions(tid: UUID, from_version: int, to_version: int)
    → list[ResourceDiff]
```

Compare two versions of desired states, and provide the difference between them, with regard to their resources and the attributes of these resources. Resources that are the same in both versions are not mentioned in the results.

A resource diff describes whether the resource was 'added', 'modified' or 'deleted', and what the values of their attributes were in the versions. The values are also returned in a stringified, easy to compare way, which can be used to calculate a *git diff*-like summary of the changes.

#### Parameters

- **tid** – The id of the environment
- **from\_version** – The (lower) version number to compare
- **to\_version** – The other (higher) version number to compare

#### Returns

The resource diffs between `from_version` and `to_version`

#### Raises

- **NotFound** – This exception is raised when the referenced environment or versions are not found
- **BadRequest** – When the version parameters are not valid

```
inmanta.protocol.methods_v2.get_dryrun_diff(tid: UUID, version: int, report_id: UUID) →
    DryRunReport
```

Get the report of a dryrun, describing the changes a deployment would make, with the difference between the current and target states provided in a form similar to the desired state diff endpoint.

#### Parameters

- **tid** – The id of the environment
- **version** – The version of the configuration model the dryrun belongs to
- **report\_id** – The dryrun id to calculate the diff for

#### Raises

**NotFound** – This exception is raised when the referenced environment or version is not found

#### Returns

The dryrun report, with a summary and the list of differences.

```
inmanta.protocol.methods_v2.get_environment_metrics(tid: UUID, metrics: list[str], start_interval:
    datetime, end_interval: datetime,
    nb_datapoints: int, round_timestamps: bool
    = False) → EnvironmentMetricsResult
```

Obtain metrics about the given environment for the given time interval.

#### Parameters

- **tid** – The id of the environment for which the metrics have to be collected.
- **metrics** – List of names of metrics that have to be returned.
- **start\_interval** – The start of the time window for which the metrics should be returned.
- **end\_interval** – The end of the time window for which the metrics should be returned.
- **nb\_datapoints** – The amount of datapoint that will be returned within the given time interval for each metric.



- **round\_timestamps** – If this parameter is set to True, the timestamps in the reply will be rounded to a full hour. All time windows in the reply will have an equal size. To achieve this the start\_interval, end\_interval and nb\_datapoint in the reply may differ from the ones requested.
  - The start\_interval may be smaller than requested
  - The end\_interval may be larger than requested
  - The nb\_datapoints may be larger than requested

#### Raises

- **BadRequest** – start\_interval >= end\_interval
- **BadRequest** – nb\_datapoints < 0
- **BadRequest** – The provided metrics list is an empty list.
- **BadRequest** – The start\_interval and end\_interval are not separated from each other by at least nb\_datapoints minutes separated from each other.
- **BadRequest** – The round\_timestamps parameter is set to True and the amount of hours between start\_interval and end\_interval is less than the requested number of datapoints.

`inmanta.protocol.methods_v2.get_fact(tid: UUID, rid: ResourceIdStr, id: UUID) → Fact`

Get one specific fact :param tid: The id of the environment :param rid: The id of the resource :param id: The id of the fact :return: A specific fact corresponding to the id :raise NotFound: This status code is returned when the referenced environment or fact is not found

`inmanta.protocol.methods_v2.get_facts(tid: UUID, rid: ResourceIdStr) → list[Fact]`

Get the facts related to a specific resource. The results are sorted alphabetically by name. :param tid: The id of the environment :param rid: Id of the resource :return: The facts related to this resource :raise NotFound: This status code is returned when the referenced environment is not found

`inmanta.protocol.methods_v2.get_notification(tid: UUID, notification_id: UUID) → Notification`

Get a single notification

#### Parameters

- **tid** – The id of the environment
- **notification\_id** – The id of the notification

#### Returns

The notification with the specified id

#### Raises

**NotFound** – When the referenced environment or notification is not found

`inmanta.protocol.methods_v2.get_parameters(tid: UUID, limit: int | None = None, first_id: UUID | None = None, last_id: UUID | None = None, start: datetime | str | None = None, end: datetime | str | None = None, filter: dict[str, list[str]] | None = None, sort: str = 'name.asc') → list[Parameter]`

List the parameters in an environment

#### Parameters

- **tid** – The id of the environment
- **limit** – Limit the number of parameters that are returned
- **first\_id** – The parameter id to use as a continuation token for paging, in combination with the 'start' value, because the order by column might contain non-unique values
- **last\_id** – The parameter id to use as a continuation token for paging, in combination with the 'end' value, because the order by column might contain non-unique values

- **start** – The lower limit for the order by column (exclusive). Only one of ‘start’ and ‘end’ should be specified at the same time.
- **end** – The upper limit for the order by column (exclusive). Only one of ‘start’ and ‘end’ should be specified at the same time.
- **filter** – Filter the list of returned parameters.

**The following options are available:**

- name: filter by the name of the parameter
  - source: filter by the source of the parameter
  - updated: filter by the updated time of the parameter
- **sort** – Return the results sorted according to the parameter value. The following sorting attributes are supported: ‘name’, ‘source’, ‘updated’. The following orders are supported: ‘asc’, ‘desc’

**Returns**

A list of all matching parameters

**Raises**

- **NotFound** – This exception is raised when the referenced environment is not found
- **BadRequest** – When the parameters used for filtering, sorting or paging are not valid

`inmanta.protocol.methods_v2.get_pip_config(tid: UUID, version: int) → PipConfig | None`

Get the pip config for the given version

**Parameters**

- **tid** – The id of the environment
- **version** – The id of the model version

**Raises**

**NotFound** – Raised when the version or environment is not found

`inmanta.protocol.methods_v2.get_resource_actions(tid: UUID, resource_type: str | None = None, agent: str | None = None, attribute: str | None = None, attribute_value: str | None = None, log_severity: str | None = None, limit: int | None = 0, action_id: UUID | None = None, first_timestamp: datetime | None = None, last_timestamp: datetime | None = None, exclude_changes: list[Change] | None = None) → ReturnValue[list[ResourceAction]]`

Return resource actions matching the search criteria.

**Parameters**

- **tid** – The id of the environment this resource belongs to
- **resource\_type** – The resource entity type that should be queried
- **agent** – Agent name that is used to filter the results
- **attribute** – Attribute name used for filtering
- **attribute\_value** – Attribute value used for filtering. Attribute and attribute value should be supplied together.
- **log\_severity** – Only include ResourceActions which have a log message with this severity.
- **limit** – Limit the number of resource actions included in the response, up to 1000

- **action\_id** – Start the query from this action\_id. To be used in combination with either the first or last timestamp.
- **first\_timestamp** – Limit the results to resource actions that started later than the value of this parameter (exclusive)
- **last\_timestamp** – Limit the results to resource actions that started earlier than the value of this parameter (exclusive). Only the first\_timestamp or last\_timestamp parameter should be supplied
- **exclude\_changes** – only return ResourceActions where the change type is different from the one in this list.

#### Returns

The list of matching Resource Actions. The order is ascending if first\_timestamp is provided, otherwise descending. If a limit is specified, also return links to the next and previous pages. The “next” page refers to actions that started earlier, while the “prev” page refers to actions that started later.

#### Raises

**BadRequest** – When the supplied parameters are not valid.

```
inmanta.protocol.methods_v2.get_resource_events(tid: UUID, rvid: ResourceVersionIdStr,
                                              exclude_change: Change | None = None) →
                                              dict[ResourceIdStr, list[ResourceAction]]
```

Return relevant events for a resource, i.e. all deploy actions for each of its dependencies since this resources’ last successful deploy or all deploy actions if this resources hasn’t been deployed before. The resource actions are sorted in descending order according to their started timestamp. If exclude\_change is set, exclude all resource actions with this specific type of change.

This method searches through all versions of this resource. This method should only be called when a deploy is in progress.

#### Parameters

- **tid** – The id of the environment this resource belongs to
- **rvid** – The id of the resource to get events for.
- **exclude\_change** – Exclude all resource actions with this specific type of change.

#### Raises

**BadRequest** – When this endpoint is called while the resource with the given resource version is not in the deploying state.

```
inmanta.protocol.methods_v2.get_resources_in_version(tid: UUID, version: int, limit: int | None =
                                                    None, first_id: ResourceVersionIdStr |
                                                    None = None, last_id:
                                                    ResourceVersionIdStr | None = None, start:
                                                    str | None = None, end: str | None = None,
                                                    filter: dict[str, list[str]] | None = None,
                                                    sort: str = 'resource_type.desc') →
                                                    list[VersionedResource]
```

Get the resources that belong to a specific version.

#### Parameters

- **tid** – The id of the environment
- **version** – The version number
- **limit** – Limit the number of resources that are returned
- **first\_id** – The resource\_version\_id to use as a continuation token for paging, in combination with the ‘start’ value, because the order by column might contain non-unique values

- **last\_id** – The resource\_version\_id to use as a continuation token for paging, in combination with the ‘end’ value, because the order by column might contain non-unique values
- **start** – The lower limit for the order by column (exclusive). Only one of ‘start’ and ‘end’ should be specified at the same time.
- **end** – The upper limit for the order by column (exclusive). Only one of ‘start’ and ‘end’ should be specified at the same time.
- **filter** – Filter the list of returned resources. The following options are available: agent: filter by the agent name of the resource resource\_type: filter by the type of the resource resource\_id\_value: filter by the attribute values of the resource
- **sort** – Return the results sorted according to the parameter value. The following sorting attributes are supported: ‘resource\_type’, ‘agent’, ‘resource\_id\_value’. The following orders are supported: ‘asc’, ‘desc’

#### Returns

A list of all matching resources

#### Raises

- **NotFound** – This exception is raised when the referenced environment is not found
- **BadRequest** – When the parameters used for filtering, sorting or paging are not valid

`inmanta.protocol.methods_v2.get_source_code(tid: UUID, version: int, resource_type: str) → list[Source]`

Get the code for the given version and the given resource :param tid: The id of the environment :param version: The id of the model version :param resource\_type: The type name of the resource :raises NotFound: Raised when the version or type is not found

`inmanta.protocol.methods_v2.halt_environment(tid: UUID) → None`

Halt all orchestrator operations for an environment. The environment will enter a state where all agents are paused and can not be unpaused. Incoming compile requests will still be queued but compilation will halt. Normal operation can be restored using the `resume_environment` endpoint.

#### Parameters

**tid** – The environment id

#### Raises

**NotFound** – The given environment doesn’t exist.

`inmanta.protocol.methods_v2.list_desired_state_versions(tid: UUID, limit: int | None = None, start: int | None = None, end: int | None = None, filter: dict[str, list[str]] | None = None, sort: str = 'version.desc') → list[DesiredStateVersion]`

Get the desired state versions from an environment.

#### Parameters

- **tid** – The id of the environment
- **limit** – Limit the number of versions that are returned
- **start** – The lower limit for the order by column (exclusive). Only one of ‘start’ and ‘end’ should be specified at the same time.
- **end** – The upper limit for the order by column (exclusive). Only one of ‘start’ and ‘end’ should be specified at the same time.
- **filter** – Filter the list of returned desired state versions. Filtering by ‘version’ range, ‘date’ range and ‘status’ is supported.

- **sort** – Return the results sorted according to the parameter value. Only sorting by ‘version’ is supported. The following orders are supported: ‘asc’, ‘desc’

#### Returns

A list of all matching compile reports

#### Raises

- **NotFound** – This exception is raised when the referenced environment is not found
- **BadRequest** – When the parameters used for filtering, sorting or paging are not valid

`inmanta.protocol.methods_v2.list_dryruns(tid: UUID, version: int) → list[DryRun]`

Query a list of dry runs for a specific version

#### Parameters

- **tid** – The id of the environment
- **version** – The configuration model version to return dryruns for

#### Raises

**NotFound** – This exception is raised when the referenced environment or version is not found

#### Returns

The list of dryruns for the specified version in descending order by date

`inmanta.protocol.methods_v2.list_notifications(tid: UUID, limit: int | None = None, first_id: UUID | None = None, last_id: UUID | None = None, start: datetime | None = None, end: datetime | None = None, filter: dict[str, list[str]] | None = None, sort: str = 'created.desc') → list[Notification]`

List the notifications in an environment.

#### Parameters

- **tid** – The id of the environment
- **limit** – Limit the number of notifications that are returned
- **first\_id** – The notification id to use as a continuation token for paging, in combination with the ‘start’ value, because the order by column might contain non-unique values
- **last\_id** – The notification id to use as a continuation token for paging, in combination with the ‘end’ value, because the order by column might contain non-unique values
- **start** – The lower limit for the order by column (exclusive). Only one of ‘start’ and ‘end’ should be specified at the same time.
- **end** – The upper limit for the order by column (exclusive). Only one of ‘start’ and ‘end’ should be specified at the same time.
- **filter** – Filter the list of returned notifications. The following options are available: read: Whether the notification was read or not cleared: Whether the notification was cleared or not severity: Filter by the severity field of the notifications title: Filter by the title of the notifications message: Filter by the message of the notifications
- **sort** – Return the results sorted according to the parameter value. Only sorting by the ‘created’ date is supported. The following orders are supported: ‘asc’, ‘desc’

#### Returns

A list of all matching notifications

#### Raises

- **NotFound** – This exception is raised when the referenced environment is not found
- **BadRequest** – When the parameters used for filtering or paging are not valid

`inmanta.protocol.methods_v2.list_users()` → list[User]

List all users

**Returns**

A list of all users

`inmanta.protocol.methods_v2.login(username: str, password: str)` → ReturnValue[LoginReturn]

Login a user. When the login succeeds an authentication header is returned with the Bearer token set.

**Parameters**

- **username** – The user to login
- **password** – The password of this user

**Raises**

*UnauthorizedException* – Raised when the login failed or if server authentication is not enabled

`inmanta.protocol.methods_v2.project_create(name: str, project_id: UUID | None = None)` → Project

Create a new project

**Parameters**

- **name** – The name of the project
- **project\_id** – A unique uuid, when it is not provided the server generates one

`inmanta.protocol.methods_v2.project_delete(id: UUID)` → None

Delete the given project and all related data

**Parameters**

**id** – The id of the project to be deleted.

`inmanta.protocol.methods_v2.project_get(id: UUID, environment_details: bool = False)` → Project

Get a project and a list of the environments under this project

**Parameters**

- **id** – The id for which the project's details are being requested.
- **environment\_details** – Whether to include the icon and description of the environments in the results

`inmanta.protocol.methods_v2.project_list(environment_details: bool = False)` → list[Project]

Returns a list of projects ordered alphabetically by name. The environments within each project are also sorted by name.

**Parameters**

**environment\_details** – Whether to include the icon and description of the environments in the results

`inmanta.protocol.methods_v2.project_modify(id: UUID, name: str)` → Project

Rename the given project

**Parameters**

- **id** – The id of the project to be modified.
- **name** – The new name for the project. This string value will replace the current name of the project.

`inmanta.protocol.methods_v2.promote_desired_state_version(tid: UUID, version: int, trigger_method: PromoteTriggerMethod | None = None)` → None

Promote a desired state version, making it the active version in the environment.

### Parameters

- **tid** – The id of the environment
- **version** – The number of the version to promote
- **trigger\_method** – If set to ‘push\_incremental\_deploy’ or ‘push\_full\_deploy’, the agents will perform an incremental or full deploy, respectively. If set to ‘no\_push’, the new version is not pushed to the agents. If the parameter is not set (or set to null), the new version is pushed and the environment setting ‘environment\_agent\_trigger\_method’ decides if the deploy should be full or incremental

```
inmanta.protocol.methods_v2.put_partial(tid: UUID, resource_state: dict[ResourceIdStr,
                                     Literal[ResourceState.available, ResourceState.undefined]] |
                                     None = None, unknowns: list[dict[str, UUID | bool | int |
                                     float | datetime | str]] | None = None, resource_sets:
                                     dict[ResourceIdStr, str | None] | None = None,
                                     removed_resource_sets: list[str] | None = None, pip_config:
                                     PipConfig | None = None, **kwargs: object) →
                                     ReturnValue[int]
```

Store a new version of the configuration model after a partial recompile. The partial is applied on top of the latest version. Dynamically acquires a new version and serializes concurrent calls. Python code for the new version is copied from the base version.

Concurrent put\_partial calls are safe from race conditions provided that their resource sets are disjoint. A put\_version call concurrent with a put\_partial is not guaranteed to be safe. It is the caller’s responsibility to appropriately serialize them with respect to one another. The caller must ensure the reserve\_version + put\_version operation is atomic with respect to put\_partial. In other words, put\_partial must not be called in the window between reserve\_version and put\_version. If not respected, either the full or the partial export might be immediately stale, and future exports will only be applied on top of the non-stale one.

### Parameters

- **tid** – The id of the environment
- **resource\_state** – A dictionary with the initial const.ResourceState per resource id. The ResourceState should be set to undefined when the resource depends on an unknown or available when it doesn’t.
- **unknowns** – A list of unknown parameters that caused the model to be incomplete
- **resource\_sets** – a dictionary describing which resources belong to which resource set
- **removed\_resource\_sets** – a list of resource\_sets that should be deleted from the model
- **\*\*kwargs** – The following arguments are supported: \* resources: a list of resource objects. Since the version is not known yet resource versions should be set to 0. \* version\_info: Model version information
- **pip\_config** – Pip config used by this version

### Returns

The newly stored version number.

```
inmanta.protocol.methods_v2.reserve_version(tid: UUID) → int
```

Reserve a version number in this environment.

### Parameters

**tid** – The id of the environment in which the version number is to be reserved.

```
inmanta.protocol.methods_v2.resource_deploy_done(tid: UUID, rvid: ResourceVersionIdStr,
                                                action_id: UUID, status: ResourceState,
                                                messages: list[LogLine] = [], changes: dict[str,
                                                AttributeStateChange] = {}, change: Change |
                                                None = None) → None
```

Report to the server that an agent has finished the deployment of a certain resource.

#### Parameters

- **tid** – The id of the environment the resource belongs to
- **rvid** – The resource version id of the resource for which the deployment is finished.
- **action\_id** – A unique ID associated with this resource deployment action. This should be the same ID that was passed to the `/resource/<resource_id>/deploy/start` API call.
- **status** – The current status of the resource (if known)
- **messages** – A list of log entries produced by the deployment action.
- **changes** – A dict of changes to this resource. The key of this dict indicates the attributes/fields that have been changed. The value contains the new value and/or the original value.
- **change** – The type of change that was done the given resource.

```
inmanta.protocol.methods_v2.resource_deploy_start(tid: UUID, rvid: ResourceVersionIdStr,  
                                                action_id: UUID) →  
                                                dict[ResourceVersionIdStr, ResourceState]
```

Report to the server that the agent will start the deployment of the given resource.

#### Parameters

- **tid** – The id of the environment the resource belongs to
- **rvid** – The resource version id of the resource for which the deployment will start
- **action\_id** – A unique id used to track the action of this deployment

#### Returns

A dict mapping the resource version id of each dependency of resource\_id to the last deployment status of that resource.

```
inmanta.protocol.methods_v2.resource_details(tid: UUID, rid: ResourceIdStr) →  
                                           ReleasedResourceDetails
```

#### Parameters

- **tid** – The id of the environment from which the resource's details are being requested.
- **rid** – The unique identifier (ResourceIdStr) of the resource. This value specifies the particular resource for which detailed information is being requested.

#### Returns

The details of the latest released version of a resource

#### Raises

**NotFound** – This exception is raised when the referenced environment or resource is not found

```
inmanta.protocol.methods_v2.resource_did_dependency_change(tid: UUID, rvid:  
                                                         ResourceVersionIdStr) → bool
```

Returns True iff this resources' events indicate a change in its dependencies since the resource's last deployment.

This method searches through all versions of this resource. This method should only be called when a deploy is in progress.

#### Parameters

- **tid** – The id of the environment this resource belongs to
- **rvid** – The id of the resource.



**Raises**

**BadRequest** – When this endpoint is called while the resource with the given resource version is not in the deploying state.

```
inmanta.protocol.methods_v2.resource_history(tid: UUID, rid: ResourceIdStr, limit: int | None =
None, first_id: str | None = None, last_id: str | None
= None, start: datetime | None = None, end: datetime
| None = None, sort: str = 'date.desc') →
list[ResourceHistory]
```

**Parameters**

- **tid** – The id of the environment this resource belongs to
- **rid** – The id of the resource
- **limit** – Limit the number of instances that are returned
- **first\_id** – The attribute\_hash to use as a continuation token for paging, in combination with the 'start' value, because the order by column might contain non-unique values
- **last\_id** – The attribute\_hash to use as a continuation token for paging, in combination with the 'end' value, because the order by column might contain non-unique values
- **start** – The lower limit for the order by column (exclusive). Only one of 'start' and 'end' should be specified at the same time.
- **end** – The upper limit for the order by column (exclusive). Only one of 'start' and 'end' should be specified at the same time.
- **sort** – Return the results sorted according to the parameter value. It should follow the pattern <attribute\_to\_sort\_by>.<order>, for example *date.desc* (case insensitive). Sorting by *date* is supported. The following orders are supported: 'asc', 'desc'

**Returns**

The history of a resource, according to its attributes

**Raises**

- **NotFound** – This exception is raised when the referenced environment is not found
- **BadRequest** – When the parameters used for sorting or paging are not valid

```
inmanta.protocol.methods_v2.resource_list(tid: UUID, limit: int | None = None, first_id:
ResourceVersionIdStr | None = None, last_id:
ResourceVersionIdStr | None = None, start: str | None =
None, end: str | None = None, filter: dict[str, list[str]] |
None = None, sort: str = 'resource_type.desc',
deploy_summary: bool = False) →
list[LatestReleasedResource]
```

**Parameters**

- **tid** – The id of the environment this resource belongs to
- **limit** – Limit the number of instances that are returned
- **first\_id** – The resource\_version\_id to use as a continuation token for paging, in combination with the 'start' value, because the order by column might contain non-unique values
- **last\_id** – The resource\_version\_id to use as a continuation token for paging, in combination with the 'end' value, because the order by column might contain non-unique values
- **start** – The lower limit for the order by column (exclusive). Only one of 'start' and 'end' should be specified at the same time.

- **end** – The upper limit for the order by column (exclusive). Only one of ‘start’ and ‘end’ should be specified at the same time.
- **filter** – Filter the list of returned resources. Filters should be specified with the syntax `?filter.<filter_key>=value`, for example `?filter.status=deployed`. It’s also possible to provide multiple values for the same filter, in this case resources are returned, if they match any of these filter values. For example: `?filter.status=deployed&filter.status=available` returns instances with either of the statuses deployed or available. Multiple different filters narrow the results however (they are treated as an ‘AND’ operator). For example `filter.status=deployed&filter.agent=internal` returns resources with ‘deployed’ status, where the ‘agent’ is set to ‘internal\_agent’. The following options are available: agent: filter by the agent of the resource resource\_type: filter by the type of the resource resource\_id\_value: filter by the attribute values of the resource status: filter by the current status of the resource. For status filters it’s also possible to invert the condition with ‘!’, for example `filter.status=!orphaned` will return all the resources that are not in ‘orphaned’ state. The values for the ‘agent’, ‘resource\_type’ and ‘value’ filters are matched partially.
- **sort** – Return the results sorted according to the parameter value. It should follow the pattern `<attribute_to_sort_by>.<order>`, for example `resource_type.desc` (case insensitive). The following sorting attributes are supported: ‘resource\_type’, ‘agent’, ‘resource\_id\_value’, ‘status’. The following orders are supported: ‘asc’, ‘desc’
- **deploy\_summary** – If set to true, returns a summary of the deployment status of the resources in the environment in the metadata, describing how many resources are in each state as well as the total number of resources. The summary does not take into account the current filters or paging parameters. Orphaned resources are not included in the summary

### Returns

A list of all matching released resources

### Raises

- **NotFound** – This exception is raised when the referenced environment is not found
- **BadRequest** – When the parameters used for filtering, sorting or paging are not valid

```
inmanta.protocol.methods_v2.resource_logs(tid: UUID, rid: ResourceIdStr, limit: int | None = None, start: datetime | None = None, end: datetime | None = None, filter: dict[str, list[str]] | None = None, sort: str = 'timestamp.desc') → list[ResourceLog]
```

Get the logs of a specific resource.

### Parameters

- **tid** – The id of the environment this resource belongs to
- **rid** – The id of the resource
- **limit** – Limit the number of instances that are returned
- **start** – The lower limit for the order by column (exclusive). Only one of ‘start’ and ‘end’ should be specified at the same time.
- **end** – The upper limit for the order by column (exclusive). Only one of ‘start’ and ‘end’ should be specified at the same time.
- **filter** – Filter the list of returned logs. Filters should be specified with the syntax `?filter.<filter_key>=value`, for example `?filter.minimal_log_level=INFO`. It’s also possible to provide multiple values for the same filter, in this case resources are returned, if they match any of these filter values.

For example: `?filter.action=pull&filter.action=deploy` returns logs with either of the actions pull or deploy. Multiple different filters narrow the results however (they are treated as an ‘AND’ operator). For example `fil-`

`ter.minimal_log_level=INFO&filter.action=deploy` returns logs with ‘deploy’ action, where the ‘log\_level’ is at least ‘INFO’.

**The following options are available:**

- `action`: filter by the action of the log
- `timestamp`: return the logs matching the timestamp constraints. Valid constraints are of the form “<lt|le|gt|ge>:<x>”. The expected format is YYYY-MM-DDTHH:mm:ss.ssssss, so an ISO-8601 datetime string, in UTC timezone.

For example: `?filter.timestamp=ge:2021-08-18T09:21:30.568353&filter.timestamp=lt:2021-08-18T10:21:30.568353`. Multiple constraints can be specified, in which case only log messages that match all constraints will be returned.

- `message`: filter by the content of the log messages. Partial matches are allowed. (case-insensitive)
- `minimal_log_level`: filter by the log level of the log messages. The filter specifies the minimal level, so messages with either this level, or a higher severity level are going to be included in the result.

For example, for `filter.minimal_log_level=INFO`, the log messages with level `INFO`, `WARNING`, `ERROR`, `CRITICAL` all match the query.

- **sort** – Return the results sorted according to the parameter value. It should follow the pattern `<attribute_to_sort_by>.<order>`, for example `timestamp.desc` (case insensitive). Only sorting by `timestamp` is supported. The following orders are supported: ‘asc’, ‘desc’

**Returns**

A list of all matching resource logs

**Raises**

- **NotFound** – This exception is raised when the referenced environment is not found
- **BadRequest** – When the parameters used for filtering, sorting or paging are not valid

`inmanta.protocol.methods_v2.resources_status(tid: UUID, version: int, rids: list[ResourceIdStr]) → dict[ResourceIdStr, ResourceState]`

Get the deployment status for a batch of resource ids

**Parameters**

- **tid** – The id of the environment the resources belong to
- **version** – Version of the model to get the status for
- **rids** – List of resource ids to fetch the status for.

`inmanta.protocol.methods_v2.resume_environment(tid: UUID) → None`

Resume all orchestrator operations for an environment. Resumes normal environment operation and un-pauses all agents that were active when the environment was halted.

**Parameters**

**tid** – The environment id

**Raises**

**NotFound** – The given environment doesn’t exist.

`inmanta.protocol.methods_v2.set_fact(tid: UUID, name: str, source: ParameterSource, value: str, resource_id: str, metadata: dict[str, str] | None = None, recompile: bool = False, expires: bool | None = True) → ReturnValue[Fact]`

Set a fact on the server. If the fact is a tracked unknown, it will trigger a recompile on the server. Otherwise, if the value is changed and recompile is true, a recompile is also triggered.

### Parameters

- **tid** – The id of the environment
- **name** – The name of the fact
- **source** – The source of the fact
- **value** – The value of the fact
- **resource\_id** – The resource this fact belongs to
- **metadata** – Optional. Metadata about the fact
- **recompile** – Optional. Whether to trigger a recompile if the value of the fact changed.
- **expires** – Optional. If the fact should expire or not. By default, facts expire.

`inmanta.protocol.methods_v2.set_parameter`(*tid: UUID, name: str, source: ParameterSource, value: str, metadata: dict[str, str] | None = None, recompile: bool = False*) → `ReturnValue[Parameter]`

Set a parameter on the server. If the parameter is an tracked unknown, it will trigger a recompile on the server. Otherwise, if the value is changed and recompile is true, a recompile is also triggered.

### Parameters

- **tid** – The id of the environment
- **name** – The name of the parameter
- **source** – The source of the parameter.
- **value** – The value of the parameter
- **metadata** – Optional. Metadata about the parameter
- **recompile** – Optional. Whether to trigger a recompile if the value of the parameter changed.

`inmanta.protocol.methods_v2.set_password`(*username: str, password: str*) → `None`

Change the password of a user

### Parameters

- **username** – The username of the user
- **password** – The password of this new user. The password should be at least 8 characters long.

### Raises

- **NotFound** – Raised when the user does not exist
- **BadRequest** – Raised when server authentication is not enabled

`inmanta.protocol.methods_v2.update_agent_map`(*agent\_map: dict[str, str]*) → `None`

Notify an agent about the fact that the `autostart_agent_map` has been updated.

### Parameters

**agent\_map** – The content of the new `autostart_agent_map`

`inmanta.protocol.methods_v2.update_notification`(*tid: UUID, notification\_id: UUID, read: bool | None = None, cleared: bool | None = None*) → `Notification`

Update a notification by setting its flags

### Parameters

- **tid** – The id of the environment
- **notification\_id** – The id of the notification to update

- **read** – Whether the notification has been read
- **cleared** – Whether the notification has been cleared

**Returns**

The updated notification

**Raises**

***NotFound*** – When the referenced environment or notification is not found

```
inmanta.protocol.methods_v2.versioned_resource_details(tid: UUID, version: int, rid:
                                                    ResourceIdStr) →
                                                    VersionedResourceDetails
```

**Parameters**

- **tid** – The id of the environment
- **version** – The version number of the resource
- **rid** – The id of the resource

**Returns**

The details of a specific version of a resource

**Raises**

***NotFound*** – This exception is raised when the referenced environment or resource is not found

## 10.5.17 Server

```
class inmanta.server.extensions.ApplicationContext
```

Bases: object

```
class inmanta.server.bootloader.InmantaBootloader
```

Bases: object

The inmanta bootloader is responsible for: - discovering extensions - loading extensions - loading core and extension slices - starting the server and its slices in the correct order

## 10.6 Inmanta Compile Data Reference

This page documents the compile data output when compiling with the `-export-compile-data` flag. The structure of this JSON is defined by `inmanta.data.model.CompileData` which inherits from `pydantic.BaseModel`. To produce the JSON representation of the object, `model.json()` is called. See the [pydantic documentation](#) for more information on how exactly a JSON is generated from a model.

```
class inmanta.data.model.CompileData(*, errors: list[Error])
```

Bases: `BaseModel`

Top level structure of compiler data to be exported.

```
errors: list[Error]
```

All errors occurred while trying to compile.

```
model_computed_fields: ClassVar[dict[str, ComputedFieldInfo]] = {}
```

A dictionary of computed field names and their corresponding `ComputedFieldInfo` objects.

```
model_config: ClassVar[ConfigDict] = {'use_enum_values': True}
```

Configuration for the model, should be a dictionary conforming to `[ConfigDict][pydantic.config.ConfigDict]`.

```
model_fields: ClassVar[dict[str, FieldInfo]] = {'errors':  
FieldInfo(annotation=list[Error], required=True)}
```

Metadata about the fields defined on the model, mapping of field names to `[FieldInfo][pydantic.fields.FieldInfo]`.

This replaces `Model.__fields__` from Pydantic V1.

```
class inmanta.ast.export.Error(*category: ErrorCategory = ErrorCategory.runtime, type: str,  
    message: str, location: Location | None = None, **extra_data: Any)
```

Bases: BaseModel

Error occurred while trying to compile.

```
category: ErrorCategory
```

Category of this error.

```
location: Location | None
```

Location where this error occurred.

```
message: str
```

Error message.

```
model_computed_fields: ClassVar[dict[str, ComputedFieldInfo]] = {}
```

A dictionary of computed field names and their corresponding `ComputedFieldInfo` objects.

```
model_config: ClassVar[ConfigDict] = {'extra': 'allow', 'validate_assignment':  
True}
```

Configuration for the model, should be a dictionary conforming to `[ConfigDict][pydantic.config.ConfigDict]`.

```
model_fields: ClassVar[dict[str, FieldInfo]] = {'category':  
FieldInfo(annotation=ErrorCategory, required=False,  
default=<ErrorCategory.runtime: 'runtime_error'>), 'location':  
FieldInfo(annotation=Union[Location, NoneType], required=False), 'message':  
FieldInfo(annotation=str, required=True), 'type': FieldInfo(annotation=str,  
required=True)}
```

Metadata about the fields defined on the model, mapping of field names to `[FieldInfo][pydantic.fields.FieldInfo]`.

This replaces `Model.__fields__` from Pydantic V1.

```
type: str
```

Fully qualified name of the actual exception.

```
class inmanta.ast.export.ErrorCategory(value, names=None, *, module=None, qualname=None,  
    type=None, start=1, boundary=None)
```

Bases: str, Enum

Category of an error.

```
parser = 'parse_error'
```

Error occurred while parsing.

```
plugin = 'plugin_exception'
```

A plugin explicitly raised an `inmanta.plugins.PluginException`.

```
runtime = 'runtime_error'
```

Error occurred after parsing.

```
class inmanta.ast.export.Location(*uri: str, range: Range)
```

Bases: BaseModel

Location in a file. Based on the LSP spec 3.15

```
model_computed_fields: ClassVar[dict[str, ComputedFieldInfo]] = {}
```

A dictionary of computed field names and their corresponding *ComputedFieldInfo* objects.

```
model_config: ClassVar[ConfigDict] = {}
```

Configuration for the model, should be a dictionary conforming to *[ConfigDict][pydantic.config.ConfigDict]*.

```
model_fields: ClassVar[dict[str, FieldInfo]] = {'range':
FieldInfo(annotation=Range, required=True), 'uri': FieldInfo(annotation=str,
required=True)}
```

Metadata about the fields defined on the model, mapping of field names to *[FieldInfo][pydantic.fields.FieldInfo]*.

This replaces *Model.\_\_fields\_\_* from Pydantic V1.

**range:** *Range*

**uri:** *str*

```
class inmanta.ast.export.Range(*, start: Position, end: Position)
```

Bases: BaseModel

Range in a file. Based on the [LSP spec 3.15](#)

**end:** *Position*

```
model_computed_fields: ClassVar[dict[str, ComputedFieldInfo]] = {}
```

A dictionary of computed field names and their corresponding *ComputedFieldInfo* objects.

```
model_config: ClassVar[ConfigDict] = {}
```

Configuration for the model, should be a dictionary conforming to *[ConfigDict][pydantic.config.ConfigDict]*.

```
model_fields: ClassVar[dict[str, FieldInfo]] = {'end':
FieldInfo(annotation=Position, required=True), 'start':
FieldInfo(annotation=Position, required=True)}
```

Metadata about the fields defined on the model, mapping of field names to *[FieldInfo][pydantic.fields.FieldInfo]*.

This replaces *Model.\_\_fields\_\_* from Pydantic V1.

**start:** *Position*

```
class inmanta.ast.export.Position(*, line: int, character: int)
```

Bases: BaseModel

Position in a file. Based on the [LSP spec 3.15](#)

**character:** *int*

**line:** *int*

```
model_computed_fields: ClassVar[dict[str, ComputedFieldInfo]] = {}
```

A dictionary of computed field names and their corresponding *ComputedFieldInfo* objects.

```
model_config: ClassVar[ConfigDict] = {}
```

Configuration for the model, should be a dictionary conforming to *[ConfigDict][pydantic.config.ConfigDict]*.

```
model_fields: ClassVar[dict[str, FieldInfo]] = {'character':
FieldInfo(annotation=int, required=True), 'line': FieldInfo(annotation=int,
required=True)}
```

Metadata about the fields defined on the model, mapping of field names to `[FieldInfo][pydantic.fields.FieldInfo]`.

This replaces `Model.__fields__` from Pydantic V1.

## 10.7 Inmanta modules

### 10.7.1 Module apt

- License: Apache 2.0
- Version: 0.4.25
- This module requires compiler version 2017.1 or higher
- Upstream project: <https://github.com/inmanta/apt.git>

#### Entities

**entity** `apt::Repository`

Parents: `std::Entity`

An apt repository

**attribute** string name

**attribute** string base\_url

**attribute** string release

**attribute** string repo

**attribute** bool trusted=false

**relation** `std::Host` host [1]

other end: `std::Host.repository` [0:\*]

The following implementations are defined for this entity:

- `apt::simpleRepo`

The following implements statements select implementations for this entity:

- `apt::simpleRepo` constraint true

#### Implementations

**implementation** `apt::simpleRepo`



## Handlers

### class apt.AptPackage

A Package handler that uses apt

- Handler name apt
- Handler for entity *std::Package*

## 10.7.2 Module aws

- License: Apache 2.0
- Version: 4.0.2
- This module requires compiler version 2017.2 or higher
- Upstream project: <https://github.com/inmanta/aws.git>

## Typedefs

### typedef aws::direction

- Base type string
- Type constraint ((self == 'ingress') or (self == 'egress'))

### typedef aws::instance\_tenancy

- Base type string
- Type constraint /^(default|dedicated|host)\$/

### typedef aws::protocol

- Base type string
- Type constraint (self in ['tcp', 'udp', 'icmp', 'sctp', 'all'])

## Entities

### entity aws::AWSResource

Parents: *std::PurgeableResource*, *std::ManagedResource*

**relation** aws::Provider provider [1]

### entity aws::ELB

Parents: *aws::AWSResource*

An ELB load balancer

**attribute** string name

**attribute** string security\_group='default'

**attribute** std::port listen\_port=80

**attribute** std::port dest\_port=80

**attribute** string protocol='http'

**relation** aws::VirtualMachine instances [0:\*

The following implements statements select implementations for this entity:

- *std::none* constraint true

**entity** aws::GroupRule

Parents: *aws::SecurityRule*

**relation** aws::SecurityGroup remote\_group [1]

The following implements statements select implementations for this entity:

- *std::none* constraint true

**entity** aws::IPrule

Parents: *aws::SecurityRule*

**attribute** std::ipv4\_network remote\_prefix

The following implements statements select implementations for this entity:

- *std::none* constraint true

**entity** aws::InternetGateway

Parents: *aws::AWSResource*

An Internet gateway for use with a VPC.

**attribute** string name

**relation** aws::VPC vpc [0:1]

other end: *aws::VPC.internet\_gateway [0:1]*

The following implements statements select implementations for this entity:

- *std::none* constraint true

**entity** aws::Provider

Parents: *std::Entity*

The configuration to access Amazon Web Services

**attribute** string name

**attribute** string region

**attribute** string availability\_zone

**attribute** string? access\_key=null

**attribute** string? secret\_key=null

**attribute** bool auto\_agent=true

The following implementations are defined for this entity:

- *aws::agentConfig*

The following implements statements select implementations for this entity:

- *std::none* constraint true
- *aws::agentConfig* constraint auto\_agent

**entity** aws::Route

Parents: *aws::AWSResource*

A route entry in the main VPC routing table

**attribute** `std::ipv4_network destination`

The destination route

**attribute** `std::ipv4_address nexthop`

The private ip associated with a ENI in the VPC.

**relation** `aws::VPC vpc [1]`

other end: `aws::VPC.routes [0:*`]

The following implements statements select implementations for this entity:

- `std::none` constraint true

**entity** `aws::SecurityGroup`

Parents: `aws::AWSResource`

**attribute** `string description=""`

**attribute** `string name`

**attribute** `bool manage_all=true`

**attribute** `int retries=10`

A security group can only be deleted when it is no longer in use. The API confirms the delete of a virtual machine for example, but it might still be in progress. This results in a failure to delete the security group. To speed up deployments, the handler can retry this number of times before skipping the resource.

**attribute** `int wait=5`

The number of seconds to wait between retries.

**relation** `aws::SecurityRule rules [0:*`]

other end: `aws::SecurityRule.group [1]`

**relation** `aws::VPC vpc [1]`

The following implements statements select implementations for this entity:

- `std::none` constraint true

**entity** `aws::SecurityRule`

Parents: `std::Entity`

A filter rule in the a security group

**attribute** `aws::protocol ip_protocol`

The type of ip protocol to allow. Currently this support tcp/udp/icmp/sctp or all

**attribute** `std::port port_min=0`

**attribute** `std::port port_max=0`

**attribute** `std::port port=0`

**attribute** `aws::direction direction`

**relation** `aws::SecurityGroup group [1]`

other end: `aws::SecurityGroup.rules [0:*`]

**entity** `aws::Subnet`

Parents: `aws::AWSResource`

A subnet in a vpc

**attribute** string name

The name of the subnet. Inmanta uses this name to identify the subnet. It is set as the name tag on the subnet resource.

**attribute** string? availability\_zone=null

The Availability Zone for the subnet.

**attribute** std::ipv4\_network cidr\_block

The IPv4 network range for the VPC, in CIDR notation. For example, 10.0.0.0/24.

**attribute** bool map\_public\_ip\_on\_launch=false

Specify true to indicate that network interfaces created in the specified subnet should be assigned a public IPv4 address. This includes a network interface that's created when launching an instance into the subnet (the instance therefore receives a public IPv4 address).

**relation** aws::VPC vpc [1]

The VPC the subnet is created in.

other end: [aws::VPC.subnets \[0:\\*\]](#)

The following implements statements select implementations for this entity:

- [std::none](#) constraint true

**entity** aws::VMAttributes

Parents: [std::Entity](#)

**attribute** string flavor

**attribute** string image

**attribute** string user\_data

**attribute** string? subnet\_id=null

**attribute** bool source\_dest\_check=true

**attribute** bool ebs\_optimized=false

**attribute** bool ignore\_extra\_volumes=false

**attribute** bool ignore\_wrong\_image=false

**attribute** int root\_volume\_size=16

**attribute** string root\_volume\_type='gp2'

**entity** aws::VPC

Parents: [aws::AWSResource](#)

A VPC on Amazon

**attribute** string name

The name of the VPC. Inmanta uses this name to identify the vpc. It is set as the name tag on the vpc resource.

**attribute** std::ipv4\_network cidr\_block

The IPv4 network range for the VPC, in CIDR notation. For example, 10.0.0.0/16.

**attribute** aws::instance\_tenancy instance\_tenancy='default'

The tenancy options for instances launched into the VPC. For default , instances are launched with shared tenancy by default. You can launch instances with any tenancy into a shared tenancy VPC. For dedicated , instances are launched as dedicated tenancy instances by default. You can only launch instances with a tenancy of dedicated or host into a dedicated tenancy VPC.

**attribute** bool enableDnsHostnames=false

**attribute** bool enableDnsSupport=false

**relation** aws::Subnet subnets [0:\*

The VPC the subnet is created in.

other end: *aws::Subnet.vpc* [1]

**relation** aws::InternetGateway internet\_gateway [0:1]

other end: *aws::InternetGateway.vpc* [0:1]

**relation** aws::Route routes [0:\*

other end: *aws::Route.vpc* [1]

The following implements statements select implementations for this entity:

- *std::none* constraint true

**entity** aws::VirtualMachine

Parents: *aws::VMAttributes*, *aws::AWSResource*

This entity represents a virtual machine that is hosted on an IaaS

**attribute** string name

**attribute** dict tags={}

**relation** ssh::Key public\_key [1]

**relation** aws::Subnet subnet [0:1]

Boot the vm in this subnet. Either use this relation or provide a subnet id directly.

**relation** aws::SecurityGroup security\_groups [0:\*

The security groups that apply to this vm. If no group is supplied the default security group will be applied by EC2

**relation** aws::Volume volumes [0:\*

other end: *aws::Volume.vm* [0:1]

The following implementations are defined for this entity:

- *aws::req*

The following implements statements select implementations for this entity:

- *aws::req* constraint true

**entity** aws::Volume

Parents: *aws::AWSResource*

**attribute** string name

**attribute** string attachmentpoint='/dev/sdb'

**attribute** string availability\_zone

**attribute** bool encrypted=false

**attribute** int size=10

**attribute** string volume\_type='gp2'

**attribute** dict tags={}

**relation** `aws::VirtualMachine vm [0:1]`  
other end: `aws::VirtualMachine.volumes [0:*]`

The following implements statements select implementations for this entity:

- `std::none` constraint true

**entity** `aws::analytics::ElasticSearch`

Parents: `aws::AWSResource`

Amazon Elasticsearch Service (Amazon ES) is a managed service that makes it easy to create a domain and deploy, operate, and scale Elasticsearch clusters in the AWS Cloud.

**attribute** string `domain_name`

**attribute** string `elasticsearch_version`

**attribute** string `instance_type`

**attribute** number `instance_count=1`

**attribute** bool `dedicated_master_enabled=false`

**attribute** bool `zone_awareness_enabled=false`

**attribute** string `dedicated_master_type=""`

**attribute** number `dedicated_master_count=1`

**attribute** bool `ebs_enabled=true`

**attribute** string `volume_type='gp2'`

**attribute** number `volume_size`

**attribute** string `access_policies`

**attribute** number `automated_snapshot_start_hour=0`

The following implements statements select implementations for this entity:

- `std::none` constraint true

**entity** `aws::database::RDS`

Parents: `aws::AWSResource`

Amazon Relational Database Service (Amazon RDS) is a web service that makes it easier to set up, operate, and scale a relational database in the cloud.

**attribute** string `name`

**attribute** number `allocated_storage=10`

**attribute** string `flavor='db.t2.small'`

**attribute** string `engine='mysql'`

**attribute** string `engine_version='5.7.17'`

**attribute** string `master_user_name='root'`

**attribute** string `master_user_password`

**attribute** string `subnet_group`

**attribute** `std::port` `port=3306`

**attribute** bool public=false

**attribute** dict tags={}

The following implements statements select implementations for this entity:

- `std::none` constraint true

## Implementations

**implementation** `aws::agentConfig`

**implementation** `aws::req`

## Plugins

`aws.elbid(name: 'string') → 'string'`

`aws.get_api_id(provider: 'aws::Provider', api_name: 'string') → 'string'`

## Resources

**class** `aws.ELB`

Amazon Elastic loadbalancer

- Resource for entity `aws::ELB`
- Id attribute name
- Agent name `provider.name`
- Handlers `aws.ELBHandler`

**class** `aws.InternetGateway`

- Resource for entity `aws::InternetGateway`
- Id attribute name
- Agent name `provider.name`
- Handlers `aws.InternetGatewayHandler`

**class** `aws.Route`

- Resource for entity `aws::Route`
- Id attribute `destination`
- Agent name `provider.name`
- Handlers `aws.RouteHandler`

**class** `aws.SecurityGroup`

A security group in an OpenStack tenant

- Resource for entity `aws::SecurityGroup`
- Id attribute name
- Agent name `provider.name`
- Handlers `aws.SecurityGroupHandler`

**class** `aws.Subnet`

- Resource for entity `aws::Subnet`
- Id attribute name
- Agent name `provider.name`
- Handlers `aws.SubnetHandler`

**class** `aws.VPC`

- Resource for entity `aws::VPC`
- Id attribute name
- Agent name `provider.name`
- Handlers `aws.VPCHandler`

**class** `aws.VirtualMachine`

- Resource for entity `aws::VirtualMachine`
- Id attribute name
- Agent name `provider.name`
- Handlers `aws.VirtualMachineHandler`

**class** `aws.Volume`

- Resource for entity `aws::Volume`
- Id attribute name
- Agent name `provider.name`
- Handlers `aws.VolumeHandler`

**class** `aws.ElasticSearch`

- Resource for entity `aws::analytics::ElasticSearch`
- Id attribute `domain_name`
- Agent name `provider.name`
- Handlers `aws.ElasticSearchHandler`

**class** `aws.RDS`

- Resource for entity `aws::database::RDS`
- Id attribute name
- Agent name `provider.name`
- Handlers `aws.RDSHandler`

## Handlers

**class** `aws.ELBHandler`

This class manages ELB instances on amazon ec2

- Handler name `ec2`
- Handler for entity `aws::ELB`



**class** `aws.VirtualMachineHandler`

- Handler name `ec2`
- Handler for entity `aws::VirtualMachine`

**class** `aws.VolumeHandler`

- Handler name `volume`
- Handler for entity `aws::Volume`

**class** `aws.ElasticSearchHandler`

- Handler name `elasticsearch`
- Handler for entity `aws::analytics::ElasticSearch`

**class** `aws.RDSHandler`

- Handler name `elasticsearch`
- Handler for entity `aws::database::RDS`

**class** `aws.VPCHandler`

- Handler name `ec2`
- Handler for entity `aws::VPC`

**class** `aws.RouteHandler`

- Handler name `ec2`
- Handler for entity `aws::Route`

**class** `aws.SubnetHandler`

- Handler name `ec2`
- Handler for entity `aws::Subnet`

**class** `aws.InternetGatewayHandler`

- Handler name `ec2`
- Handler for entity `aws::InternetGateway`

**class** `aws.SecurityGroupHandler`

- Handler name `ec2`
- Handler for entity `aws::SecurityGroup`

### 10.7.3 Module cron

- License: Apache 2.0
- Version: 1.0.12
- Upstream project: <https://github.com/inmanta/cron.git>

## Typedefs

**typedef** `cron::cronjob_name`

- Base type `string`
- Type constraint  `/^[a-zA-Z0-9]+$/`

## Entities

**entity** `cron::Cronjob`

Parents: `std::PurgeableResource`

**attribute** `cron::cronjob_name name`

The name of the cronjob.

**attribute** `string user`

Command will be executed with this user.

**attribute** `string schedule`

A cron expression indicating when the command should be executed.

**attribute** `string command`

The command executed when the cronjob fires.

**attribute** `dict env_vars={}`

The environment variables that should be available to the command being executed.

**relation** `std::Host host [1]`

other end: `std::Host.cronjobs [0:*]`

The following implementations are defined for this entity:

- `cron::cronjob`

The following implements statements select implementations for this entity:

- `cron::cronjob` constraint `true`

## Implementations

**implementation** `cron::cronjob`

### 10.7.4 Module `exec`

- License: Apache 2.0
- Version: 1.1.21
- This module requires compiler version 2017.1 or higher
- Upstream project: <https://github.com/inmanta/exec.git>

## Entities

### entity `exec::Run`

Parents: `std::Resource`

Run a command with almost exact semantics as the `exec` type of puppet

*The command is not executed in a shell!* This means:

- shell operators like `;`, `|`, `>` don't work
- variable substitution doesn't work: `echo $PATH` will literally print `$PATH`
- variable substitution doesn't work in environment variables either: setting `PATH` to `$PATH` will result in *command not found*

If want to run a command in a shell, use the plugin `'in_shell'`:

```
exec::Run(host=host, command=exec::in_shell(command))
```

If you want variable substitution on environment variables, use the `export` command in the shell:

```
exec::Run(host=host, command=exec::in_shell("export PATH=$PATH:/usr/local/bin; {
↪{command}}"))
```

**attribute** `string command`

The actual command to execute. The command should be almost always be idempotent.

**attribute** `string creates="`

A file that the command creates, when the file already exists the command will not be executed. This helps to make simple commands idempotent

**attribute** `string cwd="`

The directory from which to run the command. **WARNING:** Command is spawned in a subshell. This implies that the real path of `cwd` is used and not a possible symlinked path.

**attribute** `dict environment={ }`

Environment variables to set before the command is executed. A dictionary of variables can be passed in the form `{ "var": "value" }`.

**attribute** `string onlyif="`

Only execute the command if this command is true (returns 0)

**attribute** `string path="`

The path to search the command in

**attribute** `string reload="`

The command to execute when this run needs to reload. If empty the command itself will be executed again.

**attribute** `bool reload_only=false`

Only use this command to reload

**attribute** `number[] returns=List()`

A list of valid return codes, by default this is only 0

**attribute** `number timeout=300`

The maximum time the command should take. If the command takes longer, the deploy agent will try to end it.

**attribute** `string unless="`

If this attribute is set, the command will only execute if the command in this attribute is not successful (returns not 0). If the command passed to this attribute does not exist, this is interpreted as a non-successful execution.

**attribute** bool skip\_on\_fail=false

Report this resource as skipped instead of failed.

**relation** std::Host host [1]

The following implementations are defined for this entity:

- `exec::execHost`

The following implements statements select implementations for this entity:

- `exec::execHost` constraint true

## Implementations

**implementation** `exec::execHost`

## Plugins

`exec.in_shell(command: 'string') → 'any'`

Wrap the command such that it is executed in a shell

## Resources

**class** `exec.Run`

This class represents a service on a system.

- Resource for entity `exec:Run`
- Id attribute `command`
- Agent name `host.name`
- Handlers `exec.PosixRun`

## Handlers

**class** `exec.PosixRun`

A handler to execute commands on posix compatible systems. This is a very atypical resource as this executes a command. The `check_resource` method will determine based on the “`reload_only`”, “`creates`”, “`unless`” and “`onlyif`” attributes if the command will be executed.

- Handler name `posix`
- Handler for entity `exec:Run`

## 10.7.5 Module graph

- License: Apache V2
- Version: 0.8.16
- Upstream project: <https://github.com/inmanta/graph.git>

## Entities

### entity graph::ClassDiagram

Parents: *std::Entity*

Create a class diagram of a given module expression

**attribute** string name

The name of the graph, this is used to determine the name of the resulting image file

**attribute** string[] moduleexpression

List of regexes matching module names

**attribute** string header="

file header for plantuml file

The following implements statements select implementations for this entity:

- *std::none* constraint true

### entity graph::Graph

Parents: *std::Entity*

Create a graph with the given name and the grap definition in config

**attribute** string name

The name of the graph, this is used to determine the name of the resulting image file

**attribute** string config

The definition used to generate the graph

The following implements statements select implementations for this entity:

- *std::none* constraint true

## 10.7.6 Module ip

- License: Apache 2.0
- Version: 2.0.2
- This module requires compiler version 2016.5 or higher
- Upstream project: <https://github.com/inmanta/ip.git>

## Typedefs

**typedef** ip::cidr

- Base type string
- Type constraint (ip::is\_valid\_cidr(self) == true)

**typedef** ip::cidr\_v10

- Base type string
- Type constraint (ip::is\_valid\_cidr\_v10(self) == true)

**typedef** ip::cidr\_v6

- Base type string
- Type constraint (ip::is\_valid\_cidr\_v6(self) == true)

**typedef** ip::ip

- Base type string
- Type constraint (ip::is\_valid\_ip(self) == true)

**typedef** ip::ip\_v10

- Base type string
- Type constraint (ip::is\_valid\_ip\_v10(self) == true)

**typedef** ip::ip\_v6

- Base type string
- Type constraint (ip::is\_valid\_ip\_v6(self) == true)

**typedef** ip::mask

- Base type string
- Type constraint ip::is\_valid\_netmask(self)

**typedef** ip::port

- Base type int
- Type constraint ((self >= 0) and (self < 65536))

**typedef** ip::protocol

- Base type string
- Type constraint (((self == 'tcp') or (self == 'udp')) or (self == 'icmp')) or (self == 'sctp') or (self == 'all'))

## Entities

**entity** ip::Address

Parents: *ip::Alias*

The following implements statements select implementations for this entity:

- *std::none* constraint true

**entity** ip::Alias

Parents: *ip::IP*

**attribute** ip::ip netmask='0.0.0.0'

**attribute** number alias=0

**attribute** bool dhcp=false

**relation** ip::services::Server server [0:\*

other end: *ip::services::Server.ips* [0:\*

The following implements statements select implementations for this entity:

- *std::none* constraint true

**entity** ip::DstService

Parents: *ip::Service*

The following implements statements select implementations for this entity:

- *std::none* constraint true

**entity** ip::HostParents: *std::Host*

Like std::Host, kept for backwards compatibility.

**relation** ip::services::Server servers [0:\*other end: *ip::services::Server.host [1]***relation** ip::services::Client clients [0:\*other end: *ip::services::Client.host [1]*

The following implements statements select implementations for this entity:

- *std::hostDefaults* constraint true

**entity** ip::IPParents: *std::Entity*

Base class for all ip addresses

**attribute** ip::ip v4='0.0.0.0'

The following implements statements select implementations for this entity:

- *std::none* constraint true

**entity** ip::NetworkParents: *std::Entity*

A network in this infrastructure.

**attribute** string network**attribute** string netmask**attribute** string name**attribute** bool dhcp

The following implements statements select implementations for this entity:

- *std::none* constraint true

**entity** ip::PortParents: *ip::PortRange***attribute** ip::port high=0

The following implements statements select implementations for this entity:

- *std::none* constraint true

**entity** ip::PortRangeParents: *std::Entity***attribute** ip::port low**attribute** ip::port high

The following implements statements select implementations for this entity:

- *std::none* constraint true

**entity** ip::ServiceParents: *std::Entity*

Define a service as a protocol and a source and destination port range

**attribute** ip::protocol proto

**relation** ip::PortRange dst\_range [0:\*

**relation** ip::PortRange src\_range [0:\*

**relation** ip::services::BaseServer listening\_servers [0:\*

other end: *ip::services::BaseServer.services [0:\**

The following implements statements select implementations for this entity:

- *std::none* constraint true

**entity** ip::services::BaseClient

Parents: *std::Entity*

Base client class that connects to a server

**relation** ip::services::BaseServer servers [0:\*

other end: *ip::services::BaseServer.clients [0:\**

**entity** ip::services::BaseServer

Parents: *std::Entity*

Base class for servers that accept connections from clients

**relation** ip::Service services [0:\*

other end: *ip::Service.listening\_servers [0:\**

**relation** ip::services::BaseClient clients [0:\*

other end: *ip::services::BaseClient.servers [0:\**

**entity** ip::services::Client

Parents: *ip::services::BaseClient*

This interface models a client that is linked to a host

**relation** ip::Host host [1]

other end: *ip::Host.clients [0:\**

The following implements statements select implementations for this entity:

- *std::none* constraint true

**entity** ip::services::Server

Parents: *ip::services::BaseServer*

This interface models a server that accepts connections from a client

**relation** ip::Host host [1]

other end: *ip::Host.servers [0:\**

**relation** ip::Alias ips [0:\*

other end: *ip::Alias.server [0:\**

The following implements statements select implementations for this entity:

- *std::none* constraint true

**entity** ip::services::VirtualClient

Parents: *ip::services::BaseClient, ip::services::VirtualSide*

This interface models a virtual client. It can for example represent all clients that exist on the internet.



**attribute** string name

The following implements statements select implementations for this entity:

- `std::none` constraint true

**entity** `ip::services::VirtualHost`

Parents: `ip::services::VirtualScope`

An address represented by a hostname

**attribute** `std::hoststring` hostname

The following implements statements select implementations for this entity:

- `std::none` constraint true

**entity** `ip::services::VirtualIp`

Parents: `ip::services::VirtualScope`

Only one ip

**attribute** `ip::ip` address

**entity** `ip::services::VirtualNetwork`

Parents: `ip::services::VirtualScope`

Define a virtual network segment

**attribute** `ip::ip` network

**attribute** `ip::ip` netmask

**entity** `ip::services::VirtualRange`

Parents: `ip::services::VirtualScope`

A range defined by from/to

**attribute** `ip::ip` from

**attribute** `ip::ip` to

The following implements statements select implementations for this entity:

- `std::none` constraint true

**entity** `ip::services::VirtualScope`

Parents: `std::Entity`

This interface represents a scope to determine what a virtual client or server is.

**relation** `ip::services::VirtualSide` side [0:\*]

other end: `ip::services::VirtualSide.scope` [0:\*]

**entity** `ip::services::VirtualServer`

Parents: `ip::services::BaseServer`, `ip::services::VirtualSide`

Same as VirtualClient but then for a server

**attribute** string name

**entity** `ip::services::VirtualSide`

Parents: `std::Entity`

A base class for a virtual server or client

**relation** `ip::services::VirtualScope` scope [0:\*]

other end: `ip::services::VirtualScope.side` [0:\*]

## Plugins

`ip.add(addr: 'ip::ip_v10', n: 'number') → 'ip::ip_v10'`

Add a number to the given ip.

`ip.cidr_to_network(cidr: 'string') → 'string'`

Given cidr return the network address

`ip.concat(host: 'std::hoststring', domain: 'std::hoststring') → 'std::hoststring'`

Concat host and domain

`ip.hostname(fqdn: 'string') → 'string'`

Return the hostname part of the fqdn

`ip.ipindex(addr: 'ip::cidr_v10', position: 'number') → 'string'`

Return the address at position in the network.

`ip.ipnet(addr: 'ip::cidr_v10', what: 'string') → 'string'`

Return the ip, prefixlen, netmask or network address of the CIDR

### Parameters

- **addr** – CIDR
- **what** – The required result:
  - ip: The IP address of *addr* object.
  - prefixlen: The prefix length of *addr* object.
  - netmask: The subnet mask of *addr* object.
  - network: The network address of *addr* object.

For instance:

```
std::print(ipnet("192.168.1.100/24", "ip")) → 192.168.1.100
std::print(ipnet("192.168.1.100/24", "prefixlen")) → 24
std::print(ipnet("192.168.1.100/24", "netmask")) → 255.255.255.0
std::print(ipnet("192.168.1.100/24", "network")) → 192.168.1.0
```

`ip.is_valid_cidr(addr: 'string') → 'bool'`

`ip.is_valid_cidr_v10(addr: 'string') → 'bool'`

Validate if the string matches a v6 or a v4 network in CIDR notation

`ip.is_valid_cidr_v6(addr: 'string') → 'bool'`

`ip.is_valid_ip(addr: 'string') → 'bool'`

`ip.is_valid_ip_v10(addr: 'string') → 'bool'`

Validate if the string matches a v6 or v4 address

`ip.is_valid_ip_v6(addr: 'string') → 'bool'`

`ip.is_valid_netmask(netmask: 'string') → 'bool'`

Validate if the string matches a netmask

`ip.net_to_nm(network_addr: 'string') → 'string'`

`ip.netmask(cidr: 'number') → 'ip::ip'`

Given the cidr, return the netmask

`ip.network(ip: 'ip::ip', cidr: 'string') → 'string'`

Given the ip and the cidr, return the network address

## 10.7.7 Module mysql

- License: Apache 2.0
- Version: 0.6.14
- This module requires compiler version 2017.2 or higher
- Upstream project: <https://github.com/inmanta/mysql.git>

### Entities

#### entity mysql::DBMS

Parents: *std::Entity*

A DB management system (a service on a machina, DBaaS, ...)

**attribute** string hostref

reference to host, e.g. ip or hostname

**attribute** ip::port port=3306

**relation** mysql::Database databases [0:\*

other end: *mysql::Database.server* [1]

#### entity mysql::Database

Parents: *std::Entity*

**attribute** string name

**attribute** string user

**attribute** string password

**attribute** string encoding='utf8'

**attribute** string collation='utf8\_general\_ci'

**relation** mysql::DBMS server [1]

other end: *mysql::DBMS.databases* [0:\*

The following implementations are defined for this entity:

- *mysql::DBDependsOnServer*

The following implements statements select implementations for this entity:

- *mysql::DBDependsOnServer* constraint true

#### entity mysql::ManagedMysql

Parents: *mysql::DBMS*

**attribute** string user

**attribute** string password

**relation** ip::Host agenthost [1]

The following implementations are defined for this entity:

- *mysql::manageManaged*

The following implements statements select implementations for this entity:

- *mysql::manageManaged* constraint true

**entity** `mysql::Server`Parents: `ip::services::Server`, `mysql::DBMS`

Mysql server configuration

**attribute** `bool remove_anon_users=false`

Required when trying to connect to a mysql database on the same host over it' external IP.

**relation** `std::Service _svc [1]`

The following implementations are defined for this entity:

- `mysql::removeAnonUsers`
- `mysql::ports`
- `mysql::mysqlRedhat`
- `mysql::mysqlMariaDB`
- `mysql::ubuntuMysql`

The following implements statements select implementations for this entity:

- `mysql::removeAnonUsers` constraint (`remove_anon_users == true`)
- `mysql::ports` constraint `true`
- `mysql::mysqlRedhat` constraint (`std::familyof(host.os, 'rhel')` and (`host.os.version <= 6`))
- `mysql::mysqlMariaDB` constraint (`((std::familyof(host.os, 'rhel')` and (`host.os.version >= 7`)) or `std::familyof(host.os, 'fedora')`)
- `mysql::ubuntuMysql` constraint `std::familyof(host.os, 'ubuntu')`

## Implementations

**implementation** `mysql::dBDependsOnServer`**implementation** `mysql::manageManaged`**implementation** `mysql::mysqlMariaDB`**implementation** `mysql::mysqlRedhat`**implementation** `mysql::ports`**implementation** `mysql::removeAnonUsers`**implementation** `mysql::ubuntuMysql`

## 10.7.8 Module net

- License: Apache 2.0
- Version: 1.1.2
- This module requires compiler version 2020.1 or higher
- Upstream project: <https://github.com/inmanta/net.git>

## Typedefs

**typedef** net::mac\_addr

- Base type string
- Type constraint `std::validate_type('pydantic.constr',self,{'regex': '^([0-9a-fA-F]{2})(:[0-9a-fA-F]{2}){5}|$', 'strict': True})`

**typedef** net::vlan\_id

- Base type int
- Type constraint `std::validate_type('pydantic.conint',self,{'ge': 0, 'lt': 4096})`

## Entities

**entity** net::Interface

Parents: *std::Entity*

This interface models an ethernet network interface.

**attribute** net::mac\_addr mac="

**attribute** string name

**attribute** number mtu=1500

**attribute** bool vlan=false

**relation** std::Host host [1]

Host ethernet interface are always placed inside a host

other end: `std::Host.ifaces [0:*`

The following implements statements select implementations for this entity:

- *std::none* constraint true

### 10.7.9 Module openstack

- License: Apache 2.0
- Version: 4.0.4
- This module requires compiler version 2024.1 or higher
- Upstream project: <https://github.com/inmanta/openstack.git>

## Typedefs

**typedef** openstack::admin\_state

- Base type string
- Type constraint `((self == 'up') or (self == 'down'))`

**typedef** openstack::container\_format

- Base type string
- Type constraint `(self in ['ami', 'ari', 'aki', 'bare', 'ovf', 'ova', 'docker'])`

**typedef** openstack::direction

- Base type string
- Type constraint ((self == 'ingress') or (self == 'egress'))

**typedef** openstack::disk\_format

- Base type string
- Type constraint (self in ['ami', 'ari', 'aki', 'vhd', 'vhdx', 'vmdk', 'raw', 'qcow2', 'vdi', 'iso', 'ploop'])

**typedef** openstack::mac\_addr

- Base type string
- Type constraint std::validate\_type('pydantic.constr', self, {'regex': '^([0-9a-fA-F]{2}){5}|\$', 'strict': True})

**typedef** openstack::protocol

- Base type string
- Type constraint (self in ['tcp', 'udp', 'icmp', 'sctp', 'all'])

**typedef** openstack::visibility

- Base type string
- Type constraint (self in ['public', 'private'])

## Entities

**entity** openstack::AddressPair

Parents: *std::Entity*

An address pair that is added to a host port

**attribute** std::ipv4\_network address

The address range that is allowed on this port (network interface)

**attribute** openstack::mac\_addr? mac=null

The following implements statements select implementations for this entity:

- *std::none* constraint true

**entity** openstack::EndPoint

Parents: *openstack::OpenStackResource*

**attribute** string region

**attribute** string internal\_url

**attribute** string public\_url

**attribute** string admin\_url

**attribute** string service\_id

**relation** openstack::Service service [1]

other end: *openstack::Service.endpoint* [0:1]

**relation** openstack::Provider provider [1]  
 other end: *openstack::Provider.endpoints [0:\**]

The following implementations are defined for this entity:

- *openstack::endPoint*

The following implements statements select implementations for this entity:

- *openstack::endPoint, openstack::providerRequire* constraint true

**entity** openstack::Flavor

Parents: *openstack::OpenStackResource*

A machine flavor for OpenStack VMs

**attribute** string name  
 Descriptive name of the flavor. While OpenStack does not consider the name unique, this module does.

**attribute** int ram  
 Memory in MB for the flavor

**attribute** int vcpus  
 Number of VCPUs for the flavor

**attribute** int disk  
 Size of local disk in GB

**attribute** string? flavor\_id=null  
 OpenStack unique ID. You can use the reserved value “auto” to have Nova generate a UUID for the flavor in cases where you cannot simply pass null.

**attribute** int ephemeral=0  
 Ephemeral disk size in GB

**attribute** int swap=0  
 Swap space in MB

**attribute** float rxtx\_factor=1.0  
 RX/TX factor

**attribute** bool is\_public=true  
 Whether the flavor is publicly visible

**attribute** dict extra\_specs={}  
 Set extra specs on a flavor. See <https://docs.openstack.org/nova/rocky/admin/flavors.html>

**relation** openstack::Provider provider [1]  
 other end: *openstack::Provider.flavors [0:\**]

The following implements statements select implementations for this entity:

- *openstack::providerRequire* constraint true

**entity** openstack::FloatingIP

Parents: *openstack::OpenStackResource*

**attribute** string name

**attribute** std::ipv4\_address address

**attribute** bool force\_ip=false

**relation** openstack::Project project [1]  
 other end: *openstack::Project.floating\_ips [0:\**]

**relation** openstack::Provider provider [1]  
other end: *openstack::Provider.floating\_ips [0:\**]

**relation** openstack::Network external\_network [1]  
other end: *openstack::Network.floating\_ips [0:\**]

**relation** openstack::HostPort port [1]  
other end: *openstack::HostPort.floating\_ips [0:\**]

The following implementations are defined for this entity:

- *openstack::fipName*
- *openstack::fipAddr*

The following implements statements select implementations for this entity:

- *openstack::fipName, openstack::providerRequire* constraint **true**
- *openstack::fipAddr* constraint (not *force\_ip*)

**entity** openstack::GroupRule

Parents: *openstack::SecurityRule*

**relation** openstack::SecurityGroup remote\_group [1]  
other end: *openstack::SecurityGroup.remote\_group\_rules [0:\**]

The following implements statements select implementations for this entity:

- *std::none* constraint **true**

**entity** openstack::Host

Parents: *std::Host, openstack::VMAttributes*

**attribute** bool purged=false  
Set whether this Host should exist or not.

**attribute** bool purge\_on\_delete=false  
Purge this Host when it is deleted from the configuration model.

**relation** openstack::VirtualMachine vm [1]  
other end: *openstack::VirtualMachine.host [0:1]*

**relation** openstack::Subnet subnet [0:1]

**relation** ssh::Key key\_pair [1]

**relation** openstack::Project project [1]

**relation** openstack::Provider provider [1]

**relation** openstack::SecurityGroup security\_groups [0:\*]

The following implementations are defined for this entity:

- *openstack::eth0Port*
- *openstack::openstackVM*

The following implements statements select implementations for this entity:

- *openstack::eth0Port* constraint *subnet* is defined
- *std::hostDefaults, openstack::openstackVM* constraint **true**

**entity** openstack::HostPort

Parents: *openstack::Port*

A port attached to a VM



**attribute** string name

The name of the host port.

**attribute** bool portsecurity=true

Enable or disable port security (security groups and spoofing filters)

**attribute** bool dhcp=true

Enable dhcp for this port or not for this port

**attribute** int port\_index=0

The index of the port. This determines the order of the interfaces on the virtual machine. 0 means no specific order.

**attribute** int retries=20

A hostport can only be attached to a VM when it is in an active state. The handler will skip this port when the VM is not ready. To speed up deployments, the handler can retry this number of times before skipping the resource.

**attribute** int wait=5

The number of seconds to wait between retries.

**relation** openstack::Subnet subnet [1]

other end: *openstack::Subnet.host\_ports [0:\*]*

**relation** openstack::VirtualMachine vm [1]

other end: *openstack::VirtualMachine.ports [0:\*]*

**relation** openstack::FloatingIP floating\_ips [0:\*]

other end: *openstack::FloatingIP.port [1]*

The following implements statements select implementations for this entity:

- *openstack::providerRequire* constraint true

**entity** openstack::IPrule

Parents: *openstack::SecurityRule*

**attribute** std::ipv4\_network remote\_prefix

The following implements statements select implementations for this entity:

- *std::none* constraint true

**entity** openstack::Image

Parents: *openstack::OpenStackResource*

A machine image for OpenStack VMs

**attribute** string name

Name for the flavor. Inmanta treats image names as unique per provider.

**attribute** string uri

a link to the download location of the image.

**attribute** openstack::container\_format? container\_format='bare'

Must be one of [null, ami, ari, aki, bare, ovf, ova, docker].

**attribute** openstack::disk\_format? disk\_format='qcow2'

Must be one of [null, ami, ari, aki, vhd, vhdx, vmdk, raw, qcow2, vdi, iso, ploop].

**attribute** std::uuid? image\_id=null

uuid to identify the image. Auto set by OpenStack if not set.

**attribute** openstack::visibility visibility='public'

Whether the image is visible across all projects. Can either be public or private. Shared and community are currently not implemented.

**attribute** bool protected=false

Whether the image can be deleted or not. Inmanta will never delete protected images.

**attribute** dict metadata={}

Various metadata passed as a dict.

**attribute** bool skip\_on\_deploy=true

When set, inmanta will not wait for the image to be deployed and mark it as skipped.

**attribute** bool purge\_on\_delete=false

When set to true, the image will be removed when no longer present in the model.

**relation** openstack::Provider provider [1]

other end: *openstack::Provider.images [0:\*]*

The following implements statements select implementations for this entity:

- *openstack::providerRequire* constraint true

**entity** openstack::Network

Parents: *openstack::OpenStackResource*

A neutron network owned by a project

**attribute** string name

**attribute** bool external=false

**attribute** string physical\_network=""

**attribute** string network\_type=""

**attribute** int segmentation\_id=0

**attribute** bool shared=false

**attribute** bool? vlan\_transparent=null

**relation** openstack::Provider provider [1]

other end: *openstack::Provider.networks [0:\*]*

**relation** openstack::Project project [1]

other end: *openstack::Project.networks [0:\*]*

**relation** openstack::Subnet subnets [0:\*]

other end: *openstack::Subnet.network [1]*

**relation** openstack::Router routers [0:\*]

other end: *openstack::Router.ext\_gateway [0:1]*

**relation** openstack::FloatingIP floating\_ips [0:\*]

other end: *openstack::FloatingIP.external\_network [1]*

The following implements statements select implementations for this entity:

- *openstack::providerRequire* constraint true

**entity** openstack::OpenStackResource

Parents: *std::PurgeableResource*, *std::ManagedResource*

Base class for all openstack resources

**attribute** bool send\_event=true

Forced to default true. This means that all resources that subscribe to this resource will run their process events / reload.

The following implementations are defined for this entity:

- *openstack::providerRequire*

**entity** openstack::Port

Parents: *openstack::OpenStackResource*

A port on a network

**attribute** std::ipv4\_address address

**relation** openstack::Provider provider [1]

other end: *openstack::Provider.ports [0:\**

**relation** openstack::Project project [1]

other end: *openstack::Project.ports [0:\**

**relation** openstack::AddressPair allowed\_address\_pairs [0:\*

**entity** openstack::Project

Parents: *openstack::OpenStackResource*

A project / tenant in openstack

**attribute** string name

**attribute** bool enabled=true

**attribute** string description=""

**relation** openstack::Provider provider [1]

other end: *openstack::Provider.projects [0:\**

**relation** openstack::Role roles [0:\*

Each user can have multiple roles

other end: *openstack::Role.project [1]*

**relation** openstack::Network networks [0:\*

other end: *openstack::Network.project [1]*

**relation** openstack::Port ports [0:\*

other end: *openstack::Port.project [1]*

**relation** openstack::Subnet subnets [0:\*

other end: *openstack::Subnet.project [1]*

**relation** openstack::Router routers [0:\*

other end: *openstack::Router.project [1]*

**relation** openstack::SecurityGroup security\_groups [0:\*

other end: *openstack::SecurityGroup.project [1]*

**relation** openstack::FloatingIP floating\_ips [0:\*

other end: *openstack::FloatingIP.project [1]*

The following implements statements select implementations for this entity:

- *openstack::providerRequire* constraint true

**entity** openstack::ProviderParents: *std::Entity*

The configuration for accessing an Openstack based IaaS

**attribute** string name**attribute** string connection\_url**attribute** bool verify\_cert=true

Indicates whether the SSL/TLS certificate should be verified.

**attribute** string username**attribute** string password**attribute** string tenant**attribute** string token=""**attribute** string admin\_url=""**attribute** bool auto\_agent=true**relation** openstack::Project projects [0:\*]  
other end: *openstack::Project.provider* [1]**relation** openstack::User users [0:\*]  
other end: *openstack::User.provider* [1]**relation** openstack::Role roles [0:\*]  
other end: *openstack::Role.provider* [1]**relation** openstack::Service services [0:\*]  
other end: *openstack::Service.provider* [1]**relation** openstack::EndPoint endpoints [0:\*]  
other end: *openstack::EndPoint.provider* [1]**relation** openstack::Network networks [0:\*]  
other end: *openstack::Network.provider* [1]**relation** openstack::Port ports [0:\*]  
other end: *openstack::Port.provider* [1]**relation** openstack::Subnet subnets [0:\*]  
other end: *openstack::Subnet.provider* [1]**relation** openstack::Router routers [0:\*]  
other end: *openstack::Router.provider* [1]**relation** openstack::SecurityGroup security\_groups [0:\*]  
other end: *openstack::SecurityGroup.provider* [1]**relation** openstack::FloatingIP floating\_ips [0:\*]  
other end: *openstack::FloatingIP.provider* [1]**relation** openstack::VirtualMachine virtual\_machines [0:\*]  
other end: *openstack::VirtualMachine.provider* [1]**relation** openstack::Flavor flavors [0:\*]  
other end: *openstack::Flavor.provider* [1]

**relation** openstack::Image images [0:\*]  
 other end: *openstack::Image.provider* [1]

The following implementations are defined for this entity:

- *openstack::agentConfig*

The following implements statements select implementations for this entity:

- *std::none* constraint true
- *openstack::agentConfig* constraint auto\_agent

**entity** openstack::Role

Parents: *openstack::OpenStackResource*

A role in openstack. A role defines membership of a user in a project. This entity is used to connect users to projects. With this, it implicitly defines the role.

**attribute** string role\_id

**attribute** string role

**relation** openstack::Provider provider [1]  
 other end: *openstack::Provider.roles* [0:\*]

**relation** openstack::Project project [1]  
 Each user can have multiple roles  
 other end: *openstack::Project.roles* [0:\*]

**relation** openstack::User user [1]  
 other end: *openstack::User.roles* [0:\*]

The following implementations are defined for this entity:

- *openstack::roleImpl*

The following implements statements select implementations for this entity:

- *openstack::roleImpl*, *openstack::providerRequire* constraint true

**entity** openstack::Route

Parents: *std::Entity*

A routing rule to add

**attribute** std::ipv4\_network destination

**attribute** std::ipv4\_address nexthop

**relation** openstack::Router router [0:1]  
 other end: *openstack::Router.routes* [0:\*]

The following implements statements select implementations for this entity:

- *std::none* constraint true

**entity** openstack::Router

Parents: *openstack::OpenStackResource*

A router

**attribute** openstack::admin\_state admin\_state='up'

**attribute** string name

**attribute** bool ha=false

**attribute** bool distributed=false

**relation** openstack::Provider provider [1]  
other end: *openstack::Provider.routers* [0:~]

**relation** openstack::Project project [1]  
other end: *openstack::Project.routers* [0:~]

**relation** openstack::RouterPort ports [0:~]  
other end: *openstack::RouterPort.router* [1]

**relation** openstack::Subnet subnets [0:~]  
other end: *openstack::Subnet.router* [0:1]

**relation** openstack::Network ext\_gateway [0:1]  
other end: *openstack::Network.routers* [0:~]

**relation** openstack::Route routes [0:~]  
other end: *openstack::Route.router* [0:1]

The following implements statements select implementations for this entity:

- *openstack::providerRequire* constraint true

**entity** openstack::RouterPort

Parents: *openstack::Port*

A port attached to a router

**attribute** string name

**relation** openstack::Subnet subnet [1]  
other end: *openstack::Subnet.routers* [0:~]

**relation** openstack::Router router [1]  
other end: *openstack::Router.ports* [0:~]

The following implements statements select implementations for this entity:

- *openstack::providerRequire* constraint true

**entity** openstack::SecurityGroup

Parents: *openstack::OpenStackResource*

**attribute** string description=""

**attribute** string name

**attribute** bool manage\_all=true

**attribute** int retries=10

A security group can only be deleted when it is no longer in use. The API confirms the delete of a virtual machine for example, but it might still be in progress. This results in a failure to delete the security group. To speed up deployments, the handler can retry this number of times before skipping the resource.

**attribute** int wait=5

The number of seconds to wait between retries.

**relation** openstack::Provider provider [1]  
other end: *openstack::Provider.security\_groups* [0:~]

**relation** openstack::Project project [1]  
other end: *openstack::Project.security\_groups* [0:~]

**relation** openstack::VirtualMachine virtual\_machines [0:\*]  
 other end: *openstack::VirtualMachine.security\_groups [0:\*]*

**relation** openstack::GroupRule remote\_group\_rules [0:\*]  
 other end: *openstack::GroupRule.remote\_group [1]*

**relation** openstack::SecurityRule rules [0:\*]  
 other end: *openstack::SecurityRule.group [1]*

The following implementations are defined for this entity:

- *openstack::sg*

The following implements statements select implementations for this entity:

- *openstack::sg, openstack::providerRequire* constraint true

**entity** openstack::SecurityRule

Parents: *std::Entity*

A filter rule in the a security group

**attribute** openstack::protocol ip\_protocol

The type of ip protocol to allow. Currently this support tcp/udp/icmp/sctp or all

**attribute** std::port port\_min=0

**attribute** std::port port\_max=0

**attribute** std::port port=0

**attribute** openstack::direction direction

**relation** openstack::SecurityGroup group [1]  
 other end: *openstack::SecurityGroup.rules [0:\*]*

**entity** openstack::Service

Parents: *openstack::OpenStackResource*

**attribute** string name

**attribute** string type

**attribute** string description

**relation** openstack::Provider provider [1]  
 other end: *openstack::Provider.services [0:\*]*

**relation** openstack::EndPoint endpoint [0:1]  
 other end: *openstack::EndPoint.service [1]*

The following implements statements select implementations for this entity:

- *openstack::providerRequire* constraint true

**entity** openstack::Subnet

Parents: *openstack::OpenStackResource*

A neutron network subnet

**attribute** std::ipv4\_network network\_address

**attribute** bool dhcp

**attribute** string name

**attribute** string allocation\_start=""

**attribute** string allocation\_end=""

**attribute** std::ipv4\_address[] dns\_servers=List()

**attribute** std::ipv4\_address? gateway\_ip=null

The gateway IP to set on this subnet. If set to null, the first IP in the subnet will be used as the gateway\_ip. Example: 192.168.0.1 will be used for the network 192.168.0.0/24.

**attribute** bool disable\_gateway\_ip=false

When set to true, no gateway IP will be set for the subnet. As such, the gateway\_ip parameter will be ignored.

**relation** openstack::RouterPort routers [0:\*]

other end: *openstack::RouterPort.subnet [1]*

**relation** openstack::HostPort host\_ports [0:\*]

other end: *openstack::HostPort.subnet [1]*

**relation** openstack::Provider provider [1]

other end: *openstack::Provider.subnets [0:\*]*

**relation** openstack::Project project [1]

other end: *openstack::Project.subnets [0:\*]*

**relation** openstack::Network network [1]

other end: *openstack::Network.subnets [0:\*]*

**relation** openstack::Router router [0:1]

other end: *openstack::Router.subnets [0:\*]*

The following implements statements select implementations for this entity:

- *openstack::providerRequire* constraint true

**entity** openstack::User

Parents: *openstack::OpenStackResource*

A user in openstack. A handler for this entity type is loaded by agents.

**attribute** string name

The name of the user. The name of the user has to be unique on a specific IaaS. The handler will use this name to query for the exact user and its ID.

**attribute** string email

The email address of the user to use.

**attribute** bool enabled=true

Enable or disable this user

**attribute** string password=""

The password for this user. The handler will always reset back to this password. The handler will ignore this attribute when an empty string is set.

**relation** openstack::Provider provider [1]

other end: *openstack::Provider.users [0:\*]*

**relation** openstack::Role roles [0:\*]

other end: *openstack::Role.user [1]*

The following implements statements select implementations for this entity:

- *openstack::providerRequire* constraint true



**entity** `openstack::VMAttributes`Parents: `std::Entity`

Entity with vm attributes that can be used for a virtual machine and a host

**attribute** string `flavor`

The name of the flavor

**attribute** string `image`

The uuid of the image

**attribute** string `user_data`The `user_data` script to pass**attribute** dict `metadata={}`

A dict of metadata items

**attribute** dict `personality={}`

A dict of files (personality)

**attribute** bool `config_drive=false`

Attach a configuration drive to the vm

**entity** `openstack::VirtualMachine`Parents: `openstack::OpenStackResource`, `openstack::VMAttributes`**attribute** string `name`**relation** `openstack::HostPort` `ports` [0:\*]other end: `openstack::HostPort.vm` [1]**relation** `openstack::SecurityGroup` `security_groups` [0:\*]other end: `openstack::SecurityGroup.virtual_machines` [0:\*]**relation** `openstack::HostPort` `eth0_port` [1]**relation** `ssh::Key` `key_pair` [1]**relation** `openstack::Project` `project` [1]**relation** `openstack::Provider` `provider` [1]other end: `openstack::Provider.virtual_machines` [0:\*]**relation** `openstack::Host` `host` [0:1]other end: `openstack::Host.vm` [1]

The following implements statements select implementations for this entity:

- `openstack::providerRequire` constraint true

**Implementations****implementation** `openstack::agentConfig`**implementation** `openstack::endPoint`**implementation** `openstack::eth0Port`**implementation** `openstack::fipAddr`**implementation** `openstack::fipName`**implementation** `openstack::openstackVM`

**implementation** openstack::providerRequire

**implementation** openstack::roleImpl

**implementation** openstack::sg

## Plugins

`openstack.find_flavor(provider: 'openstack::Provider', vcpus: 'number', ram: 'number', pinned: 'bool' = False) → 'string'`

Find the flavor that matches the closest to the resources requested.

### Parameters

- **vcpus** – The number of virtual cpus in the flavor
- **ram** – The amount of ram in gigabyte
- **pinned** – Whether the CPUs need to be pinned (`#vcpu == #pcpu`)

`openstack.find_image(provider: 'openstack::Provider', os: 'std::OS', name: 'string' = None) → 'string'`

Search for an image that matches the given operating system. This plugin uses the `os_distro` and `os_version` tags of an image and the name and version attributes of the OS parameter.

If multiple images match, the most recent image is returned.

### Parameters

- **provider** – The provider to query for an image
- **os** – The operating system and version (using `os_distro` and `os_version` metadata)
- **name** – An optional string that the image name should contain

## Resources

**class** openstack.**EndPoint**

An endpoint for a service

- Resource for entity `openstack::EndPoint`
- Id attribute `service_id`
- Agent name `provider.name`
- Handlers `openstack.EndpointHandler`

**class** openstack.**Flavor**

A flavor is an available hardware configuration for a server.

- Resource for entity `openstack::Flavor`
- Id attribute `name`
- Agent name `provider.name`
- Handlers `openstack.FlavorHandler`

**class** openstack.FloatingIP

A floating ip

- Resource for entity *openstack::FloatingIP*
- Id attribute name
- Agent name provider.name
- Handlers *openstack.FloatingIPHandler*

**class** openstack.HostPort

A port in a router

- Resource for entity *openstack::HostPort*
- Id attribute name
- Agent name provider.name
- Handlers *openstack.HostPortHandler*

**class** openstack.Image

- Resource for entity *openstack::Image*
- Id attribute name
- Agent name provider.name
- Handlers *openstack.ImageHandler*

**class** openstack.Network

This class represents a network in neutron

- Resource for entity *openstack::Network*
- Id attribute name
- Agent name provider.name
- Handlers *openstack.NetworkHandler*

**class** openstack.Project

This class represents a project in keystone

- Resource for entity *openstack::Project*
- Id attribute name
- Agent name provider.name
- Handlers *openstack.ProjectHandler*

**class** openstack.Role

A role that adds a user to a project

- Resource for entity *openstack::Role*
- Id attribute role\_id
- Agent name provider.name
- Handlers *openstack.RoleHandler*

**class** `openstack.Router`

This class represent a router in neutron

- Resource for entity `openstack::Router`
- Id attribute name
- Agent name `provider.name`
- Handlers `openstack.RouterHandler`

**class** `openstack.RouterPort`

A port in a router

- Resource for entity `openstack::RouterPort`
- Id attribute name
- Agent name `provider.name`
- Handlers `openstack.RouterPortHandler`

**class** `openstack.SecurityGroup`

A security group in an OpenStack tenant

- Resource for entity `openstack::SecurityGroup`
- Id attribute name
- Agent name `provider.name`
- Handlers `openstack.SecurityGroupHandler`

**class** `openstack.Service`

A service for which endpoints can be registered

- Resource for entity `openstack::Service`
- Id attribute name
- Agent name `provider.name`
- Handlers `openstack.ServiceHandler`

**class** `openstack.Subnet`

This class represent a subnet in neutron

- Resource for entity `openstack::Subnet`
- Id attribute name
- Agent name `provider.name`
- Handlers `openstack.SubnetHandler`

**class** `openstack.User`

A user in keystone

- Resource for entity `openstack::User`
- Id attribute name

- Agent name `provider.name`
- Handlers `openstack.UserHandler`

**class** `openstack.VirtualMachine`

A virtual machine managed by a hypervisor or IaaS

- Resource for entity `openstack::VirtualMachine`
- Id attribute name
- Agent name `provider.name`
- Handlers `openstack.VirtualMachineHandler`

**Handlers****class** `openstack.FlavorHandler`

- Handler name `openstack`
- Handler for entity `openstack::Flavor`

**class** `openstack.ImageHandler`

- Handler name `openstack`
- Handler for entity `openstack::Image`

**class** `openstack.VirtualMachineHandler`

- Handler name `openstack`
- Handler for entity `openstack::VirtualMachine`

**class** `openstack.NetworkHandler`

- Handler name `openstack`
- Handler for entity `openstack::Network`

**class** `openstack.RouterHandler`

- Handler name `openstack`
- Handler for entity `openstack::Router`

**class** `openstack.SubnetHandler`

- Handler name `openstack`
- Handler for entity `openstack::Subnet`

**class** `openstack.RouterPortHandler`

- Handler name `openstack`
- Handler for entity `openstack::RouterPort`

**class** `openstack.HostPortHandler`

- Handler name `openstack`
- Handler for entity `openstack::HostPort`

**class** `openstack.SecurityGroupHandler`

- Handler name `openstack`
- Handler for entity `openstack::SecurityGroup`

**class** `openstack.FloatingIPHandler`

- Handler name `openstack`
- Handler for entity `openstack::FloatingIP`

**class** `openstack.ProjectHandler`

- Handler name `openstack`
- Handler for entity `openstack::Project`

**class** `openstack.UserHandler`

- Handler name `openstack`
- Handler for entity `openstack::User`

**class** `openstack.RoleHandler`

creates roles and user, project, role associations

- Handler name `openstack`
- Handler for entity `openstack::Role`

**class** `openstack.ServiceHandler`

- Handler name `openstack`
- Handler for entity `openstack::Service`

**class** `openstack.EndpointHandler`

- Handler name `openstack`
- Handler for entity `openstack::EndPoint`

### 10.7.10 Module `postgresql`

- License: Apache 2.0
- Version: 1.0.9
- Upstream project: <https://github.com/inmanta/postgresql.git>

#### Typedefs

**typedef** `postgresql::username_t`

- Base type `string`
- Type constraint `/[a-z0-9]*/`

## Entities

**entity** postgresql::Database

Parents: *std::PurgeableResource*

**attribute** string db\_name

**relation** postgresql::PostgresqlServer server [1]

other end: *postgresql::PostgresqlServer.databases [0:\**]

**relation** postgresql::User owner [1]

other end: *postgresql::User.databases [0:\**]

The following implementations are defined for this entity:

- *postgresql::db\_requires*

The following implements statements select implementations for this entity:

- *postgresql::db\_requires* constraint true

**entity** postgresql::PostgresqlServer

Parents: *std::Entity*

**attribute** bool managed=true

**attribute** int log\_min\_duration\_statement=-1

**attribute** bool pg\_stat\_statements=false

**attribute** int pg\_version=13

**relation** std::Host host [1]

**relation** postgresql::Database databases [0:\*]

other end: *postgresql::Database.server [1]*

**relation** postgresql::User users [0:\*]

other end: *postgresql::User.server [1]*

**relation** std::Entity \_packages [0:\*]

internal Wait point: do Something(requires=\_packages) to wait for all packages to be installed

The following implementations are defined for this entity:

- *postgresql::install*
- *postgresql::postgresqlServer*

The following implements statements select implementations for this entity:

- *postgresql::postgresqlServer, postgresql::install* constraint managed
- *std::none* constraint (not managed)

**entity** postgresql::PostgresqlTools

Parents: *std::Entity*

Install the postgresql client tools on a host.

**attribute** int pg\_version=13

**relation** std::Host host [1]

The following implementations are defined for this entity:

- *postgresql::install\_tools*

The following implements statements select implementations for this entity:

- `postgresql::install_tools` constraint true

**entity** `postgresql::User`

Parents: `std::PurgeableResource`

**attribute** `postgresql::username_t` `username`

**attribute** `string` `password`

**attribute** `string[]` `from=List()`

network location this user is allowed to connect from

**relation** `postgresql::PostgresqlServer` `server` [1]

other end: `postgresql::PostgresqlServer.users` [0:\*

**relation** `postgresql::Database` `databases` [0:\*

other end: `postgresql::Database.owner` [1]

The following implementations are defined for this entity:

- `postgresql::user_requires`

The following implements statements select implementations for this entity:

- `postgresql::user_requires` constraint true

**entity** `postgresql::ha::Master`

Parents: `postgresql::PostgresqlServer`

**attribute** `string` `synchronous_standby_names='inmanta'`

**attribute** `string` `replication_slot_name='replication'`

**attribute** `string` `replication_user='replication'`

**attribute** `string` `replication_user_password`

**attribute** `string` `synchronous_commit='off'`

**relation** `postgresql::ha::Standby` `standby` [1]

other end: `postgresql::ha::Standby.master` [1]

**relation** `postgresql::ha::ReplicationSlot` `replication_slot` [1]

other end: `postgresql::ha::ReplicationSlot.server` [1]

The following implementations are defined for this entity:

- `postgresql::ha::postgresqlMaster`

The following implements statements select implementations for this entity:

- `postgresql::install, postgresql::ha::postgresqlMaster` constraint true

**entity** `postgresql::ha::ReplicationSlot`

Parents: `std::PurgeableResource`

**relation** `postgresql::ha::Master` `server` [1]

other end: `postgresql::ha::Master.replication_slot` [1]

The following implements statements select implementations for this entity:

- `std::none` constraint true

**entity** `postgresql::ha::Standby`

Parents: `postgresql::PostgresqlServer`



```
relation postgresql::ha::Master master [1]
    other end: postgresql::ha::Master.standby [1]
```

The following implementations are defined for this entity:

- *postgresql::ha::postgresqlStandby*

The following implements statements select implementations for this entity:

- *postgresql::install, postgresql::ha::postgresqlStandby* constraint true

## Implementations

```
implementation postgresql::db_requires
```

```
implementation postgresql::install
```

```
implementation postgresql::install_tools
```

```
implementation postgresql::postgresqlServer
```

```
implementation postgresql::user_requires
```

```
implementation postgresql::ha::postgresqlMaster
```

```
implementation postgresql::ha::postgresqlStandby
```

## Resources

```
class postgresql.resources.Database
```

- Resource for entity *postgresql::Database*
- Id attribute `db_name`
- Agent name `server.host.name`
- Handlers *postgresql.resources.DatabaseProvider*

```
class postgresql.resources.User
```

- Resource for entity *postgresql::User*
- Id attribute `username`
- Agent name `server.host.name`
- Handlers *postgresql.resources.UserProvider*

```
class postgresql.resources.ReplicationSlot
```

- Resource for entity *postgresql::ha::ReplicationSlot*
- Id attribute `replication_user`
- Agent name `server.host.name`
- Handlers *postgresql.resources.ReplicationSlotProvider*

## Handlers

**class** `postgresql.resources.DatabaseProvider`

- Handler name `postgresql-database`
- Handler for entity `postgresql::Database`

**class** `postgresql.resources.UserProvider`

- Handler name `postgresql-user`
- Handler for entity `postgresql::User`

**class** `postgresql.resources.ReplicationSlotProvider`

- Handler name `postgresql-user`
- Handler for entity `postgresql::ha::ReplicationSlot`

### 10.7.11 Module redhat

- License: Apache 2.0
- Version: 1.0.9
- Upstream project: <https://github.com/inmanta/redhat.git>

### 10.7.12 Module rest

- License: Apache 2.0
- Version: 0.2.21
- This module requires compiler version 2018.1 or higher
- Upstream project: <https://github.com/inmanta/rest.git>

## Entities

**entity** `rest::RESCall`

Parents: `std::Resource`

This resource executes a restcall during the execute phase of the handler

**attribute** `string url_id`

**attribute** `string url`

The url to call

**attribute** `string method='GET'`

The HTTP method to use

**attribute** `dict body`

The body of the the http call. By default this body is sent as a json body

**attribute** `dict headers={}`

Additional headers to pass to the server.

**attribute** `bool form_encoded=false`

Use form encoding for the body

**attribute** bool `ssl_verify=true`

Verify the ssl cert of the server

**attribute** string? `auth_user=null`

The user to authenticate with

**attribute** string? `auth_password=null`

The password to authenticate with

**attribute** number[] `return_codes=List()`

Returns code that indicate that the call was successfull

**attribute** string? `validate_return=null`

An JQ expression to validate the return result of the call. The result of this JQ expression evaluates to a python true or false.

**attribute** bool `skip_on_fail=false`

Report this resource as skipped instead of failed.

**attribute** string `agent='internal'`

The agent to initiate the REST call from

The following implementations are defined for this entity:

- `rest::restCallID`

The following implements statements select implementations for this entity:

- `rest::restCallID` constraint true

## Implementations

**implementation** `rest::restCallID`

## Resources

**class** `rest.RESTCall`

A Call to a rest endpoint

- Resource for entity `rest::RESTCall`
- Id attribute `url_id`
- Agent name `agent`
- Handlers `rest.RESTHandler`

## Handlers

**class** `rest.RESTHandler`

- Handler name `requests`
- Handler for entity `rest::RESTCall`

### 10.7.13 Module ssh

- License: Apache 2.0
- Version: 1.0.1
- Upstream project: <https://github.com/inmanta/ssh.git>

#### Entities

##### **entity** ssh::Key

Parents: *std::Entity*

A public ssh-key used to access virtual machine

**attribute** string public\_key

The actual public key that needs to be deployed

**attribute** string name

An identifier for the public key

**attribute** string command="

The command that can be executed with this public key

**attribute** string options="

SSH options associated with this public key

**relation** ssh::SSHUser ssh\_users [0:\*]

other end: *ssh::SSHUser.ssh\_keys [0:\*]*

The following implements statements select implementations for this entity:

- *std::none* constraint true

##### **entity** ssh::SSHUser

Parents: *std::Entity*

An ssh users allows authorized keys to be installed

**attribute** string home\_dir

**attribute** string user

**attribute** string group

**relation** ssh::Key ssh\_keys [0:\*]

other end: *ssh::Key.ssh\_users [0:\*]*

**relation** std::Host host [1]

The following implementations are defined for this entity:

- *ssh::sshUser*

The following implements statements select implementations for this entity:

- *ssh::sshUser* constraint true

## Implementations

**implementation** ssh::sshUser

## Plugins

ssh.**get\_private\_key**(name: 'string') → 'string'

Create or return if it already exists a key with the given name. The private key is returned.

ssh.**get\_public\_key**(name: 'string') → 'string'

See get\_private\_key

ssh.**get\_putty\_key**(name: 'string') → 'string'

### 10.7.14 Module std

- License: Apache 2.0
- Version: 5.2.1
- This module requires compiler version 2023.6 or higher
- Upstream project: <https://github.com/inmanta/std.git>

## Typedefs

**typedef** std::alfanum

- Base type string
- Type constraint `std::validate_type('pydantic.constr', self, {'regex': '[a-zA-Z0-9]*$', 'strict': True})`

**typedef** std::any\_http\_url

- Base type string
- Type constraint `std::validate_type('pydantic.AnyHttpUrl', self)`

**typedef** std::any\_url

- Base type string
- Type constraint `std::validate_type('pydantic.AnyUrl', self)`

**typedef** std::ascii\_word

- Base type string
- Type constraint `std::validate_type('pydantic.constr', self, {'regex': '[!~]*$', 'strict': True})`

**typedef** std::base64

- Base type string
- Type constraint `std::is_base64_encoded(self)`

**typedef** std::config\_agent

- Base type string
- Type constraint `(self != 'internal')`

**typedef** std::date

- Base type string
- Type constraint std::validate\_type('datetime.date', self)

**typedef** std::datetime

- Base type string
- Type constraint std::validate\_type('datetime.datetime', self)

**typedef** std::email\_str

- Base type string
- Type constraint std::validate\_type('pydantic.EmailStr', self)

**typedef** std::hoststring

- Base type string
- Type constraint /^[A-Za-z0-9-]+(\.[A-Za-z0-9-]+)\*\$/

**typedef** std::http\_url

- Base type string
- Type constraint std::validate\_type('pydantic.HttpUrl', self)

**typedef** std::ipv4\_address

- Base type string
- Type constraint std::validate\_type('ipaddress.IPv4Address', self)

**typedef** std::ipv4\_interface

- Base type string
- Type constraint std::validate\_type('ipaddress.IPv4Interface', self)

**typedef** std::ipv4\_network

- Base type string
- Type constraint std::validate\_type('ipaddress.IPv4Network', self)

**typedef** std::ipv6\_address

- Base type string
- Type constraint std::validate\_type('ipaddress.IPv6Address', self)

**typedef** std::ipv6\_interface

- Base type string
- Type constraint std::validate\_type('ipaddress.IPv6Interface', self)

**typedef** std::ipv6\_network

- Base type string
- Type constraint std::validate\_type('ipaddress.IPv6Network', self)

**typedef** std::ipv\_any\_address

- Base type string
- Type constraint std::validate\_type('pydantic.IPvAnyAddress', self)

**typedef** `std::ipv_any_interface`

- Base type string
- Type constraint `std::validate_type('pydantic.IPvAnyInterface', self)`

**typedef** `std::ipv_any_network`

- Base type string
- Type constraint `std::validate_type('pydantic.IPvAnyNetwork', self)`

**typedef** `std::name_email`

- Base type string
- Type constraint `std::validate_type('pydantic.NameEmail', self)`

**typedef** `std::negative_float`

- Base type number
- Type constraint `std::validate_type('pydantic.NegativeFloat', self)`

**typedef** `std::negative_int`

- Base type int
- Type constraint `std::validate_type('pydantic.NegativeInt', self)`

**typedef** `std::non_empty_string`

- Base type string
- Type constraint `/(.*\S.*)$/`

**typedef** `std::package_state`

- Base type string
- Type constraint `((self == 'installed') or (self == 'removed')) or (self == 'latest')`

**typedef** `std::port`

- Base type int
- Type constraint `((self >= 0) and (self < 65536))`

**typedef** `std::positive_float`

- Base type number
- Type constraint `std::validate_type('pydantic.PositiveFloat', self)`

**typedef** `std::positive_int`

- Base type int
- Type constraint `std::validate_type('pydantic.PositiveInt', self)`

**typedef** `std::printable_ascii`

- Base type string
- Type constraint `std::validate_type('pydantic.constr', self, {'regex': '^[-~]*$', 'strict': True})`

**typedef** `std::service_state`

- Base type string
- Type constraint `((self == 'running') or (self == 'stopped'))`

**typedef** `std::time`

- Base type string
- Type constraint `std::validate_type('datetime.time', self)`

**typedef** `std::uuid`

- Base type string
- Type constraint `std::validate_type('uuid.UUID', self)`

## Entities

**entity** `std::AgentConfig`

Parents: `std::PurgeableResource`

Control agent settings. Currently these settings are only applied to autostarted agents

**attribute** `bool autostart=false`

When this flag is set to true, the resource will be exported and set the agent map on the orchestrator. When false, this instance is ignored but can be used to generate agent configuration files.

**attribute** `std::config_agent agentname`

The name of the agent to which this config applies.

**attribute** `string agent='internal'`

If a resource is exported, agent manages the resource.

**attribute** `string uri='local:'`

The uri that indicates how the agent should execute. Currently the following uri are supported: \* "" An empty string. This is the same as running it locally \* local: Manage resource locally \* ssh://[{}user@{}]hostname[{}:port] Login using ssh. When user is left out, root is assumed. For port, the system default is used. \* host The actual hostname or ip to use. Although this is not a valid host in uri form it is supported. \* A query string can be used to set the properties: \* python: The python interpreter to use. The default value is python \* retries: The number of retries before giving up. The default number of retries 10 \* retry\_wait: The time to wait between retries for the remote target to become available. The default wait is 30s. Example: `ssh://centos@centos-machine/?python=python3` (This would connect to a the centos machine and use python3 as it's interpreter)

The following implements statements select implementations for this entity:

- `std::none` constraint true

**entity** `std::ConfigFile`

Parents: `std::File`

A file with often used defaults for configuration files.

**attribute** `int mode=644`

**attribute** `string owner='root'`

**attribute** `string group='root'`

The following implements statements select implementations for this entity:

- `std::reload, std::fileHost` constraint true

**entity** `std::Content`

Parents: `std::Entity`

A content block as a prefix or suffix to a file. This blocks are only merged with the content at export time. This is an advanced pattern that can be used to speed up the compilation in very specific use cases.



**attribute** string? *sorting\_key*=null

The key to use to sort the content blocks in the same list. When this attribute is not set value is used as sorting key.

**attribute** string *value*

The value to prepend or append

The following implements statements select implementations for this entity:

- *std::none* constraint true

**entity** *std::DefaultDirectory*

Parents: *std::Directory*

A directory that is world readable. It is also writable for its owner root.

**attribute** int *mode*=755

**attribute** string *owner*='root'

**attribute** string *group*='root'

The following implements statements select implementations for this entity:

- *std::reload, std::dirHost* constraint true

**entity** *std::Directory*

Parents: *std::Reload, std::PurgeableResource*

A directory on the filesystem

**attribute** string *path*

**attribute** int *mode*

**attribute** string *owner*

**attribute** string *group*

**attribute** bool *purge\_on\_delete*=false

**relation** *std::Host* *host* [1]

other end: *std::Host.directories* [0:\*]

The following implementations are defined for this entity:

- *std::dirHost*

The following implements statements select implementations for this entity:

- *std::reload, std::dirHost* constraint true

**entity** *std::DiscoveryResource*

Parents: *std::Resource*

A resource that scans the infrastructure for a certain type of deployment. This resource can be used to facilitate the onboarding of resources that are not yet managed by the orchestrator.

**entity** *std::Entity*

The entity all other entities inherit from.

**relation** *std::Entity* *requires* [0:\*]

other end: *std::Entity.provides* [0:\*]

**relation** std::Entity provides [0:\*]  
    other end: *std::Entity.requires* [0:\*]

The following implementations are defined for this entity:

- *std::none*

**entity** std::File

Parents: *std::Reload*, *std::PurgeableResource*

This represents a file on the filesystem

**attribute** string path

    The path of the file

**attribute** int mode

    The permissions of the file

**attribute** string owner

    The owner of the file

**attribute** string group

    The group of the file

**attribute** string content

    The file contents

**attribute** bool purge\_on\_delete=false

**attribute** bool send\_event

**attribute** string content\_seperator='\n'

**relation** std::Content prefix\_content [0:\*]

**relation** std::Content suffix\_content [0:\*]

**relation** std::Host host [1]

    other end: *std::Host.files* [0:\*]

The following implementations are defined for this entity:

- *std::fileHost*

The following implements statements select implementations for this entity:

- *std::reload*, *std::fileHost* constraint true

**entity** std::Host

Parents: *std::ManagedDevice*

A host models a server or computer in the managed infrastructure that has an ip address.

**attribute** std::ipv\_any\_address? ip=null

    The ipaddress of this node.

**attribute** bool remote\_agent=false

    Start the mgmt agent for this node on the server and use remote io (ssh).

**attribute** string remote\_user='root'

    The remote user for the remote agent to login with.

**attribute** std::port remote\_port=22

    The remote port for this remote agent to use.

**relation** apt::Repository repository [0:\*]  
 other end: *apt::Repository.host* [1]

**relation** std::File files [0:\*]  
 other end: *std::File.host* [1]

**relation** std::Service services [0:\*]  
 other end: *std::Service.host* [1]

**relation** std::Package packages [0:\*]  
 other end: *std::Package.host* [1]

**relation** std::Directory directories [0:\*]  
 other end: *std::Directory.host* [1]

**relation** std::Symlink symlinks [0:\*]  
 other end: *std::Symlink.host* [1]

**relation** std::OS os [1]

Each host has an OS defined. This values is mostly used to select implementation in the where clause of an *implement* statement. The *familyof()* plugin can be used for this.

**relation** std::HostConfig host\_config [1]  
 other end: *std::HostConfig.host* [1]

**relation** std::HostGroup host\_groups [0:\*]  
 other end: *std::HostGroup.hosts* [0:\*]

The following implementations are defined for this entity:

- *std::hostDefaults*

The following implements statements select implementations for this entity:

- *std::hostDefaults* constraint true

**entity** std::HostConfig

Parents: *std::Entity*

This represents generic configuration for a host. This entity is used by other modules to include their host specific configuration. This should be instantiated in the implementation of *std::Host* or subclasses. This host specific configuration cannot be included by just implementing *std::Host* because possibly subclasses of *std::Host* are instantiated and implementations are not inherited.

**relation** std::Host host [1]  
 other end: *std::Host.host\_config* [1]

The following implementations are defined for this entity:

- *std::agentConfig*

The following implements statements select implementations for this entity:

- *std::none* constraint true
- *std::agentConfig* constraint ((host.ip != null) and host.remote\_agent)

**entity** std::HostGroup

Parents: *std::Entity*

This entity represents a group of hosts. For example a cluster of machines.

**attribute** string name

```
relation std::Host hosts [0:*]
    other end: std::Host.host_groups [0:*]
```

The following implements statements select implementations for this entity:

- *std::none* constraint true

```
entity std::ManagedDevice
```

Parents: *std::Entity*

This interface represents all devices that can be managed

```
attribute std::hoststring name
```

```
entity std::ManagedResource
```

Parents: *std::Resource*

A base class for a resource that can be ignored/unmanaged by Inmanta.

```
attribute bool managed=true
```

This determines whether this resource is managed by Inmanta or not.

```
entity std::MutableBool
```

Parents: *std::Entity*

Wrapper for boolean values, used to pass a boolean out of an if statement.

#### Example

```
attr_a = std::MutableBool()
if some_condition:
    attr_a.value = True
else:
    attr_a.value = Null
end
```

```
attribute bool? value
```

The following implements statements select implementations for this entity:

- *std::none* constraint true

```
entity std::MutableNumber
```

Parents: *std::Entity*

Wrapper for number values, used to pass a number out of an if statement or to use relations to create a mutable set of numbers.

#### Example

```
attr_a = std::MutableNumber()
if some_condition:
    attr_a.value = 3
else:
    attr_a.value = 4
end
```

#### Example

```
entity Test:
end

Test.string_list [0:] -- std::MutableNumber
```

(continues on next page)

(continued from previous page)

```
a = Test()
a.string_list += std::MutableNumber(value=3)
a.string_list += std::MutableNumber(value=7)
```

**attribute** number? value

The following implements statements select implementations for this entity:

- `std::none` constraint true

**entity** `std::MutableString`

Parents: `std::Entity`

Wrapper for string values. It can be used to pass a string out of an if statement, or to use relations to create a mutable set of strings.

#### Example

```
attr_a = std::MutableString()
if some_condition:
    attr_a.value = "a"
else:
    attr_a.value = "b"
end
```

#### Example

```
entity Test:
end

Test.string_list [0:] -- std::MutableString

a = Test()
a.string_list += std::MutableString(value="value1")
a.string_list += std::MutableString(value="value2")
```

**attribute** string? value

The following implements statements select implementations for this entity:

- `std::none` constraint true

**entity** `std::OS`

Parents: `std::Entity`

Defines an operating system

**attribute** string name

The name of the operating system or family of operating systems

**attribute** number version=0.0

A specific version

**attribute** string? python\_cmd='python'

Specifies what command should be used to launch the python interpreter on the other end

**relation** `std::OS` member [0:\*]

other end: `std::OS.family` [0:1]

**relation** `std::OS family [0:1]`  
other end: `std::OS.member [0:*]`

The following implements statements select implementations for this entity:

- `std::none` constraint true

**entity** `std::Package`

Parents: `std::Reload`

A software package installed on a managed device.

**attribute** string name  
The name of the package to manage

**attribute** `std::package_state state`  
The state of the package. Valid values are 'installed', 'removed' or 'latest'. latest will upgrade the package when an update is available.

**relation** `std::Host host [1]`  
other end: `std::Host.packages [0:*]`

The following implementations are defined for this entity:

- `std::pkgHost`

The following implements statements select implementations for this entity:

- `std::reload, std::pkgHost` constraint true

**entity** `std::Packages`

Parents: `std::Entity`

Defined the state for multiple packages at once

**attribute** string[] name  
A list of package names

**attribute** `std::package_state state='installed'`  
The state of the package

**relation** `std::Host host [1]`

The following implementations are defined for this entity:

- `std::pkgs`

The following implements statements select implementations for this entity:

- `std::pkgs` constraint true

**entity** `std::PurgeableResource`

Parents: `std::Resource`

A base class for a resource that can be purged and can be purged by Inmanta whenever the resource is no longer managed.

**attribute** bool purged=false  
Set whether this resource should exist or not.

**attribute** bool purge\_on\_delete=false  
Purge the resource when it is deleted from the configuration model. When this attribute is true, the server will include a resource with purged=true when this resource is no longer included in the configuration model.

**entity** `std::Reload`Parents: `std::Resource`

An entity to make the (old) reload mechanism compatible with the event mechanism

**attribute** `bool reload=false`

If a service requires this file, reload or restart the service when this file changes.

**attribute** `bool send_event`

The following implementations are defined for this entity:

- `std::reload`

**entity** `std::Resource`Parents: `std::Entity`

A base entity for resources that can be exported. This type add specific attributes that are common for most handlers. It is not required to inherit from this entity at the moment but highly recommended for documentation purposes.

**attribute** `bool send_event=false`

This controls whether a resource should send its deploy state to the resources in its provides.

**entity** `std::ResourceSet`Parents: `std::Entity`

A ResourceSet describes resources that logically belong together, and can be manipulated independently from other managed resources.

**attribute** `std::non_empty_string name`

The name of the resource set.

**relation** `std::Resource resources [0:*`

The following implements statements select implementations for this entity:

- `std::none` constraint true

**entity** `std::Service`Parents: `std::Reload`

Manage a service on a host.

**attribute** `string name`

The name of the service to manage

**attribute** `std::service_state state`

The desired state of the service. Valid values are 'running' or 'stopped'

**attribute** `bool onboot`

Should the service start on boot.

**relation** `std::Host host [1]`other end: `std::Host.services [0:*`

The following implementations are defined for this entity:

- `std::serviceHost`

The following implements statements select implementations for this entity:

- `std::reload, std::serviceHost` constraint true

**entity** `std::Symlink`Parents: `std::Reload, std::PurgeableResource`

A symbolic link on the filesystem

**attribute** string source

**attribute** string target

**attribute** bool purge\_on\_delete=false

**attribute** bool send\_event

**relation** std::Host host [1]

other end: *std::Host.symlinks* [0:.\*]

The following implementations are defined for this entity:

- *std::symHost*

The following implements statements select implementations for this entity:

- *std::reload, std::symHost* constraint true

**entity** std::testing::NullResource

Parents: *std::ManagedResource, std::PurgeableResource*

A resource that does nothing, for use in tests and examples

**attribute** string name='null'

the name of this resource

**attribute** string agentname='internal'

the name of the agent to deploy this resource on

**attribute** bool send\_event=true

**attribute** bool fail=false

when true, this resource will always fail on both dryrun and deploy

The following implements statements select implementations for this entity:

- *std::none* constraint true

## Implementations

**implementation** std::agentConfig

**implementation** std::dirHost

**implementation** std::fileHost

**implementation** std::hostDefaults

**implementation** std::none

An empty implementation that can be used as a safe default.

**implementation** std::pkgHost

**implementation** std::pkgs

**implementation** std::reload

**implementation** std::serviceHost

**implementation** std::symHost



## Plugins

`std.add_to_ip(addr: 'std::ipv_any_address', n: 'int') → 'std::ipv_any_address'`

Add a number to the given ip.

`std.assert(expression: 'bool', message: 'string' =) → 'any'`

Raise assertion error if expression is false

`std.at(objects: 'list', index: 'int') → 'any'`

Get the item at index

`std.attr(obj: 'any', attr: 'string') → 'any'`

`std.capitalize(string: 'string') → 'string'`

Capitalize the given string

`std.contains(dct: 'dict', key: 'string') → 'bool'`

Check if key exists in dct.

`std.count(item_list: 'list') → 'int'`

Returns the number of elements in this list.

If any unknowns are present in the list, counts them like any other value. Depending on the unknown semantics in your model this may produce an inaccurate count. For a count that is conservative with respect to unknowns, see *len*.

`std.dict_get(dct: 'dict', key: 'string') → 'string'`

Get an element from the dict. Raises an exception when the key is not found in the dict

`std.environment() → 'string'`

Return the environment id

`std.environment_name() → 'string'`

Return the name of the environment (as defined on the server)

`std.environment_server() → 'string'`

Return the address of the management server

`std.equals(arg1: 'any', arg2: 'any', desc: 'string' = None) → 'any'`

Compare arg1 and arg2

`std.familyof(member: 'std::OS', family: 'string') → 'bool'`

Determine if member is a member of the given operating system family

`std.file(path: 'string') → 'string'`

Return the textual contents of the given file

`std.filter(values: 'list', not_item: 'std::Entity') → 'list'`

Filter not\_item from values

`std.flatten(item_list: 'list') → 'list'`

Flatten this list

`std.generate_password(pw_id: 'string', length: 'int' = 20) → 'string'`

Generate a new random password and store it in the data directory of the project. On next invocations the stored password will be used.

### Parameters

- **pw\_id** – The id of the password to identify it.
- **length** – The length of the password, default length is 20

`std.get_env(name: 'string', default_value: 'string' = None) → 'string'`

`std.get_env_int(name: 'string', default_value: 'int' = None) → 'int'`

`std.getattr(entity: 'std::Entity', attribute_name: 'string', default_value: 'any' = None, no_unknown: 'bool' = True) → 'any'`

Return the value of the given attribute. If the attribute does not exist, return the default value.

**Attr no\_unknown**

When this argument is set to true, this method will return the default value when the attribute is unknown.

`std.get_fact(resource: 'any', fact_name: 'string', default_value: 'any' = None) → 'any'`

Retrieve a fact of the given resource

`std.hostname(fqdn: 'string') → 'string'`

Return the hostname part of the fqdn

`std.inlineif(conditional: 'bool', a: 'any', b: 'any') → 'any'`

An inline if

`std.invert(value: 'bool') → 'bool'`

Invert a boolean value

`std.ip_address_from_interface(ip_interface: 'std::ipv_any_interface') → 'std::ipv_any_address'`

Take an ip address with network prefix and only return the ip address

**Parameters**

**ip\_interface** – The interface from where we will extract the ip address

`std.ipindex(addr: 'std::ipv_any_network', position: 'int', keep_prefix: 'bool' = False) → 'string'`

Return the address at position in the network.

**Parameters**

- **addr** – The network address
- **position** – The desired position of the address
- **keep\_prefix** – If the prefix should be included in the result

`std.is_base64_encoded(s: 'string') → 'bool'`

Check whether the given string is base64 encoded.

`std.is_instance(obj: 'any', cls: 'string') → 'bool'`

`std.is_unknown(value: 'any') → 'bool'`

`std.isset(value: 'any') → 'bool'`

Returns true if a value has been set

`std.item(objects: 'list', index: 'int') → 'list'`

Return a list that selects the item at index from each of the sublists

`std.key_sort(items: 'list', key: 'any') → 'list'`

Sort an array of object on key

`std.len(item_list: 'list') → 'int'`

Returns the number of elements in this list. Unlike *count*, this plugin is conservative when it comes to unknown values. If any unknown is present in the list, the result is also unknown.

`std.length(value: 'string') → 'int'`

Return the length of the string

`std.limit(string: 'string', length: 'int') → 'string'`

Limit the length for the string

#### Parameters

- **string** – The string to limit the length off
- **length** – The max length of the string

`std.list_files(path: 'string') → 'list'`

List files in a directory

`std.lower(string: 'string') → 'string'`

Return a copy of the string with all the cased characters converted to lowercase.

`std.netmask(addr: 'std::ipv_any_interface') → 'std::ipv_any_address'`

Return the netmask of the CIDR

#### For instance:

```
std::print(netmask("192.168.1.100/24")) -> 255.255.255.0
```

`std.network_address(addr: 'std::ipv_any_interface') → 'std::ipv_any_address'`

Return the network address of the CIDR

#### For instance:

```
std::print(network_address("192.168.1.100/24")) -> 192.168.1.0
```

`std.objid(value: 'any') → 'string'`

`std.password(pw_id: 'string') → 'string'`

Retrieve the given password from a password file. It raises an exception when a password is not found

#### Parameters

- **pw\_id** – The id of the password to identify it.

`std.prefixlen(addr: 'std::ipv_any_interface') → 'int'`

Return the prefixlen of the CIDR

#### For instance:

```
std::print(prefixlen("192.168.1.100/24")) -> 24
```

`std.prefixlength_to_netmask(prefixlen: 'int') → 'std::ipv4_address'`

Given the prefixlength, return the netmask

`std.print(message: 'any') → 'any'`

Print the given message to stdout

`std.replace(string: 'string', old: 'string', new: 'string') → 'string'`

`std.select(objects: 'list', attr: 'string') → 'list'`

Return a list with the select attributes

`std.sequence(i: 'int', start: 'int' = 0, offset: 'int' = 0) → 'list'`

Return a sequence of i numbers, starting from zero or start if supplied.

#### Parameters

- **i** – The number of elements in the sequence.
- **start** – The starting value for the sequence.
- **offset** – [Deprecated] An offset value (this parameter will be removed in the future).

#### Returns

A list containing the sequence of ints.

`std.server_ca()` → 'string'

`std.server_port()` → 'int'

`std.server_ssl()` → 'bool'

`std.server_token(client_types: 'string[]' = ['agent'])` → 'string'

`std.source(path: 'string')` → 'string'

Return the textual contents of the given file

`std.split(string_list: 'string', delim: 'string')` → 'list'

Split the given string into a list

#### Parameters

- **string\_list** – The list to split into parts
- **delim** – The delimiter to split the text by

`std.template(path: 'string', **kwargs: 'any')` → 'string'

Execute the template in path in the current context. This function will generate a new statement that has dependencies on the used variables.

#### Parameters

- **path** – The path to the jinja2 template that should be resolved.
- **\*\*kwargs** – A set of variables that should overwrite the context accessible to the template.

`std.timestamp(dummy: 'any' = None)` → 'int'

Return an integer with the current unix timestamp

#### Parameters

**any** – A dummy argument to be able to use this function as a filter

`std.to_number(value: 'any')` → 'number'

Convert a value to a number

`std.type(obj: 'any')` → 'any'

`std.unique(item_list: 'list')` → 'bool'

Returns true if all items in this sequence are unique

`std.unique_file(prefix: 'string', seed: 'string', suffix: 'string', length: 'int' = 20)` → 'string'

`std.upper(string: 'string')` → 'string'

Return a copy of the string with all the cased characters converted to uppercase.

`std.validate_type(fq_type_name: 'string', value: 'any', validation_parameters: 'dict' = None)` → 'bool'

Check whether *value* satisfies the constraints of type *fq\_type\_name*. When the given type (*fq\_type\_name*) requires *validation\_parameters*, they can be provided using the optional *validation\_parameters* argument.

The following types require *validation\_parameters*:

- **pydantic.condecimal:**  
gt: Decimal = None ge: Decimal = None lt: Decimal = None le: Decimal = None max\_digits: int = None decimal\_places: int = None multiple\_of: Decimal = None
- **pydantic.confloating and pydantic.conint:**  
gt: float = None ge: float = None lt: float = None le: float = None multiple\_of: float = None,
- **pydantic.constr:**  
min\_length: int = None max\_length: int = None curtail\_length: int = None (Only verify the regex on the first curtail\_length characters) regex: str = None (The regex is verified via `Pattern.match()`)

Example usage:

- Define a `vlan_id` type which represent a valid vlan ID (0-4,095):  
    `typedef vlan_id as number matching std::validate_type("pydantic.conint", self, {"ge": 0, "le": 4095})`

## Resources

### **class** `std.resources.AgentConfig`

A resource that can modify the agentmap for autostarted agents

- Resource for entity `std:AgentConfig`
- Id attribute `agentname`
- Agent name `agent`
- Handlers `std.resources.AgentConfigHandler`

### **class** `std.resources.Directory`

A directory on a filesystem

- Resource for entity `std:Directory`
- Id attribute `path`
- Agent name `host.name`
- Handlers `std.resources.DirectoryHandler`

### **class** `std.resources.File`

A file on a filesystem

- Resource for entity `std:File`
- Id attribute `path`
- Agent name `host.name`
- Handlers `std.resources.PosixFileProvider`

### **class** `std.resources.Package`

A software package installed on an operating system.

- Resource for entity `std:Package`
- Id attribute `name`
- Agent name `host.name`
- Handlers `apt.AptPackage`, `std.resources.YumPackage`

### **class** `std.resources.Service`

This class represents a service on a system.

- Resource for entity `std:Service`
- Id attribute `name`
- Agent name `host.name`

- Handlers `std.resources.SystemdService`, `std.resources.ServiceService`, `ubuntu.UbuntuService`

**class** `std.resources.Symlink`

A symbolic link on the filesystem

- Resource for entity `std::Symlink`
- Id attribute `target`
- Agent name `host.name`
- Handlers `std.resources.SymlinkProvider`

**class** `std.resources.Null`

- Resource for entity `std::testing::NullResource`
- Id attribute `name`
- Agent name `agentname`
- Handlers `std.resources.NullProvider`

## Handlers

**class** `std.resources.YumPackage`

A Package handler that uses yum

- Handler name `yum`
- Handler for entity `std::Package`

**class** `std.resources.NullProvider`

Does nothing at all

- Handler name `null`
- Handler for entity `std::testing::NullResource`

**class** `std.resources.PosixFileProvider`

This handler can deploy files on a unix system

- Handler name `posix_file`
- Handler for entity `std::File`

**class** `std.resources.SystemdService`

A handler for services on systems that use systemd

- Handler name `systemd`
- Handler for entity `std::Service`

**class** `std.resources.ServiceService`

A handler for services on systems that use service

- Handler name `redhat_service`
- Handler for entity `std::Service`

**class** `std.resources.DirectoryHandler`

A handler for creating directories

- Handler name `posix_directory`
- Handler for entity `std::Directory`

**class** `std.resources.SymlinkProvider`

This handler can deploy symlinks on unix systems

- Handler name `posix_symlink`
- Handler for entity `std::Symlink`

**class** `std.resources.AgentConfigHandler`

- Handler name `agentrest`
- Handler for entity `std::AgentConfig`

### 10.7.15 Module ubuntu

- License: Apache 2.0
- Version: 0.4.20
- Upstream project: <https://github.com/inmanta/ubuntu.git>

#### Handlers

**class** `ubuntu.UbuntuService`

A handler for services on systems that use upstart

- Handler name `ubuntu_service`
- Handler for entity `std::Service`

### 10.7.16 Module user

- License: ASL 2
- Version: 0.1.22
- Upstream project: <https://github.com/inmanta/user.git>

## Entities

### entity user::Group

Parents: *std::ManagedResource*, *std::PurgeableResource*

**attribute** string name

**attribute** bool system=false

**relation** std::Host host [1]

The following implementations are defined for this entity:

- *user::execGroup*

The following implements statements select implementations for this entity:

- *user::execGroup* constraint true

### entity user::User

Parents: *std::ManagedResource*, *std::PurgeableResource*

**attribute** string name

**attribute** string group

**attribute** string[] groups=List()

**attribute** bool system=false

**attribute** string shell='/bin/bash'

**attribute** string homedir

**relation** std::Host host [1]

The following implementations are defined for this entity:

- *user::execUser*

The following implements statements select implementations for this entity:

- *user::execUser* constraint true

## Implementations

### implementation user::execGroup

Exec based implementation until a handler is available

### implementation user::execUser

Exec based implementation until a handler is available

## 10.7.17 Module vyos

- License: ASL2.0
- Version: 3.0.7
- Upstream project: <https://github.com/inmanta/vyos.git>



## Typedefs

**typedef** vyos::abrtype\_t

- Base type string
- Type constraint (self in ['cisco', 'ibm', 'shortcut', 'standard'])

**typedef** vyos::area

- Base type number
- Type constraint ((self >= 0) and (self < 4294967296))

**typedef** vyos::duplex

- Base type string
- Type constraint (((self == 'auto') or (self == 'half')) or (self == 'full'))

**typedef** vyos::ospf\_metric\_t

- Base type number
- Type constraint ((self > 0) and (self <= 16))

**typedef** vyos::ospf\_metric\_type\_t

- Base type number
- Type constraint (self in [1, 2])

**typedef** vyos::redistribute\_t

- Base type string
- Type constraint (self in ['bgp', 'connected', 'kernel', 'rip', 'static'])

**typedef** vyos::speed

- Base type string
- Type constraint (self in ['10', '100', '1000', '2500', '10000', 'auto'])

**typedef** vyos::tunnel\_encap\_t

- Base type string
- Type constraint (self in ['gre', 'gre-bridge', 'ipip', 'sit', 'ipip6', 'ip6ip6'])

**typedef** vyos::tunnel\_key\_t

- Base type number
- Type constraint ((self >= 0) and (self <= 99999))

**typedef** vyos::tunnel\_mtu\_t

- Base type number
- Type constraint ((self >= 64) and (self <= 8024))

**typedef** vyos::vlan\_id

- Base type int
- Type constraint ((self >= 0) and (self < 4095))

**typedef** vyos::firewall::action\_t

- Base type string
- Type constraint (self in ['accept', 'drop', 'reject'])

**typedef** vyos::firewall::protocol\_t

- Base type string
- Type constraint (self in ['tcp\_udp', 'all', 'icmp', 'tcp', 'udp'])

**typedef** vyos::routemap::rm\_action\_t

- Base type string
- Type constraint (self in ['permit', 'deny'])

**typedef** vyos::vpn::auth\_mode\_t

- Base type string
- Type constraint (self in ['pre-shared-secret', 'rsa', 'x509'])

**typedef** vyos::vpn::conn\_type\_t

- Base type string
- Type constraint (self in ['initiate', 'respond'])

**typedef** vyos::vpn::dh\_group\_t

- Base type string
- Type constraint (self in [2, 5, 14, 15, 16, 17, 18, 19, 20, 21, 22, 23, 24, 25, 26])

**typedef** vyos::vpn::encryption\_t

- Base type string
- Type constraint (self in ['aes128', 'aes256', '3des'])

**typedef** vyos::vpn::esp\_mode\_t

- Base type string
- Type constraint (self in ['tunnel', 'transport'])

**typedef** vyos::vpn::hash\_t

- Base type string
- Type constraint (self in ['md5', 'sha1', 'sha256', 'sha384', 'sha512'])

**typedef** vyos::vpn::kex\_t

- Base type string
- Type constraint (self in ['ikev1', 'ikev2'])

**typedef** vyos::vpn::local\_address\_t

- Base type string
- Type constraint (ip::is\_valid\_ip\_v10(self) or (self == 'any'))

## Entities

### entity vyos::Address

Parents: *std::Entity*

An address entity to add multiple addresses to an interface

**attribute** ip::cidr\_v10 ip

The following implements statements select implementations for this entity:

- *std::none* constraint true

### entity vyos::BaseHost

Parents: *ip::Host*

A vyos (or derivative) based host.

**attribute** string user='inmanta'

**attribute** string password='inmanta'

**attribute** number port=22

**attribute** bool skip\_on\_connect\_error=false

When true, vyos resources deployed on this host will be skipped when the handler fails to connect to the host. Otherwise the resource will be marked as failed.

**relation** vyos::Credential credential [1]

The following implementations are defined for this entity:

- *vyos::vyosConfig*
- *vyos::commonConfig*

The following implements statements select implementations for this entity:

- *vyos::vyosConfig* constraint true
- constraint true

### entity vyos::BaseInterface

Parents: *vyos::ConfigNode*

**attribute** string name

**attribute** ip::cidr\_v10? address=null

**attribute** bool dhcp=false

**relation** vyos::Address addresses [0:\*]

**relation** vyos::PolicyRoute policy\_route [0:1]

Set a policy route for this interface.

**relation** vyos::Shaper traffic\_policy\_out [0:1]

other end: *vyos::Shaper.interfaces\_in* [0:\*]

**relation** vyos::Shaper traffic\_policy\_in [0:1]

other end: *vyos::Shaper.interfaces\_out* [0:\*]

**relation** vyos::Bridge bridge\_group [0:1]

other end: *vyos::Bridge.members* [0:\*]

The following implementations are defined for this entity:

- *vyos::ifacePolicyRoute*

The following implements statements select implementations for this entity:

- `vyos::ifacePolicyRoute` constraint `policy_route` is defined

**entity** `vyos::Bridge`

Parents: `vyos::BaseInterface`

**attribute** `string type='bridge'`

**relation** `vyos::BaseInterface members [0:*`

other end: `vyos::BaseInterface.bridge_group [0:1]`

The following implementations are defined for this entity:

- `vyos::bridge`

The following implements statements select implementations for this entity:

- `vyos::bridge` constraint `true`

**entity** `vyos::Config`

Parents: `vyos::ConfigItem`, `std::PurgeableResource`

VYOS config block resource

This is the central resource, that is used to deploy specific configlets.

**attribute** `string device`

**attribute** `string node`

**attribute** `bool never_delete=false`

**attribute** `bool save=true`

**attribute** `bool send_event=true`

**attribute** `string[] keys_only=List()`

Only compare these keys, ignore all other keys that are in the current state

**attribute** `string[] ignore_keys=List()`

Ignore these keys in the current state

**attribute** `bool facts=false`

When set to true the config is never executed. The value under node is exposed as a fact

**attribute** `bool skip_on_connect_error`

**relation** `vyos::Credential credential [1]`

The following implements statements select implementations for this entity:

- `std::none` constraint `true`

**entity** `vyos::ConfigItem`

Parents: `std::Entity`

**attribute** `string config`

**relation** `vyos::ExtraConfig extra [0:*`

other end: `vyos::ExtraConfig.parent [1]`

**entity** `vyos::ConfigNode`

Parents: `std::Entity`

**attribute** `string node_name`

**attribute** bool purged=false

**attribute** bool purge\_on\_delete=false

**relation** vyos::ConfigItem config [0:1]

**relation** vyos::BaseHost host [1]

The following implementations are defined for this entity:

- *vyos::vpn::ipsecOptions*

**entity** vyos::Credential

Parents: *std::Entity*

**attribute** string address

**attribute** string user

**attribute** string password

**attribute** number port

The following implements statements select implementations for this entity:

- *std::none* constraint true

**entity** vyos::DhcpServer

Parents: *vyos::ConfigNode*

**attribute** string name

**attribute** ip::cidr subnet

**attribute** ip::ip default\_router

**attribute** ip::ip[] dns\_servers

**attribute** ip::ip range\_start

**attribute** ip::ip range\_end

The following implementations are defined for this entity:

- *vyos::dhcpServer*

The following implements statements select implementations for this entity:

- *vyos::dhcpServer* constraint true

**entity** vyos::ExtraConfig

Parents: *vyos::ConfigItem*

**relation** vyos::ConfigItem parent [1]  
 other end: *vyos::ConfigItem.extra* [0:\*]

The following implementations are defined for this entity:

- *vyos::extraconfig\_depends*

The following implements statements select implementations for this entity:

- *vyos::extraconfig\_depends* constraint true

**entity** vyos::HostParents: *vyos::BaseHost*

The following implements statements select implementations for this entity:

- constraint true
- *vyos::commonConfig* constraint true

**entity** vyos::HostnameParents: *vyos::ConfigNode***attribute** string name

The following implementations are defined for this entity:

- *vyos::hostname*

The following implements statements select implementations for this entity:

- *vyos::hostname* constraint true

**entity** vyos::InterfaceParents: *vyos::BaseInterface***attribute** bool never\_delete=false**attribute** vyos::duplex duplex='auto'**attribute** vyos::speed speed='auto'**relation** vyos::firewall::RuleSet inbound\_ruleset [0:1]**relation** vyos::firewall::RuleSet local\_ruleset [0:1]**relation** vyos::firewall::RuleSet outbound\_ruleset [0:1]

The following implementations are defined for this entity:

- *vyos::iface*

The following implements statements select implementations for this entity:

- *vyos::iface* constraint true

**entity** vyos::IpFactParents: *std::PurgeableResource*

Discover interface IP

**attribute** string id**attribute** string device**relation** vyos::BaseHost host [1]**relation** vyos::Credential credential [1]**relation** vyos::Interface interface [1]

The following implementations are defined for this entity:

- *vyos::wireup\_ipfact*

The following implements statements select implementations for this entity:

- *vyos::wireup\_ipfact* constraint true

**entity** vyos::LoopbackParents: *vyos::ConfigNode*

**attribute** ip::cidr address

The following implementations are defined for this entity:

- *vyos::loopback*

The following implements statements select implementations for this entity:

- *vyos::loopback* constraint true

**entity** vyos::Masquerade

Parents: *vyos::ConfigNode*

**attribute** string outbound\_interface

**attribute** string source\_address

**attribute** number rule

The following implementations are defined for this entity:

- *vyos::masq*

The following implements statements select implementations for this entity:

- *vyos::masq* constraint true

**entity** vyos::Ospf

Parents: *vyos::ConfigNode*

**attribute** vyos::area area=0

**attribute** ip::cidr[] network

**attribute** ip::ip router\_id

**attribute** string[]? passive\_interfaces=null

**attribute** string[]? passive\_interface\_excludes=null

**attribute** vyos::abrtype\_t abrtype='cisco'

**relation** vyos::OspfRedistribute redistributes [0:\*]  
 other end: *vyos::OspfRedistribute.ospf [1]*

The following implementations are defined for this entity:

- *vyos::ospf*

The following implements statements select implementations for this entity:

- *vyos::ospf* constraint true

**entity** vyos::OspfRedistribute

Parents: *std::Entity*

**attribute** vyos::redistribute\_t type

**attribute** vyos::ospf\_metric\_t? metric=null

**attribute** vyos::ospf\_metric\_type\_t metric\_type=2

**attribute** string? route\_map=null

**relation** vyos::Ospf ospf [1]  
 other end: *vyos::Ospf.redistributes [0:\*]*

The following implements statements select implementations for this entity:

- *std::none* constraint true

**entity** vyos::PolicyRouteParents: *vyos::ConfigNode*

Route policy for Vynos Polciy Based Routing.

**attribute** std::alphanumeric name

The name for this policy route

**relation** vyos::PolicyRouteRule rules [1:\*other end: *vyos::PolicyRouteRule.policy [1]*

The following implementations are defined for this entity:

- *vyos::policyRoute*

The following implements statements select implementations for this entity:

- *vyos::policyRoute* constraint true

**entity** vyos::PolicyRouteRuleParents: *vyos::ConfigNode*

Rule in a route policy for Vynos Polciy Based Routing.

**attribute** number id

The rule number

**attribute** number table

Routing table for traffic matching this rule

**attribute** std::alphanumeric? description=null

Description for this rule

**attribute** ip::cidr? match\_source\_address=null

The source address to match traffic on

**attribute** ip::cidr? match\_destination\_address=null

The destination address to match traffic on. Can only be specified if match\_protocol is set

**attribute** ip::port? match\_source\_port=null

The source port to match traffic on. Can only be specified if match\_protocol in ["tcp", "udp"]

**attribute** ip::port? match\_destination\_port=null

The destination port to match traffic on

**attribute** std::alphanumeric? match\_protocol=null

The protocol to match traffic on

**relation** vyos::PolicyRoute policy [1]other end: *vyos::PolicyRoute.rules [1:\**

The following implementations are defined for this entity:

- *vyos::policyRouteRule*

The following implements statements select implementations for this entity:

- *vyos::policyRouteRule* constraint true

**entity** vyos::RouteMapParents: *vyos::ConfigNode***attribute** string name**attribute** string? description=null



**relation** vyos::routemap::Rule rules [0:\*

The following implementations are defined for this entity:

- *vyos::routeMap*

The following implements statements select implementations for this entity:

- *vyos::routeMap* constraint true

**entity** vyos::Shaper

Parents: *vyos::ConfigNode*

**attribute** string name

**attribute** string bandwidth

**attribute** string default\_bandwidth='50%'

**attribute** string default\_ceiling='100%'

**attribute** string default\_queue\_type='fair-queue'

**relation** vyos::BaseInterface interfaces\_in [0:\*

other end: *vyos::BaseInterface.traffic\_policy\_out [0:1]*

**relation** vyos::BaseInterface interfaces\_out [0:\*

other end: *vyos::BaseInterface.traffic\_policy\_in [0:1]*

The following implementations are defined for this entity:

- *vyos::shaper*

The following implements statements select implementations for this entity:

- *vyos::shaper* constraint true

**entity** vyos::StaticRoute

Parents: *vyos::ConfigNode*

**attribute** ip::cidr destination

**attribute** ip::ip next\_hop

**attribute** number table=0

The following implementations are defined for this entity:

- *vyos::staticRouteDefault*
- *vyos::staticRouteTable*

The following implements statements select implementations for this entity:

- *vyos::staticRouteDefault* constraint (table == 0)
- *vyos::staticRouteTable* constraint (table > 0)

**entity** vyos::Tunnel

Parents: *vyos::BaseInterface*

**attribute** string? description=null

**attribute** vyos::tunnel\_mtu\_t mtu=1476

**attribute** vyos::tunnel\_encap\_t encapsulation

**attribute** ip::ip\_v10 local\_ip

**attribute** ip::ip\_v10? remote\_ip=null

**attribute** vyos::tunnel\_key\_t? key=null

The following implementations are defined for this entity:

- [vyos::tunnel](#)

The following implements statements select implementations for this entity:

- [vyos::tunnel](#) constraint true

**entity** vyos::Vif

Parents: [vyos::BaseInterface](#)

**attribute** vyos::vlan\_id vlan

**attribute** string type='vif'

**attribute** string name=""

**relation** vyos::Interface parent [1]

The following implementations are defined for this entity:

- [vyos::vif](#)

The following implements statements select implementations for this entity:

- [vyos::vif](#) constraint true

**entity** vyos::firewall::AddressGroup

Parents: [vyos::firewall::Group](#)

**attribute** string[] addresses

**string** vyos::firewall::AddressGroup.description='inmanta managed address-group'

The following implementations are defined for this entity:

- [vyos::firewall::addressGroup](#)

The following implements statements select implementations for this entity:

- [vyos::firewall::addressGroup](#) constraint true

**entity** vyos::firewall::Group

Parents: [vyos::ConfigNode](#)

**attribute** string name

**attribute** string group\_type

**entity** vyos::firewall::NetworkGroup

Parents: [vyos::firewall::Group](#)

**attribute** ip::cidr[] networks

**string** vyos::firewall::NetworkGroup.description='inmanta managed network-group'

The following implementations are defined for this entity:

- [vyos::firewall::networkGroup](#)

The following implements statements select implementations for this entity:

- [vyos::firewall::networkGroup](#) constraint true

**entity** vyos::firewall::PortGroup

Parents: [vyos::firewall::Group](#)

**attribute** string[] ports

**string** vyos::firewall::PortGroup.description='inmanta managed port-group'

The following implementations are defined for this entity:

- *vyos::firewall::portGroup*

The following implements statements select implementations for this entity:

- *vyos::firewall::portGroup* constraint true

**entity** vyos::firewall::Rule

Parents: *std::Entity*

**attribute** number id

**attribute** vyos::firewall::action\_t action

**attribute** vyos::firewall::protocol\_t protocol

**string** vyos::firewall::Rule.description='inmanta managed rule'

**relation** vyos::firewall::Group source [0:\*

**relation** vyos::firewall::Group destination [0:\*

**relation** vyos::firewall::RuleSet ruleset [1]

other end: *vyos::firewall::RuleSet.rules* [0:\*

The following implements statements select implementations for this entity:

- *std::none* constraint true

**entity** vyos::firewall::RuleSet

Parents: *vyos::ConfigNode*

**attribute** string name

**attribute** vyos::firewall::action\_t default\_action

**string** vyos::firewall::RuleSet.description='inmanta managed ruleset'

**relation** vyos::firewall::Rule rules [0:\*

other end: *vyos::firewall::Rule.ruleset* [1]

The following implementations are defined for this entity:

- *vyos::firewall::ruleSet*

The following implements statements select implementations for this entity:

- *vyos::firewall::ruleSet* constraint true

**entity** vyos::openstackext::OpenstackHost

Parents: *vyos::BaseHost*, *openstack::Host*

A vyos based host for Openstack

**attribute** string? floatingIP=null

The following implementations are defined for this entity:

- *vyos::openstackext::openstackConfig*
- *vyos::openstackext::withFip*

The following implements statements select implementations for this entity:

- *vyos::openstackext::withFip* constraint floatingIP is defined

- `vyos::commonConfig` constraint (not `floatingIP` is defined)
- constraint `true`
- `vyos::openstackext::openstackConfig` constraint `true`

**entity** `vyos::routemap::Match`

Parents: `std::Entity`

**attribute** `string?` `interface=null`

The following implements statements select implementations for this entity:

- `std::none` constraint `true`

**entity** `vyos::routemap::Rule`

Parents: `std::Entity`

**attribute** `number` `id`

**attribute** `vyos::routemap::rm_action_t` `action`

**relation** `vyos::routemap::Match` `match [1]`

The following implements statements select implementations for this entity:

- `std::none` constraint `true`

**entity** `vyos::vpn::Authentication`

Parents: `std::Entity`

**attribute** `string` `id`

**attribute** `vyos::vpn::auth_mode_t` `mode`

**attribute** `string?` `pre_shared_key=null`

**attribute** `string?` `remote_id=null`

**attribute** `string?` `rsa_key_name=null`

The following implements statements select implementations for this entity:

- `std::none` constraint `true`

**entity** `vyos::vpn::ESPGroup`

Parents: `vyos::ConfigNode`

**attribute** `string` `name`

**attribute** `bool` `compression`

**attribute** `number` `lifetime`

**attribute** `vyos::vpn::esp_mode_t` `mode`

**attribute** `bool` `pfs`

**relation** `vyos::vpn::ESPProposal` `proposals [1:*`

The following implementations are defined for this entity:

- `vyos::vpn::espGroup`

The following implements statements select implementations for this entity:

- `vyos::vpn::espGroup` constraint `true`

**entity** vyos::vpn::ESPProposal

Parents: *std::Entity*

**attribute** number id

**attribute** vyos::vpn::encryption\_t encryption

**attribute** vyos::vpn::hash\_t hash='sha1'

The following implements statements select implementations for this entity:

- *std::none* constraint true

**entity** vyos::vpn::IKEGroup

Parents: *vyos::ConfigNode*

**attribute** string name

**attribute** vyos::vpn::kex\_t key\_exchange='ikev1'

**attribute** number lifetime

**relation** vyos::vpn::IKEProposal proposals [1:\*

The following implementations are defined for this entity:

- *vyos::vpn::ikeGroup*

The following implements statements select implementations for this entity:

- *vyos::vpn::ikeGroup* constraint true

**entity** vyos::vpn::IKEProposal

Parents: *std::Entity*

**attribute** number id

**attribute** vyos::vpn::dh\_group\_t? dh\_group=null

**attribute** vyos::vpn::encryption\_t encryption

**attribute** vyos::vpn::hash\_t hash='sha1'

The following implements statements select implementations for this entity:

- *std::none* constraint true

**entity** vyos::vpn::IPSECOptions

Parents: *vyos::ConfigNode*

**attribute** string[] ipsec\_interfaces=List()

**attribute** string[] log\_modes=List()

**attribute** bool nat\_traversal=false

**attribute** ip::cidr[] allowed\_nat\_networks=List()

The following implements statements select implementations for this entity:

- *vyos::vpn::ipsecoptions* constraint true

**entity** vyos::vpn::KeyGen

Parents: *std::PurgeableResource*

Ensure an RSA key has been generated

**attribute** string id='keygen'

**attribute** string device

**relation** vyos::BaseHost host [1]

**relation** vyos::Credential credential [1]

The following implementations are defined for this entity:

- [vyos::vpn::wireup](#)

The following implements statements select implementations for this entity:

- [vyos::vpn::wireup](#) constraint true

**entity** vyos::vpn::RSAKey

Parents: [vyos::ConfigNode](#)

**attribute** string name

**attribute** string rsa\_key

The following implementations are defined for this entity:

- [vyos::vpn::rsaKey](#)

The following implements statements select implementations for this entity:

- [vyos::vpn::rsaKey](#) constraint true

**entity** vyos::vpn::SiteToSite

Parents: [vyos::ConfigNode](#)

**attribute** string peer

**attribute** vyos::vpn::conn\_type\_t connection\_type

**attribute** vyos::vpn::local\_address\_t local\_address

**relation** vyos::vpn::Authentication authentication [1]

**relation** vyos::vpn::IKEGroup ike\_group [1]

**relation** vyos::vpn::ESPGroup default\_esp\_group [0:1]

**relation** vyos::vpn::Tunnel tunnels [0:\*]

The following implementations are defined for this entity:

- [vyos::vpn::siteToSite](#)

The following implements statements select implementations for this entity:

- [vyos::vpn::siteToSite](#) constraint true

**entity** vyos::vpn::Tunnel

Parents: [std::Entity](#)

**attribute** number id

**attribute** ip::cidr\_v10 local\_prefix

**attribute** ip::cidr\_v10 remote\_prefix

The following implements statements select implementations for this entity:

- [std::none](#) constraint true

## Implementations

**implementation** vyos::bridge

**implementation** vyos::commonConfig

**implementation** vyos::dhcpServer

**implementation** vyos::extraconfig\_depends

**implementation** vyos::hostname

**implementation** vyos::iface

**implementation** vyos::ifacePolicyRoute

**implementation** vyos::loopback

**implementation** vyos::masq

**implementation** vyos::ospf

**implementation** vyos::policyRoute

**implementation** vyos::policyRouteRule

**implementation** vyos::routeMap

**implementation** vyos::shaper

**implementation** vyos::staticRouteDefault

**implementation** vyos::staticRouteTable

**implementation** vyos::tunnel

**implementation** vyos::vif

**implementation** vyos::vyosConfig

**implementation** vyos::wireup\_ipfact

**implementation** vyos::firewall::addressGroup

**implementation** vyos::firewall::networkGroup

**implementation** vyos::firewall::portGroup

**implementation** vyos::firewall::ruleSet

**implementation** vyos::openstackext::openstackConfig

**implementation** vyos::openstackext::withFip

**implementation** vyos::vpn::espGroup

**implementation** vyos::vpn::ikeGroup

**implementation** vyos::vpn::ipsecOptions

**implementation** vyos::vpn::rsaKey

**implementation** vyos::vpn::siteToSite

**implementation** vyos::vpn::wireup

## Resources

### **class** vyos.**Config**

- Resource for entity *vyos::Config*
- Id attribute nodeid
- Agent name device
- Handlers *vyos.VyosHandler*

### **class** vyos.**IpFact**

- Resource for entity *vyos::IpFact*
- Id attribute id
- Agent name device
- Handlers *vyos.IpFactHandler*

### **class** vyos.**KeyGen**

- Resource for entity *vyos::vpn::KeyGen*
- Id attribute id
- Agent name device
- Handlers *vyos.KeyGenHandler*

## Handlers

### **class** vyos.**VyosHandler**

- Handler name sshconfig
- Handler for entity *vyos::Config*

### **class** vyos.**KeyGenHandler**

- Handler name keygen
- Handler for entity *vyos::vpn::KeyGen*

### **class** vyos.**IpFactHandler**

- Handler name IpFact
- Handler for entity *vyos::IpFact*

## 10.7.18 Module yaml

A module to help with handling yaml files

- License: ASL 2.0
- Version: 0.1.2
- This module requires compiler version 2019.3 or higher
- Upstream project: <https://github.com/inmanta/yaml.git>



## Plugins

`yaml.load(path: 'string') → 'dict'`

Parse the yaml found in the file at 'path' into a dictionary

The path is according to the convention for `std::source` and `std::file`

`yaml.loads(content: 'string') → 'dict'`

Parse the yaml found in *content* into a dictionary

### 10.7.19 Module yum

- License: Apache 2.0
- Version: 0.7.8
- Upstream project: <https://github.com/inmanta/yum.git>

## Entities

**entity** `yum::Repository`

Parents: `std::Entity`

A yum repository.

Constraint: The attributes `baseurl`, `mirrorlist` and `metalink` cannot be null at the same time.

**attribute** `string` `name`

**attribute** `bool` `gpgcheck=false`

**attribute** `bool` `enabled=true`

**attribute** `string?` `baseurl=null`

**attribute** `string?` `mirrorlist=null`

**attribute** `string?` `metalink=null`

**attribute** `string` `gpgkey=""`

**attribute** `number` `metadata_expire=7200`

**attribute** `bool` `skip_if_unavailable=false`

**relation** `std::Host` `host [1]`

other end: `std::Host.repos [0:*]`

The following implementations are defined for this entity:

- `yum::validateInput`
- `yum::redhatRepo`

The following implements statements select implementations for this entity:

- `yum::validateInput` constraint `true`
- `yum::redhatRepo` constraint `std::familyof(host.os, 'redhat')`

## Implementations

`implementation yum::redhatRepo`

`implementation yum::validateInput`

## 10.8 REST API reference

## TROUBLESHOOTING

This page describes typical failure scenario's and provides a guideline on how to troubleshoot them.

### 11.1 A resource is stuck in the state available

When a resource is stuck in the available state, it usually means that the agent, which should deploy the resource, is currently down or paused. Click on the Resources tab of the web-console, to get an overview of the different resources in the model. This overview shows the state of each resource and the name of its agent. Filter on resources in the available state and check which resource are ready to be deployed (i.e. a resource without dependencies or a resource for which all dependencies were deployed successfully). The agent of that resource, is the agent that causes the problem. In the figure below, the global GnmiResource should be ready to deploy on the spine agent.

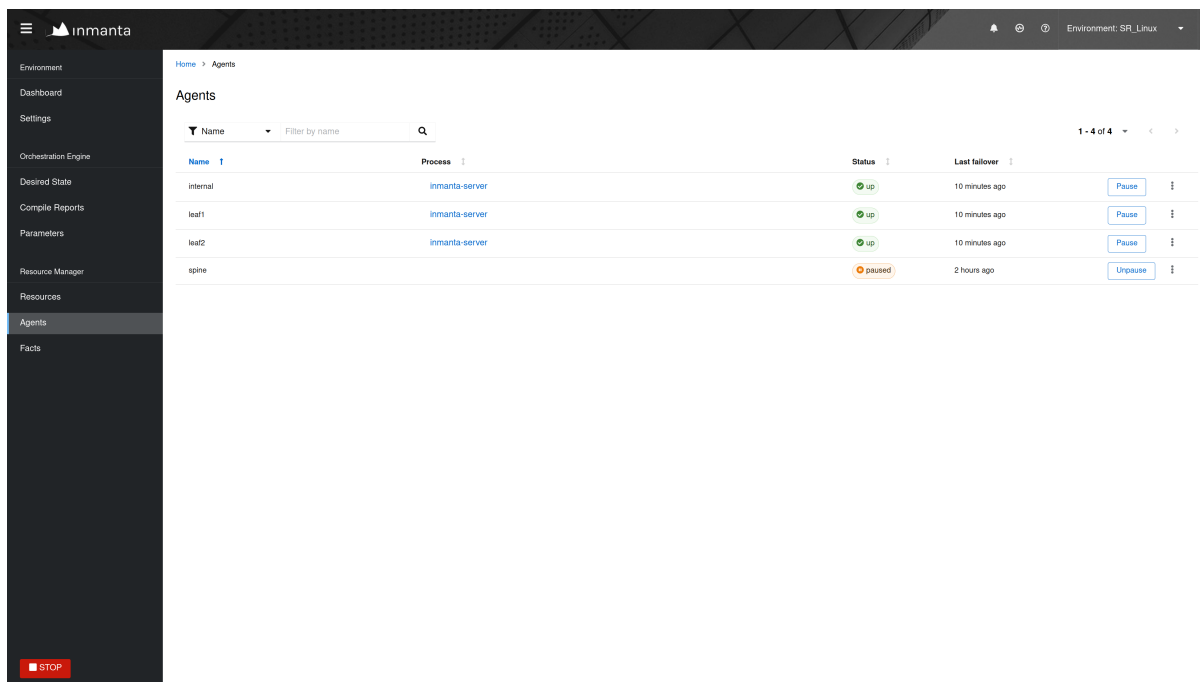
| Type                | Agent    | Value  | Dependencies | Deploy State |
|---------------------|----------|--------|--------------|--------------|
| > yang:GnmiResource | leaf2    | global | 1            | deployed     |
| > yang:GnmiResource | leaf1    | global | 1            | deployed     |
| std:AgentConfig     | internal | spine  | 0            | deployed     |
| std:AgentConfig     | internal | leaf2  | 0            | deployed     |
| std:AgentConfig     | internal | leaf1  | 0            | deployed     |
| > yang:GnmiResource | spine    | global | 1            | available    |

Next, go to the Agents tab of the web-console to verify the state of that agent.

An agent can be in one of the following states:

- Down
- Paused
- Up

Each of the following subsections describes what should be done when the agent is in each of the different states.

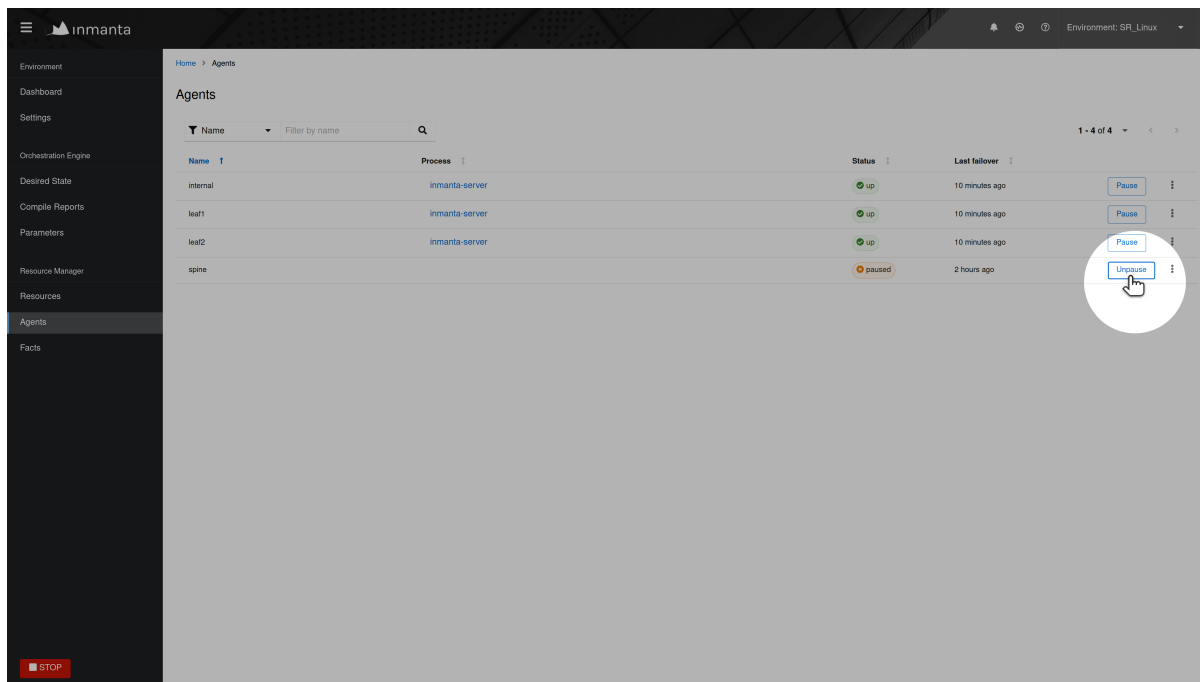


### 11.1.1 The agent is down

The Section *Agent doesn't come up* provides information on how to troubleshoot the scenario where an agent that shouldn't be down is down.

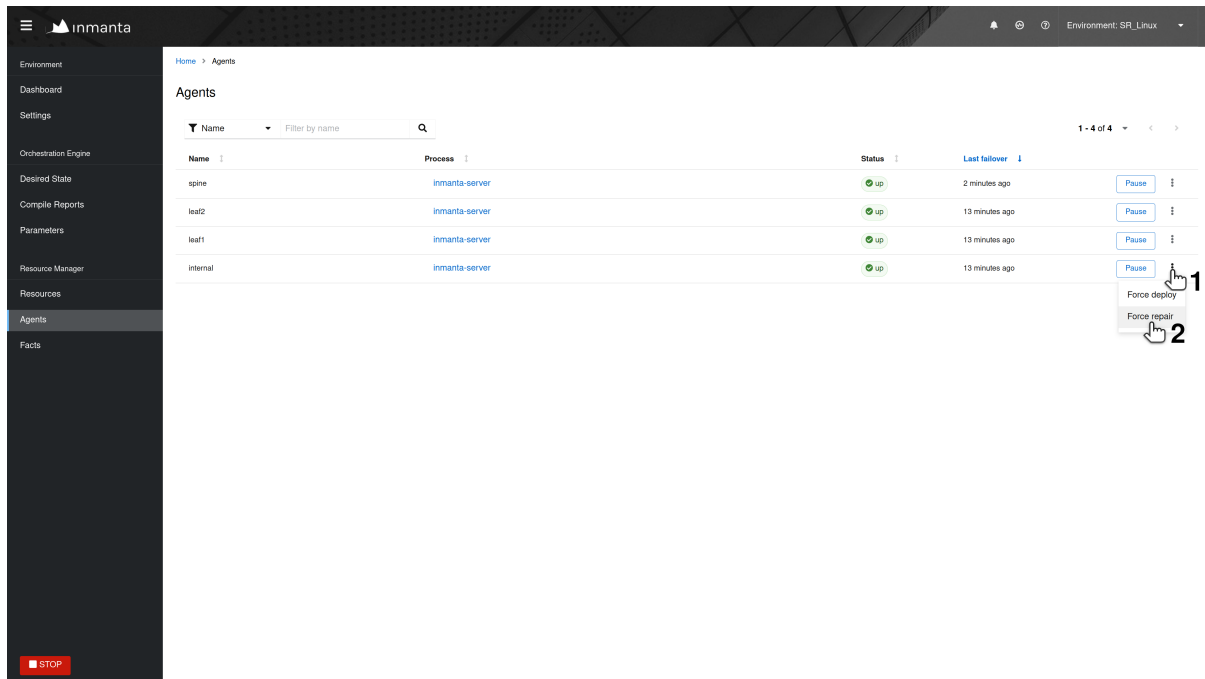
### 11.1.2 The agent is paused

Unpause the agent by clicking the Unpause button in the Agents tab of the web-console.



### 11.1.3 The agent is up

When the agent is in the up state, it should be ready to deploy resources. Read the agent log to verify it doesn't contain error or warning messages that would explain why the agent is not deploying any resources. For auto-started agents, three different log files exist. The log files are present in `<config.log-dir>/agent-<environment-id>.[log|out|err]`. The environment ID can be found in the URL of the web-console, or in the Settings tab. More information about the different log files can be found [here](#). For manually started agents the log file is present in `/var/log/inmanta/agent.log`. If the log file doesn't provide any more information, trigger the agent to execute a deployment by clicking on the Force repair button in the Agents tab of the web-console, as shown in the figure below:



When the agent receives the notification from the server, it writes the following log message in its log:

```
INFO    inmanta.agent.agent Agent <agent-name> got a trigger to update in
↔environment <environment ID>
```

If the notification from the server doesn't appear in the log file of the agent after clicking the Force repair button, the problem is situated on the server side. Check if the server log contains any error messages or warning that could explain the reason why the agent didn't get a notification from the server. The server log file is situated at `<config.log-dir>/server.log`.

## 11.2 The deployment of a resource fails

When a resource cannot be deployed, it ends up in one of the following deployment states:

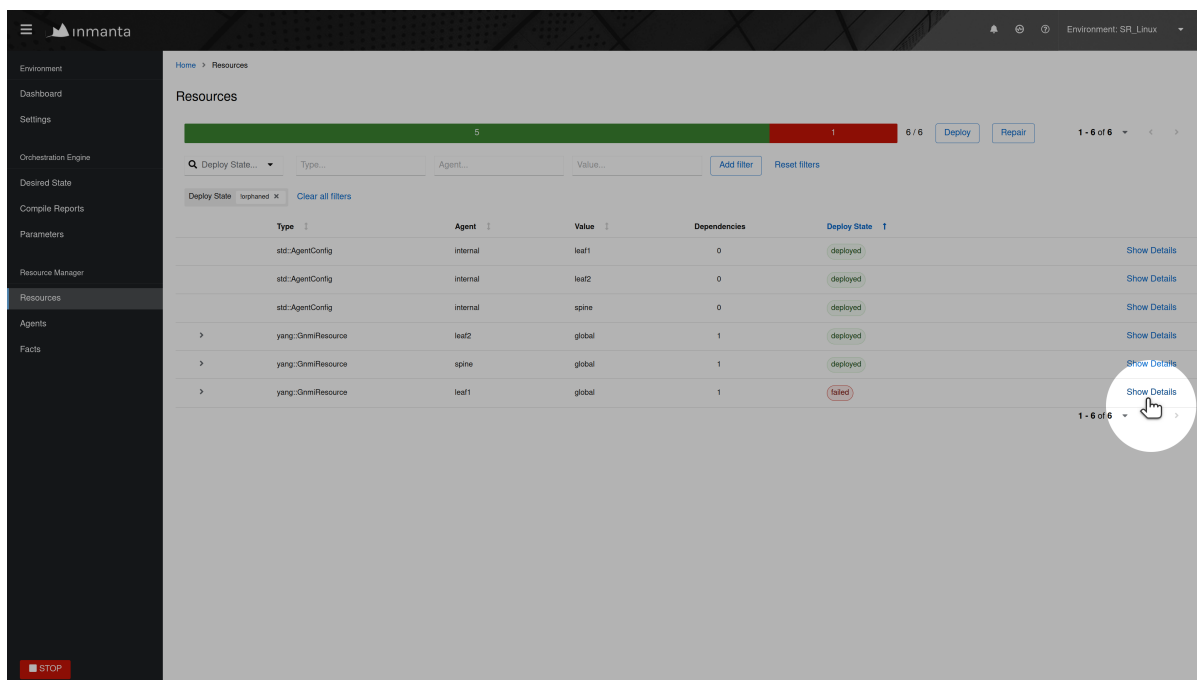
- **failed:** A resource ends up in the failed state when the handler of that resource raises an uncaught exception. *Check the log of the resource* to get more details about the issue.
- **unavailable:** A resource ends up in the unavailable state when no handler could be found to deploy that resource. *Check the log of the resource* to get more details about the issue.
- **undefined:** A resource ends up in the undefined state when an attribute required by that resource, didn't yet resolve to a definite value. Read Section *Check which attributes are undefined* to find out which attributes are undefined.
- **skipped:** When a resource is in the skipped state, it can mean two different things. Either the resource cannot be deployed because one of its dependencies ended up in the failed state or the handler itself raised

a `SkipResource` exception to indicate that the resource is not yet ready to be deployed. The latter case can occur when a VM is still booting for example. *Check the log of the resource* to get more information about actual root cause.

- **skipped\_for\_undefined:** The `skipped_for_undefined` state indicates that the resource cannot be deployed because one of its dependencies cannot be deployed. *Check the log of the resource* to get information about the actual dependency that cannot be deployed.

## 11.2.1 Read the logs of a resource

This section describes how to obtain the logs for a specific resource. In the Resources tab of the web-console, click on `Show Details` for the desired resource.



Next, in the Logs tab of this view, the logs can be sorted and filtered. Click on the chevron for a specific log line to display more information, such as the traceback.

## 11.2.2 Check which attributes are undefined

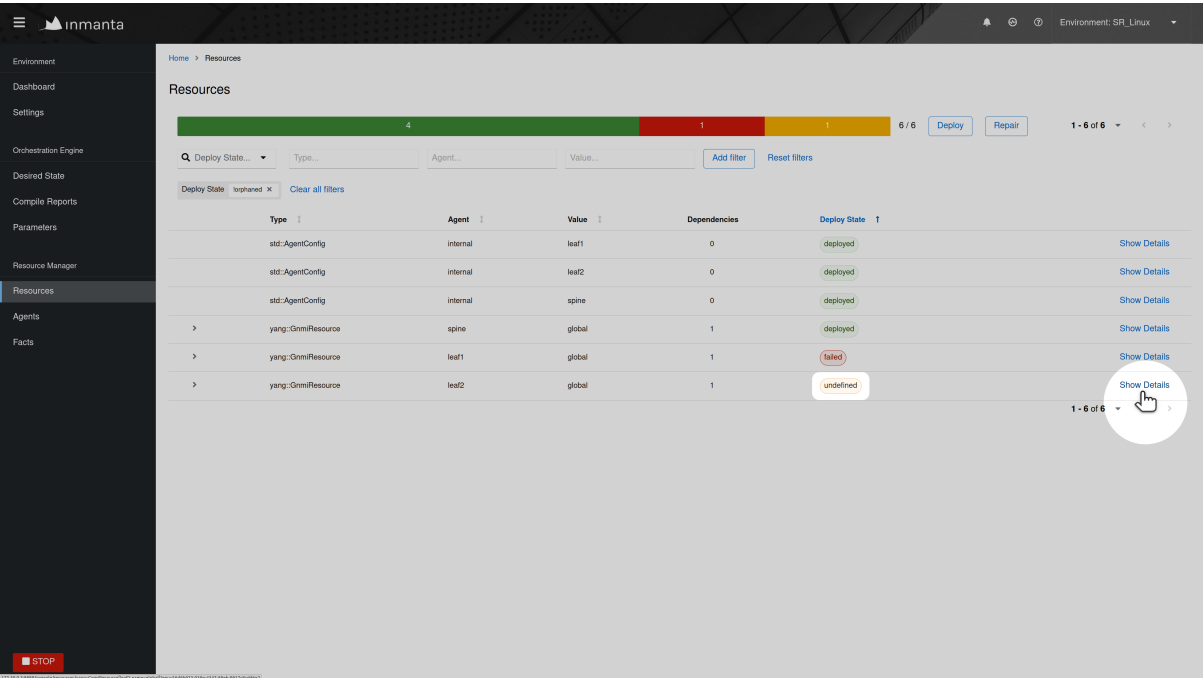
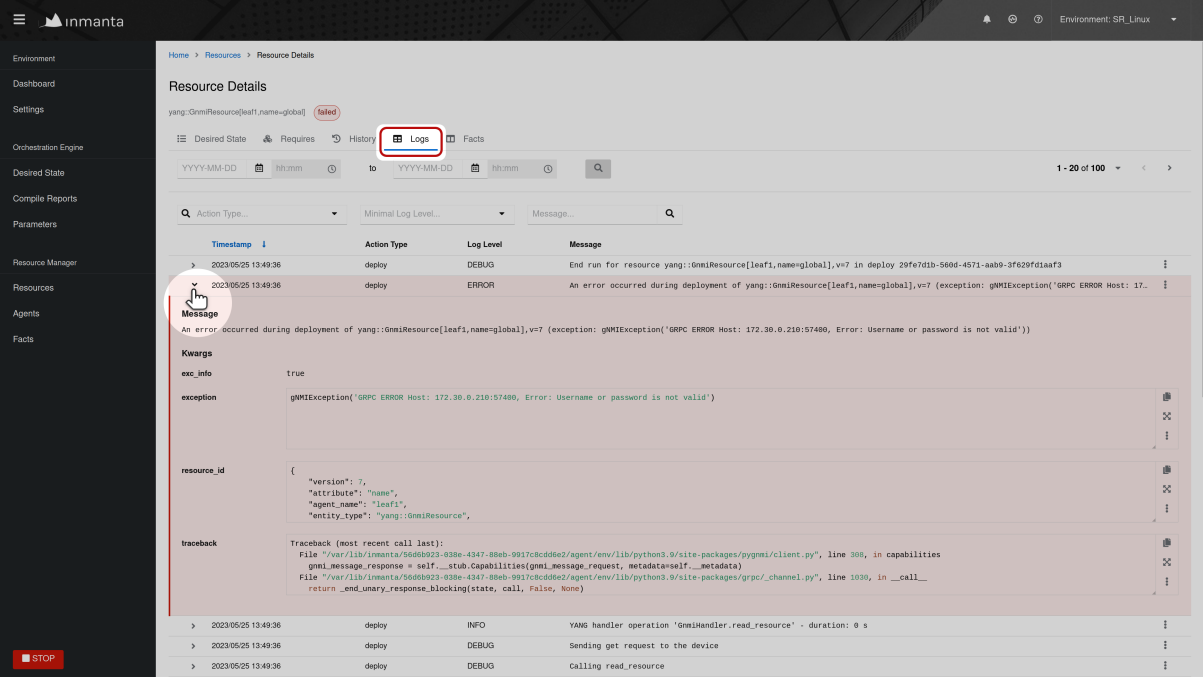
To find out undefined attributes of a resource, click on `Show Details` for the resource in the undefined state, as shown in the figure below.

Look for attributes marked as undefined in the list of attributes of that resource (See figure below). Track the source of this attribute down within the configuration model to find out why this attribute is undefined.

## 11.3 Agent doesn't come up

This section explains how to troubleshoot the problem where an agent is in the down state while it should be up. In the figure shown below, the four agents are down.

Agents can be started in two different ways, either automatically by the inmanta server (auto-started agents) or manually (manually-started) agents. More information about the configuration of both types of agent can be found on *this page*. The Section *Auto-started agents* describes how to troubleshoot this issue for agents started by the Inmanta server. The Section *Manually-started agents* describes how to troubleshoot this issue for agents that were started manually.



The screenshot shows the 'Resource Details' page for a resource named 'certificate\_chain' in the 'SR\_Linux' environment. The resource is of type 'undefined' and is associated with the 'GlobalResource/leaf2.name-global' group. The page displays various configuration parameters:

- compiled\_models:** A JSON object with dependencies and srl\_nokia\_interfaces.
- credentials:** A JSON object with password, username, and environment variables.
- device:** leaf2
- filter:** XML configuration for a subtree filter.
- get\_request:** A JSON object defining a path and element.
- host:** 172.30.0.220
- insecure:** false
- models:** A list of model names like srl\_nokia-aaa, srl\_nokia-aaa-tacacs, etc.
- name:** global
- namespaces:** A list of namespace URNs.

Navigation options include Desired State, Requires, History, Logs, and Facts. A 'STOP' button is visible in the bottom left corner.

The screenshot shows the 'Agents' page in the Inmanta interface. It displays a table of agents with their status and last fallover time. All agents are currently in a 'down' state.

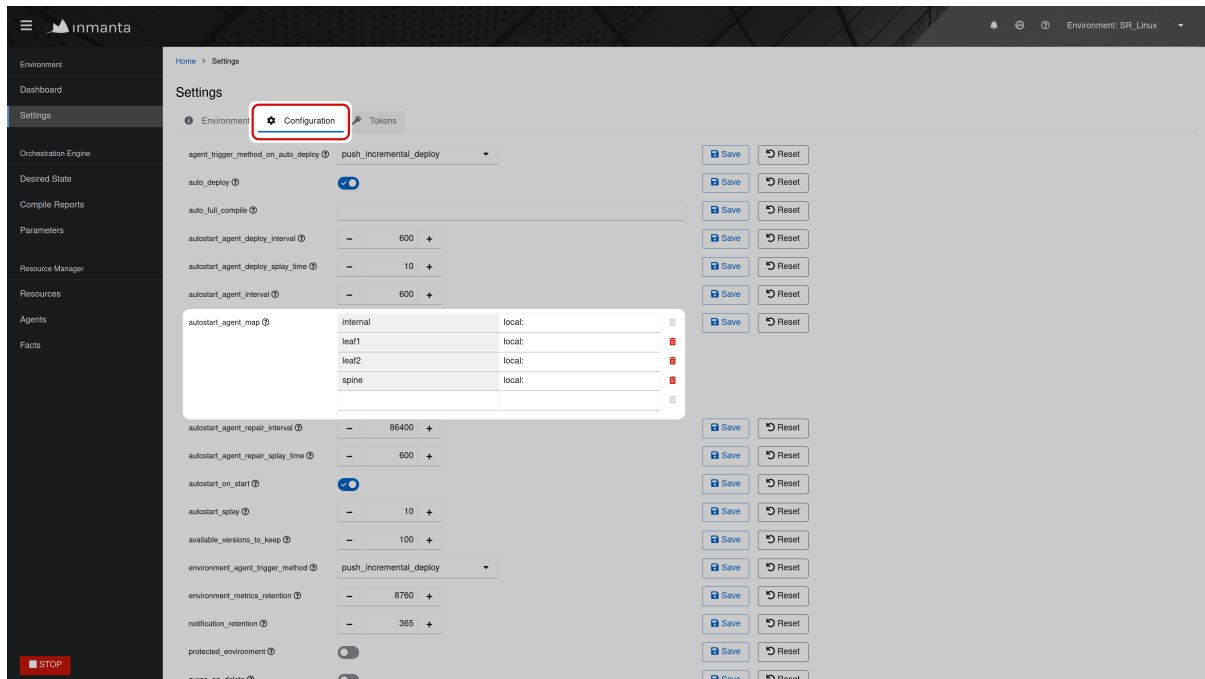
| Name     | Process | Status | Last fallover     | Actions |
|----------|---------|--------|-------------------|---------|
| internal |         | down   | a few seconds ago | Pause   |
| leaf1    |         | down   | a few seconds ago | Pause   |
| leaf2    |         | down   | a few seconds ago | Pause   |
| spine    |         | down   | a few seconds ago | Pause   |

The page includes a search filter for agent names and a pagination indicator showing '1 - 4 of 4' agents. A 'STOP' button is located in the bottom left corner.



### 11.3.1 Auto-started agents

An auto-started agent is only started when that agent is present in the `autostart_agent_map` environment setting. Verify that requirement in the Configuration panel of the Settings tab, as shown in the figure below.



When the `autostart_agent_map` is configured correctly, but the agent is still not up, read the logs of the auto-started agent. These logs can be found at the following location: `<config.log-dir>/agent-<environment-id>.[log|out|err]`. The environment ID is present in the URL of the web-console. More information about the different log files can be found [here](#). When reading those log files, pay specific attention to error messages and warnings that could explain why the agent is marked as down. Also, ensure that the name of the agent under consideration is added as an endpoint to the agent process. The log file should contain the following message when a certain agent is added as an endpoint to the process:

```
inmanta.agent.agent Adding endpoint <agent-name>
```

When the agent is not added as an endpoint, log an issue on <https://github.com/inmanta/inmanta-core/issues>.

An autostarted-agent connects to the Inmanta server via the address configured in the `server.server-address` config option. If this option is set incorrectly, the agent will not be able to connect to the server.

### 11.3.2 Manually started agents

When a manually-started agent doesn't come up, verify whether the agent process is still running via the following command:

```
$ systemctl status inmanta-agent
```

If the agent process is down, start and enable it via the following command:

```
$ systemctl enable --now inmanta-agent
```

Also check the log file of the manually-started agent. This log file is located at `/var/log/inmanta/agent.log`. The standard output and the standard error streams produced by the agent, can be obtained via journalctl:

```
$ journalctl -u inmanta-agent
```

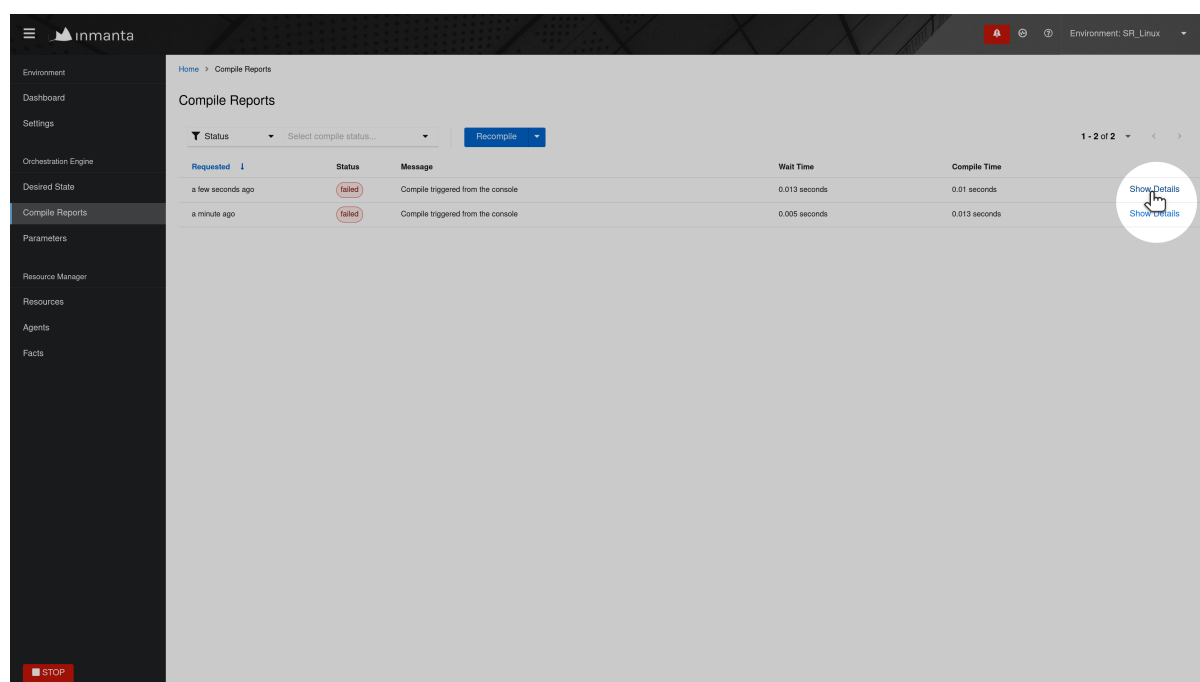
### 11.3.3 Potential reasons why an agent doesn't start

This section provides a list of potential reasons why an agent wouldn't start:

- **bind-address set incorrectly:** The Inmanta server listens on all the interfaces configured via the `server.bind-address` option. If the server doesn't listen on an interface used by a remote agent, the agent will not be able to connect to the server.
- **Authentication issue:** If the Inmanta server has been setup with authentication, a misconfiguration may deny an agent access to the Inmanta API. For example, not configuring a token provider (issuer) with `sign=true` in the `auth_jwt_<ID>` section of the Inmanta configuration file. Documentation on how to configure authentication correctly can be found [here](#).
- **SSL problems:** If the Inmanta server is configured to use SSL, the Agent should be configured to use SSL as well (See the SSL-related configuration options in the `server` and `agent_rest_transport` section of the Inmanta configuration reference)
- **Network issue:** Many network-related issue may exist which don't allow the agent to establish a connection with the Inmanta server. A firewall may blocks traffic between the Inmanta agent and the server, no network route may exist towards the Inmanta server, etc.

## 11.4 Recompilation failed

You can trigger a recompilation from the `Compile Reports` tab. It shows a list of compile reports for the latest compilations. Click on `Show Details` to see more information about a given report.



Each step of the compile process is shown. Click on the chevron, as shown below, for a specific step, to display more information such as the output produced by that step and the return code. Verify that the timestamp of the compile report corresponds to the time the compilation was triggered in the web-console. If no compile report was generated or the compile report doesn't show any errors, check the server logs as well. By default the server log is present in `<config.log-dir>/server.log`.

## 11.5 Logs show “empty model” after export

This log message indicates that something went wrong during the compilation or the export of the model to the server. To get more information about the problem, rerun the command with the `-vvv` and the `-X` options. The `-vvv` option increases the log level of the command to the `DEBUG` level and the `-X` option shows stack traces and errors.

```
$ inmanta -vvv export -X
```

## 11.6 Compilation fails

In rare situations, the compiler might fail with a `List modified after freeze` or an `Optional variable accessed that has no value` error, even though the model is syntactically correct. The following sections describe why this error occurs and what can be done to make the compilation succeed.

### 11.6.1 Reason for compilation failure

When the compiler runs, it cannot know upfront how many elements will be added to a relationship. At some stages of the compilation process the compiler has to guess which relations are completely populated in order to be able to continue the compilation process. Heuristics are being used to determine the correct order in which relationships can be considered completely populated. In most situation these heuristics work well, but in rare situations the compiler makes an incorrect decision and considers a relationship to be complete while it isn't. In those situation the compiler crashes with one of the following exception:

- `List modified after freeze`: This error occurs when a relationship with an upper arity larger than one was considered complete too soon.
- `Optional variable accessed that has no value`: This error occurs when a `[0:1]` relationship was considered complete too soon.

The following sections provide information on how this issue can be resolved.

## 11.6.2 Relationship precedence policy

**Warning:** The inmanta compiler is very good at determining in which order it should evaluate the orchestration model. Unfortunately in very complex models it might not be able to do this. In that case you can give the compiler some instruction by providing it with relationship precedence rules.

This is a very powerful tool because you can override all the intelligence in the compiler. This means that if you provide the correct rule it will fix the compilation. If you provide a wrong rule it can make this even worse. However, it can never make the orchestrator compile incorrect results.

The above-mentioned problem can be resolved by defining a *relation precedence policy* in the `project.yml` file of an Inmanta project. This policy consists of a list of rules. Each rule defining the order in which two relationships should be considered complete with respect to each other. By providing this policy, it's possible to guide the compiler in making the correct decisions that lead to a successful compilation.

Example: Consider the following `project.yml` file.

```

1 name: quickstart
2 modulepath: libs
3 downloadpath: libs
4 repo: https://github.com/inmanta/
5 description: A quickstart project that installs a drupal website.
6 relation_precedence_policy:
7   - "a::EntityA.relation before b::EntityB.other_relation"
```

The last two lines of this file define the relation precedence policy of the project. The policy contains one rule saying that the relationship `relation` of entity `a::EntityA` should be considered completely populated before the relation `other_relation` of entity `b::EntityB` can be considered complete.

Each rule in a relation precedence policy should have the following syntax:

```
<first-type>.<first-relation-name> before <then-type>.<then-relation-name>
```

## 11.6.3 Compose a relationship precedence policy

Depending on the complexity of your model, it might be difficult to determine the rule(s) that should be added to the relation precedence policy to make the compile succeed. In this section we will provide some guidelines to compose the correct set of rules.

When the compilation of a model fails with a `List modified after freeze` or an `Optional variable accessed that has no value` error, the output from the compiler will contain information regarding which relationship was frozen too soon.

For example, consider the following compiler output:

```

...
Exception explanation
=====
The compiler could not figure out how to execute this model.

During compilation, the compiler has to decide when it expects a relation to have all
↳its elements.
In this compiler run, it guessed that the relation 'finds' on the instance
↳maze::ServiceA
(instantiated at /home/centos/maze_project/libs/maze/model/_init.cf:43) would be
↳complete with the values [], but the
value maze::SubB (instantiated at /home/centos/maze_project/libs/maze/model/_init.
```

(continues on next page)

(continued from previous page)

```
↪cf:62) was added at
/home/centos/maze_project/libs/maze/model/_init.cf:75
...
```

In the above-mentioned example, the relationship `maze::ServiceA.finds` was incorrectly considered complete. To find the other relation in the ordering conflict, compile the model once more with the log level set to `DEBUG` by passing the `-vvv` option and `grep` for the log lines that contain the word `freezing`. The output will contain a log line for each relationship that is considered complete. This way you get an overview regarding the order in which the compiler considers the different relations to be complete.

```
$ inmanta -vvv compile|grep -i freezing
...
inmanta.execute.schedulerLevel 3 Freezing ListVariable maze::ServiceA (instantiated_
↪at /home/centos/maze_project/libs/maze/model/_init.cf:43) maze::ServiceA.finds = []
inmanta.execute.schedulerLevel 3 Freezing ListVariable maze::ServiceA (instantiated_
↪at /home/centos/maze_project/libs/maze/model/_init.cf:43) maze::ServiceA.finds = []
inmanta.execute.schedulerLevel 3 Freezing ListVariable maze::ServiceA (instantiated_
↪at /home/centos/maze_project/libs/maze/model/_init.cf:43) maze::ServiceA.finds = []
inmanta.execute.schedulerLevel 3 Freezing ListVariable maze::ServiceA (instantiated_
↪at /home/centos/maze_project/libs/maze/model/_init.cf:43) maze::ServiceA.finds = []
inmanta.execute.schedulerLevel 3 Freezing ListVariable maze::ServiceA (instantiated_
↪at /home/centos/maze_project/libs/maze/model/_init.cf:43) maze::ServiceA.finds = []
inmanta.execute.schedulerLevel 3 Freezing ListVariable maze::World (instantiated at /
↪home/centos/maze_project/libs/maze/model/_init.cf:10) maze::World.services =_
↪[maze::ServiceA 7f8feb20f700, maze::ServiceA 7f8feb20faf0, maze::ServiceA_
↪7f8feb20fee0, maze::ServiceA 7f8feb1e7310, maze::ServiceA 7f8feb1e7700]
Could not set attribute `finds` on instance `maze::ServiceA
...
```

All the relationships frozen after the freeze of the `maze::ServiceA.finds` relationship are potentially causing the compilation problem. In the above-mentioned example, there is only one, namely the `maze::World.services` relationship.

As such the following rule should be added to the relation precedence policy to resolve this specific conflict:

```
maze::World.services before maze::ServiceA.finds
```

When you compile the model once more with the relation precedence policy in-place, the compilation can either succeed or fail with another `List` modified after freeze or an `Optional` variable accessed that has no value error. The latter case indicates that a second rule should be added to the relation precedence policy.

## 11.7 Debugging

Debugging the server is possible in case the `rpdb` package is installed. Installing the `rpdb` package to the virtual environment used by Inmanta by default can be done the following way:

```
$ /opt/inmanta/bin/python3 -m pip install rpdb
```

`Rpdb` can be triggered by sending a `TRAP` signal to the inmanta server process.

```
$ kill -5 <PID>
```

After receiving the signal, the process hangs, and it's possible to attach a `pdb` debugger by connecting to `127.0.0.1`, on port `4444` (for example using `telnet`).



## CHANGELOG

### 12.1 Release 2024.2.1 (2024-05-24)

#### 12.1.1 Upgrade notes

- Ensure the database is backed up before executing an upgrade.

#### 12.1.2 Inmanta-core: release 12.1.0 (2024-05-24)

##### Bug fixes

- Fixed a race condition where autostarted agents might become unresponsive for 30s when restarted (#7612)
- Fix bug where the GET /api/v2/resource/<rid> and GET /api/v2/resource endpoints return an incorrect resourcestate if a resource moved back to the available state in a new version of the configuration-model.
- Fix resource details endpoint status reporting

#### 12.1.3 inmanta-ui: release 5.1.1

This component has had no new releases since the last product version.

#### 12.1.4 Web-console: release 1.16.1 (2024-05-24)

##### New features

- Add functionality to show relation label when hovering over them in Instance Composer (#5623)

##### Improvements

- Automate axe compliance testing. (#5154)
- Added functionality to view instances that are blocked from editing in the Instance Composer. (#5373)
- Enable expert mode on empty values. (#5588)
- Forced state options are now sorted alphabetically. (#5631)
- Improve the icons in the menu to make them more straightforward. (#5650)
- Replace SVG icons with PatternFly icons. (#5651)
- Change information in the Composer's Form Modal to be more adequate when no instance is chosen, Make expand/collapse button action area bigger in the Instances on the Instance Composer Canvas. (#5691)

- replace randomUUID function with adequate cryptographic substitute (#5706)
- Propagate suggestions to embedded entities and allow 0 as valid default input (#5717)

### Bug fixes

- resolve bug in duplicate form for preselected values in dropdowns. (#5588)
- Resolve a bug of invalid presentation of the add instance button in the instance composer when using Firefox (#5689)
- Resolve bug in resource details filtering, where removing log filters would send invalid request. (#5697)
- Fix issue with integers passed through expert mode as a string (#5718)
- Fix issue with updating textarea fields (#5748)

## 12.2 Release 2024.2 (2024-04-02)

### 12.2.1 Upgrade notes

- Ensure the database is backed up before executing an upgrade.

### 12.2.2 Inmanta-core: release 12.0.0 (2024-04-02)

#### New features

- Added support for arithmetic operators to the language (addition, subtraction, multiplication, division, exponentiation and modulo). (inmanta/inmanta-core#1799)
- Add facts that don't expire. (#6560)
- Introduced a new configuration option `database.wait_time` for the Inmanta server, enabling it to wait for the database to become available before starting. Users can specify the maximum time (in seconds) the server should wait for the database to be up. A value of 0 means the server will not wait, while a negative value indicates the server will wait indefinitely. (#6994)
- Implement constraints on jwt claims
- Remove state back propagation from the database

#### Improvements

- Add `--soft-delete` option to the exporter. This option makes sure that resource sets, specified using the `--delete-resource-set` option, are only deleted if there are no resources exported for this set. (inmanta/inmanta-lsm#1638)
- Report which pip indexes were used to install a V2 module or third-party Python dependency if that package could not be found. (#6096)
- Add `exclude_changes` argument to the `get_resource_actions` endpoint to filter out resource actions with specific changes (#6733)
- Improved error message when http request have oversized headers
- Improve performance of cross agent dependency resolution (#6999)
- Improve exporter performance (#7040)
- Improve performance of `std::validate_type` (#7041)
- Add dedicated `set_fact` and `set_parameter` endpoints (#7068)



- Remove support for legacy schema migration (< ISO4 ) (#7117)
- Added the ability to have mergeable environment variables to the compiler service (#7154)
- Improve performance of resource view (#7231)
- Increased the default value of the `database.connection_pool_max_size` setting to 70 (#7248)
- Improve deploy performance for very large models (#7262)
- Add documentation on how to create the initial user when using the built-in authentication provider. ([inmanta/inmanta-core#7357](#))
- Ensure agent code folder is cleaned up on restart (#7388)
- Agent started using `std::Agentconfig` now always deploy when first started (#7448)
- Added a named-volume to the PostgreSQL server started by the docker-compose based installation documentation.
- Make agent more resilient to resource loading issues
- Improve performance by tuning logging
- Improve performance of type validation
- Make parameter refresh a non-blocking call
- Add support for string concatenation in the Inmanta modelling language
- Changed the default value of the `server.auth_method` config option from `None` to `oidc`.

## Upgrade notes

- The default value of the project configuration option `agent_install_dependency_modules` changed to `True`. ([inmanta/inmanta-core#7026](#))
- Remove state back propagation from the database

## Deprecation notes

- Remove functionality relying on netifaces from reporting. ([inmanta/inmanta-core#7019](#))
- The project configuration option `agent_install_dependency_modules` is deprecated and will be removed in a next major release. ([inmanta/inmanta-core#7026](#))

## Bug fixes

- Fixed bug where certain config options could not be set through environment variables
- Fix formatting of error message for inline if expressions (#6226)
- make sure an environment can not be resumed while deleting, that deleting an environment first halts the environment and that the active model cannot be deleted.
- Resolve race condition on release version (#6955)
- Deploy command no longer ignores `-f` option. (#6993)
- Prevent deadlock between the `_log_session_expiry_to_db` and the `_log_session_seen_to_db` and `_log_session_creation_to_db` methods. ([inmanta/inmanta-core#7024](#))
- Requesting a dryrun after a partial compile was sometimes causing an internal server error. (#7065)
- Fix bug where the latest released version of the configurationmodel could be removed by the cleanup job. ([inmanta/inmanta-core#7324](#))
- Improved f-string error reporting (#7418)

- Fix bug where undefined and skipped\_for\_undefined resources are not correctly merged by the put\_partial endpoint. (inmanta/inmanta-core#7416)
- Fix a bug where PIP\_NO\_INDEX could be used by pip when use\_system\_config was set to False in the PipConfig (#6096)
- Fix bug that causes literal values to be rendered incorrectly in the OpenAPI documentation. (inmanta/inmanta-lsm#1586)
- Improve ha db setup documentation

### 12.2.3 Inmanta-ui: release 5.1.1 (2024-03-29)

No changelog entries.

### 12.2.4 Web-console: release 1.16.0 (2024-03-29)

#### New features

- Add User Management view when user is logged in through database authentication (#4738)
- Discovered Resources page has been added. (#5395)
- New pages have been added to display the orders and their details. (#5438)
- Smart Composer is now general available (#5470)
- Add database based login form (#5558)

#### Improvements

- Add filtering by resource type on the Compliance and Compare pages. (#4555)
- Prevent the user from creating a project name that could be an empty value. (#5373)
- Corrected the disabled highlight for disabled delete button in the Service Inventory (#5400)
- Improve Instance Composer code readability and remove duplicated code (#5443)
- Add description to the order api request and extract the call from the Canvas component (#5469)
- Add Tooltips to the icon buttons in the Instance composer (#5478)
- Add default behavior to zoom to fit on initial load of the instance in the Smart Composer (#5506)
- Adjusted the color of the compile details to match patternfly scheme. Added default empty page for facts. (#5511)
- Add support for suggestions in the forms (#5531)
- Added support to display attribute annotations in tabs in the Service Inventory (#5532)
- Update the add instance button to be displayed as a toggle when the Composer feature is enabled. (#5554)
- Update Notification Drawer to handle notifications without uri (#5593)
- Feature Flag V2, enable specific parts of the application based on licencing (#5619)
- Add improvements to smart composer: Highlight of loose components, Hide/Show connection label, composer is available only from root services
- Upgrade Yarn to V4.

## Bug fixes

- Enable adding new nested entity that are already part of a nested entity when the form is in edit-mode (#5375)
- Prevent displaying invalid dates in the Order Details View. (#5512)
- Fix display name in the form for inter-service relationship, and adjust filtering when clicking on a relation link in the attribute table. (#5561)
- Fix issue with misleading visual state of Diagnose button and misplaced 'back' button for terminated instances

## Other notes

- The repo requires node 18+ to be installed

## 12.3 Release 2024.1.2 (2024-02-09)

### 12.3.1 Upgrade notes

- Ensure the database is backed up before executing an upgrade.

### 12.3.2 Inmanta-core: release 11.0.2 (2024-02-09)

#### New features

- Prevent double processing of events in case of stale events (#7066)

#### Known Issues

- Handlers that process events should always indicate when they processed events(via ctx.set\_updated) (#7066)

### 12.3.3 inmanta-ui: release 5.1.0

This component has had no new releases since the last product version.

### 12.3.4 Web-console: release 1.15.3 (2024-02-09)

#### Improvements

- Collapse Difference Viewer Component by default to improve loading performance - iso6 (#5439)

## 12.4 Release 2024.1.1 (2024-01-22)

### 12.4.1 Upgrade notes

- Ensure the database is backed up before executing an upgrade.

## 12.4.2 Inmanta-core: release 11.0.1 (2024-01-04)

### Bug fixes

- Fix anchormap entrypoint (language server) for imports with rename

## 12.4.3 inmanta-ui: release 5.1.0

This component has had no new releases since the last product version.

## 12.4.4 Web-console: release 1.15.2 (2024-01-17)

### Bug fixes

- Fix resolving freezing of compliance check page

## 12.4.5 Web-console: release 1.15.1 (2024-01-04)

### Bug fixes

- Fix for pagination in Service Inventory + tests

## 12.5 Release 2024.1 (2023-12-11)

### 12.5.1 Upgrade notes

- Ensure the database is backed up before executing an upgrade.

### 12.5.2 Inmanta-core: release 11.0.0 (2023-12-11)

#### New features

- Add 'exclude\_change' argument to 'get\_resource\_events' to be able to exclude some types of changes from the results. (#6375)
- Add server config option server.tz\_aware\_timestamps to make the server return time-zone aware timestamps. (#6428)
- Add server config option server.tz\_aware\_timestamps to make the server return time-zone aware timestamps. (#6428)
- A project-wide pip configuration can be set through the project.yml pip section. (#6518)
- Introduce the 'float' type for floating point numbers (inmanta/inmanta-core#6526)
- Introduced the dict\_path module in the inmanta.util package. This module was previously located in the inmanta-lsm package. Users transitioning from inmanta-lsm should now use inmanta.util.dict\_path for relevant functionality. (inmanta/inmanta-core#6631)
- Support \*args and \*\*kwargs arguments in plugin signatures. (inmanta/inmanta-core#6691)
- Migrated to pydantic v2, which offers more accurate type validation and increased performance

## Improvements

- Fixed reference to OpenAPI docs to work from any page
- Show exporter timings in compiler output (#6387)
- Improve the output of the `inmanta compile` and `inmanta export` commands, by using the logger name `compiler`, `exporter` or `<name-inmanta-module>` for log records produced by respectively the compiler, the exporter or an Inmanta module. ([inmanta/inmanta-core#6489](#))
- Input validation of the `put_version` api endpoint is now more strict (#6517)
- Rate limit resolution of cross agent dependencies and make notification asynchronous
- Stricter type checking of values returned by plugins.
- Set the `PIP_PRE`, `PIP_INDEX_URL` and `PIP_EXTRA_INDEX_URL` pip env vars according to the `project.yml` pip config when activating an inmanta environment with the `inmanta-workon` command. (#6721)
- Raise an explicit error when attempting to create a virtual env with invalid characters in its path.
- Added documentation on how to perform an upgrade in-place. ([inmanta/inmanta-service-orchestrator#393](#))

## Upgrade notes

- All projects now require a pip config in the `project.yml`: please refer to the [migration guide](#) to move to a project-wide pip configuration. (#6518)
- Stricter type checking of values returned by plugins. Specifying `None` as returned type requires `None` to be returned.
- For successful upgrading to this version, it is required to have ISO version 5.4.2 or higher already installed. (#6726)
- `stricturl` is no longer supported. This has been dropped by `pydantic`

## Deprecation notes

- The `net` module has been deprecated. ([inmanta/net#209](#))
- The `ip` module has been deprecated. All its functionality is now available in the `std` module. ([inmanta/ip#253](#))
- Remove the `autostart_agent_interval` and `autostart_splay` environment settings (#6084)
- Deprecate the `'number'` type. Use the `'int'` or `'float'` type instead ([inmanta/inmanta-core#6526](#))
- Removed the `'inmanta module install'` command.. As an alternative to the now-removed `'inmanta module install'` command, users should follow the updated procedure for module installation: The new method involves using the `'inmanta module build'` command followed by `'pip install ./dist'` to build a module from source and install the distribution package, respectively. Alternatively, use `'pip install -e .'` to install the module in editable mode (#6717)

### Bug fixes

- Make sure openapi UI works when ssl is enabled (#5680)
- Fix bug in f-strings not working when whitespaces surround the variable. (#6629)
- Fix the handling of numeric keys in dict paths: floating-point numbers and their integer equivalents are treated as the same key. (#6731)
- Fix a bug where numbers were cast to int instead of float
- Fix jwt config error message to use the correct attribute and provide more context
- Compiler: fixed bugs in some operators when “Unknown” values are passed: ==, !=, not, in and is defined now properly propagate unknowns. (#6033)
- Compiler: add support for “Unknown” values in operators (#6033)
- No longer update the increment when the agent pulls (this is now done when a new version is released), to prevent race with #6486.
- Fixed compiler bug where list comprehensions result in a ListModifiedAfterFreeze exception when the value expression is a constructor

### Other notes

- Compiler: for consistency reasons, the for loop body will no longer be executed for “Unknown” values

## 12.5.3 Inmanta-ui: release 5.1.0 (2023-12-11)

### Deprecation notes

- Removed the `web-ui.console_json_parser` option because it has become redundant. ([inmanta/inmanta-core#6641](#))

## 12.5.4 Web-console: release 1.15.0 (2023-12-11)

### New features

- The Service inventory now supports the functionality to duplicate an instance. (#5166)

### Improvements

- Add links to API documentation, both for LSM API and the General API. The update Service Catalog message is now also clearer (#4419)
- Improve behaviour of the agents table when the environment is halted (#4555)
- Enhancement bringing back functionality to close Sidebar when clicked outside of it on mobile, Introduce said functionality to Notification Drawer - Desktop & mobile (#4751)
- Redirect the user to the Desired State page on Environment Creation on OSS, instead of Compile Reports page. (#4835)
- Highlight table rows when hovering (#5038)
- Add the attribute modifiers to the Service Details table. (#5053)
- Timestamps in the dashboard are now rounded to full hours (#5081)
- Introduce functionality that blocks UI for the process of halting environment (#5136)
- Increase default page size to 100 for Resource logs in the Resource details page. (#5159)

- The user actions present in the expanded rows in the Service Inventory, displaying the Service Details have been moved to a toggle-menu at the end of each row. (#5166)
- Update support archive link for v2 (#5218)
- Improve overall UI of the inventory table, and remove the Attribute Summary Column (#5280)

### Bug fixes

- Repair the drilldown height issue for the Actions dropdown. (#5280)

## 12.6 Release 2023.4 (2023-10-13)

### 12.6.1 General changes

#### Upgrade notes

- The RPMs now install a Python 3.11 environment. (inmanta/inmanta-core#6024)
- Ensure the database is backed up before executing an upgrade.

### 12.6.2 Inmanta-core: release 10.0.0 (2023-10-13)

#### New features

- Add handler (DiscoveryHandler) to discover unmanaged resources. (#6025)
- the `release_version`, `/version/<id>` api endpoint will now return a 409 when called twice on the same version (#6349)
- Allow cron expressions in the `agent_repair_interval` so that we can specify a time-interval where the repair runs happen.

#### Improvements

- Improve agents responsiveness for agents with a large number of connections and introduce a parameter to set the `max-clients` limit on an agent. (#241)
- add a warning to the docs about the risk of using multiple python package indexes
- Add top-level handler abstract base class `HandlerAPI` and made resource handlers generic in their resource type. (#6025)
- Add the “not in” operator. (#6211)
- Split deletes of projects, environments and configurationmodels into small transactions to prevent deadlocks. (inmanta/inmanta-core#6427)
- Files handled by the file API are now stored in the database instead of on the file system of the Inmanta server. (inmanta/inmanta-core#6441)
- Ensure that resources that will receive events are in the increment.. Any deployment with a status other than `nochange` is considered to be an event. (#6477)
- Add support for cron expressions for `autostart_agent_deploy_interval` and `autostart_agent_repair_interval` environment settings. (#6549)
- Ensure child processes are awaited by the `deploy` command
- Prefix the error messages produced by the `inmanta module release` command with `Error:` to make clear it's an error message.

- Improve the output of the `inmanta compile` and `inmanta export` commands to make it more clear to the end-user when the command failed. ([inmanta/inmanta-core#5258](#))
- Increase the default value of `INMANTA_MAX_ITERATIONS` to 100000
- Moved the `validate_type` logic from the `std` module to `inmanta-core`. ([inmanta/inmanta-core#6540](#))
- Reduce log level of compiler scheduler from `debug` to `trace`, to reduce compiler log output
- Added support to the `GET /metrics` endpoint to round the returned timestamps to a full hour. ([inmanta/inmanta-core#6051](#))
- Add clarifying docstring to the `IgnoreResourceException`.

### Upgrade notes

- When implementing a generic handler (extending from `Generic`), the `Generic` class must be mentioned last in the list of base classes of that handler. ([#6025](#))
- the `release_version`, `/version/<id>` api endpoint will now return a 409 when called twice on the same version ([#6349](#))
- A full recompile is required after upgrading the Inmanta server to re-publish all required files to the file API. After the upgrade, the Inmanta server will no longer have access to files uploaded using the old version of the Inmanta server. ([inmanta/inmanta-core#6441](#))

### Deprecation notes

- The compiler no longer explicitly injects the implied `== true` for plugin calls in typedef constraints ([inmanta/inmanta-core#5787](#))
- The `CRUDHandlerGeneric` is now deprecated in favor of the `CRUDHandler` class ([#6025](#))
- The `server.delete-corrupt-files` config option was removed. ([inmanta/inmanta-core#6441](#))
- Removed support for the legacy relationship syntax from the compiler. ([inmanta/inmanta-core#5265](#))

### Bug fixes

- Ensure `get_resource_events` and `resource_did_dependency_change` work across incremental compiles ([#5493](#))
- Prevent repairs from restarting indefinitely when a short deploy interval is set ([#6202](#))
- Ensure releasing a new version can not hide failures in ongoing deployments for older versions ([#6475](#))
- Increase the timeout on the status method of a server slice 1s to prevent undesired timeouts on the status page of the web-console. ([inmanta/inmanta-core#6599](#))
- Removed duplicate `fact-expire` from default config file
- Don't set a resource to the deploying state if that resource is undeployable.
- Fix bug where the `id.attribute_value` field of resources emitted by the exporter have a non-string type, when the type in the model is not a string.
- Improve the performance of the API endpoints that clear or delete an environment. ([inmanta/inmanta-core#6373](#))



### 12.6.3 Inmanta-ui: release 5.0.0 (2023-10-13)

No changelog entries.

### 12.6.4 Web-console: release 1.14.0 (2023-10-13)

#### Improvements

- A banner will now be shown if your license is about to expire, or if it already has expired. (#4708)
- Add e2e test for keycloak authentication (#4868)
- Updated the default filtering on Compliance check page and Compare page to exclude the unmodified files. (#4681)
- Improve the error messaging when the server is down and not reachable. (#4686)
- Improve the user-feedback when pressing either the repair or deploy button on the resource page. (#4349)
- Update url construction based on new changes in API to redirect to resource page. (#4907)
- Refresh automatically the environment overview page. (#4840)
- The select for compare functionality on the Desired State page has been updated. (#4391)
- Implement the useFeatures hook to fetch the config.js file from the server and extract the features.

#### Bug fixes

- Improve the behavior on Firefox when hovering over code-block icons. (#4916)
- Repair timepicker.

#### Other notes

- Upgrade the UI library to Patternfly V5. (#5076)

## 12.7 Release 2023.3 (2023-07-04)

### 12.7.1 Upgrade notes

- Ensure the database is backed up before executing an upgrade.

### 12.7.2 Inmanta-core: release 9.3.0 (2023-07-04)

#### New features

- Added support for list comprehensions to the language, see the documentation for more details (Issue #5433)
- Added support for keyword-only arguments in plugins (Issue inmanta/inmanta-core#5706)
- Expose the logging setup through the stable api (Issue #5815)

### Improvements

- Add support to the compilerservice to request a compile that is part of a database transaction. (Issue [inmanta/inmanta-lsm#1249](#))
- Add documentation on how to upgrade an orchestrator by migrating from one running orchestrator to another. (Issue [inmanta/inmanta-service-orchestrator#391](#))
- The `CRUDHandlerGeneric` class was added. This class contains the same implementation as the `CRUDHandler` class, but is generic with respect to the specific `PurgeableResource` it acts on. (Issue [inmanta/inmanta-core#5555](#))
- Added generic logging interface for the handler and a compatible implementation that uses the Python loggers for testing purposes. (Issue [#5708](#))
- Add the “-v” / “-verbose” option to Inmanta commands and sub-commands to set the verbosity of the console output. (Issue [inmanta/inmanta-core#5755](#))
- Add python-like f-strings. (Issue [#5757](#))
- The ‘inmanta module release’ command now outputs the release tag (Issue [#5816](#))
- Improve error reporting when attempting to move a resource to another resource set in a partial compile. (Issue [#5884](#))
- Fix bug that makes the handler fail with the exception `PostgresSyntaxError: trailing junk after parameter at or near "$3A"` when running against PostgreSQL 15. (Issue [inmanta/inmanta-core#5898](#))
- The server now keeps track of database pool exhaustion events and will report daily how many occurred, if some exhaustion was noticed. (Issue [#5944](#))
- improved support for pip config files by adding the `use_config_file` option to `project.yml`. If set the pip config file will be used. (Issue [#5976](#))
- Add dedicated project-wide pip index url configuration option to the `project.yml`. (Issue [#5993](#))
- Add support to expose the same method via the API using different URLs. (Issue [inmanta/inmanta-lsm#1274](#))
- The hardcoded agent backoff time is now configurable using the `config.agent_get_resource_backoff` config option.
- Improve the documentation of the `api/v1/resource/<id>` endpoint and return a clear error message if the given id is not a valid resource version id.
- Improve the performance of the `GET /api/v2/resource/<resource_id>/logs` endpoint. (Issue [inmanta/inmanta-core#6147](#))
- The server now logs the enabled extensions when it starts.
- Only print exception trace on cache failure when log level is at least `DEBUG` (-vvv)
- Ensure status endpoint returns after 100ms
- Update the documentation about setting up authentication, to use Keycloak version 20.0
- Mention in the server installation documentation which extensions need to be enabled.

## Upgrade notes

- The `purge_on_delete` feature and the `POST /decommission/<id>` endpoints have been removed. (Issue #5677)

## Deprecation notes

- In a future release it will not be possible anymore to use a resource with an `id_attribute` called `id` (Issue `inmanta/pytest-inmanta#367`)
- The `CRUDHandler` class is deprecated in favor of the `CRUDHandlerGeneric` class. In a future major release `CRUDHandlerGeneric` will be renamed to `CRUDHandler`. As such, it's recommended to import `CRUDHandlerGeneric` using the alias `CRUDHandler`. (Issue `inmanta/inmanta-core#5555`)
- Setting a package source in the `project.yml` file through the `repo -> url <index_url> option with type packageis` now deprecated in favour of `thepip -> index_urls <index_url> option.` (Issue #5993)`
- For consistency, V1 modules' dependencies will now be installed using the configured pip index url (or v2 package repo) if it is set (Issue #5993)
- The default agent backoff time has been changed from five to three. This backoff is configurable using the `config.agent-get-resource-backoff` config option.
- Drop deprecated `log_msg` method in the handler.

## Bug fixes

- Show a clear error message when the `inmanta module freeze` command is executed on a v2 module. This is not supported. (Issue #5631)
- Don't run cleanup jobs on halted environments (Issue #5842)
- Make sure `resource.version == resource.id.version` (Issue #5931)
- The `environment_delete` endpoint now correctly removes the environment directory on the server. (Issue #5974)
- Fix bug in `inmanta module update` when `requirements.txt` contains additional constraints
- Fixed compiler bug that could lead to performance issues for deeply nested boolean operators
- Fix bug where the cleanup job, that removes old resource actions, ignores the environment scope of the `resource_action_logs_retention` setting. This way the shortest interval used for the `resource_action_logs_retention` environment setting across all environments was applied on all environments.
- Fixed broken link to Pydantic docs in documentation
- Fix issue where the documentation of the `inmanta module release` command is incorrectly formatted on the documentation pages.
- Make sure that the log line, that reports the time required for an agent to fetch its resources from the server, is reported as a floating point number instead of an integer.
- Fix race condition that can cause an environment setting to be reset to its default value.
- Fix bug that causes the `/serverstatus` endpoint to report an incorrect length of the compiler queue.
- The server no longer incorrectly logs a warning about `server_rest_transport.token` missing from the config

### 12.7.3 Inmanta-ui: release 4.0.3 (2023-07-04)

#### Improvements

- Improve the logging regarding the web-console configuration options.

### 12.7.4 Web-console: release 1.13.0 (2023-07-04)

#### Improvements

- From now on Recompile buttons aren't disabled after use, which makes queueing recompilations possible.
- Add support for Attribute-Type migration in the attribute table. (Issue #4534)
- Add support to run the e2e tests against the OSS Orchestrator releases. (Issue #4660)
- UI-fix for the header when authentication is enabled. (Issue #4865)
- Add support for textarea in forms (Issue #4910)

#### Bug fixes

- Fixed issues with missing default values in string list input in Create Instance Form and with embedded entity inputs not being disabled in the Edit Instance Form (Issue #4737)
- Page redirection has been fixed when the authentication token expires. (Issue #4885)
- Bugfix for nested embedded entities being wrongly displayed in the attribute tree-table. (Issue #4915)

## 12.8 Release 2023.2 (2023-04-11)

### 12.8.1 Upgrade notes

- Ensure the database is backed up before executing an upgrade.

### 12.8.2 Inmanta-core: release 8.3.0 (2023-04-11)

#### New features

- Added namespace inference to nested constructors (Issue #4028)
- Add the user management service (Issue #5310)
- change agent\_install\_dependency\_modules from experimental feature to expert feature (Issue #5693)
- adds docstrings to the anchormap so that the vscode extension can display them on hover (Issue inmanta/vscode-inmanta#933)

## Improvements

- Improve the performance of the `put_partial` endpoint (Issue [inmanta/inmanta-core#4743](#))
- Expanded project's package repo documentation with a note about the risk of using multiple package repos and dependency confusion attacks.
- Old agents in the agent table are now cleaned up from the database. (Issue [#5349](#))
- Improved compiler reasoning on resolving `is defined` for empty lists
- Improve line numbering when reporting non-existing attributes on constructors (Issue [#5497](#))
- Produce no warning about download path if it is not used (Issue [#5507](#))
- Added diagrams to the documentation that explain the limitations regarding inter-resource set dependencies when partial compiles are enabled. (Issue [inmanta/inmanta-core#5679](#))
- Add support for four digit versioning for `inmanta module release`.
- Raise namespace lookup exception earlier (normalization phase) for improved diagnostics
- Added `-a` option to `inmanta release` command to commit all pending changes.

## Upgrade notes

- It's required to run a full compile on any environment that uses partial compiles after upgrading the server. (Issue [inmanta/inmanta-core#4743](#))
- Changed the default value of `environment_agent_trigger_method` environment setting to `push_incremental_deploy`
- The `inmanta release` command will no longer do `git commit -a` by default, add the `-a` option to get the old behavior

## Bug fixes

- The following API endpoints now return their results in a consistent, meaningful order: `methods.list_settings`, `methods_v2.environment_settings_list`, `methods.list_params`, `methods_v2.get_facts`, `methods.list_projects`, `methods_v2.project_list`, `methods.dryrun_list`.
- Fix race condition that causes the deployment of a resource to fail with the error message: 'Fetching resource events only makes sense when the resource is currently deploying'. This issue happens in rare situations and the orchestrator will automatically recover from it during the next deployment.
- Fix issue that may cause the first export for an environment to fail when files with identical content are present.
- Autostarted agents will now log in debug mode (Issue [#5562](#))
- Fix bug that incorrectly calculates the timestamp indicating which facts have to be renewed.
- Fix race condition in incremental deploy calculation where a newly released version uses an increment that is calculated from an old model version.
- Fix bug where the 'done' field of a model version returned by the `GET /version` or the `GET /version/<id>` API endpoint decrements when a repair run of an agent changes the state of the resource to deploying again.

### 12.8.3 Inmanta-core: release 8.2.0 (2023-02-09)

#### Improvements

- Support inmanta module release options `-c`, `--patch`, `--minor`, `--major` without `--dev`

### 12.8.4 Inmanta-ui: release 4.0.2 (2023-04-11)

No changelog entries.

### 12.8.5 Web-console: release 1.12.3 (2023-04-11)

#### New features

- Add support to force instance state, destroy instance or change instance attributes through lsm expert mode (Issue #4682)

#### Improvements

- Move sidebars status icon into Header (Issue #4342)
- Adding automated e2e testing for the Resources (Issue #4367)
- Improve appearance of Environment selector and move it to the right corner of the page (Issue #4531)
- Add new icons for new event types in Service Inventory (Issue #4609)
- Improve support for attribute lists (Issue #4556)

#### Bug fixes

- Resolve the rounding issue on dashboard Service Counter. (Issue #4602)
- refresh catalog list after deleting Service (Issue #4608)
- Show no value instead of null when there is no description in embedded/relation entity (Issue #4610)
- Fix tooltip alignment and resolve flickering on environment control button (Issue #4612)
- Allow to add/delete optional nested entities (Issue #4615)
- Fix service details relation links to send user to specified service page (Issue #4617)
- Fix incorrect Y-axis values on stacked charts on dashboard (Issue #4626)
- Improve metrics tooltip placement across chart (Issue #4627)
- Fix issue with clearing unread notification (Issue #4677)
- fix the issue that crash the app when using missing environment setting and its definition (Issue #4772)

## 12.9 Release 2023.1.1 (2023-02-17)

### 12.9.1 Upgrade notes

- Ensure the database is backed up before executing an upgrade.

### 12.9.2 inmanta-ui: release 4.0.1

This component has had no new releases since the last product version.

### 12.9.3 Web-console: release 1.12.2 (2023-02-17)

#### Bug fixes

- Do not show LSM related graphs when LSM is not loaded (Issue #4650)

### 12.9.4 Web-console: release 1.12.1 (2023-02-09)

No changelog entries.

## 12.10 Release 2023.1 (2023-02-06)

### 12.10.1 Upgrade notes

- Ensure the database is backed up before executing an upgrade.

### 12.10.2 Inmanta-core: release 8.1.0 (2023-02-06)

#### New features

- Added `inmanta module release` command. (Issue inmanta/inmanta-core#5082)
- Added the `/metrics` API endpoint to retrieve aggregated metrics about an Inmanta environment from the server. (Issue inmanta/inmanta-core#5129)
- experimental: Added a project option to install dependencies on other modules when loading code on the agent
- Improve stability of incremental deploy for resources containing dicts (Issue #5306)

#### Improvements

- Remove `resource.resource_version_id` fields from the database and use `resource id` instead
- Improve error reporting when an index collision is detected. (Issue #5075)
- A proper inmanta warning is now displayed when an invalid escape sequence is detected in a regular string or a multi-line string. (Issue #5091)
- Fix wrong docker login instructions
- improved partial compile documentation for LSM
- Improved error reporting when an optional list attribute (not relation) remains unset

- Improved exception handling during shutdown
- Remove auto-recompile-wait from the config file in the rpm (Issue #4332)

### Upgrade notes

- The first recompile after this upgrade will always perform a full deploy (Issue #5306)

### Deprecation notes

- The `inmanta module commit` command has been deprecated in favor of the `inmanta module release` command.
- The `do_clean_hard` and `postgres_get_custom_types` functions and the `PGRestore` and `AsyncSingleton` classes in respectively `inmanta_tests.conftest` and `inmanta_tests.db.common` were moved to the `inmanta.db.util` module. The `do_clean_hard` function is available in the `inmanta.db.util` module under the name `clear_database`. These functions and classes will be removed from their original location in a future major release ( $\geq$ ISO7). (Issue `inmanta/inmanta-core#5383`)

### Bug fixes

- Fix issue where server-side compiles fail when the SSL configuration on the server doesn't match the SSL configuration defined in the `.inmanta` file of the project. (Issue `inmanta/inmanta-core#4640`)
- Fixed cycle detection in experimental relation precedence policy (Issue #5380)
- Fix handling of deploying state in incremental deploys (Issue #5434)

## 12.10.3 Inmanta-ui: release 4.0.1 (2023-02-06)

No changelog entries.

## 12.10.4 Web-console: release 1.12.0 (2023-02-06)

### New features

- Create component and navigation for the Dashboard Page (Issue #4525)
- Create base components for Dashboard, endpoint `QueryManager` to acquire metrics and serve them to Dashboard and finally components with given Manager (Issue #4527)
- Adjust routing to include Dashboard correctly, fix `e2e` accordingly to new flow of routes (Issue #4531)
- Add interpolation to charts when no data was aggregated, format dates from UTC to local, add rounding (Issue #4579)

### Improvements

- Adding automated `e2e` testing for the Service Catalog, for a basic-service instance. (Issue #4317)
- Adding automated `e2e` testing for the Service Catalog, for child-parent service instances. (Issue #4320)
- Adding automated `e2e` testing for the Service Catalog, for a Embedded Entity instance. (Issue #4321)
- Adding automated `e2e` testing for the Service Catalog - Catalog Update (Issue #4323)
- Adding automated `e2e` testing for the Service Details (Issue #4327)
- Adding automated `e2e` testing for the Service Catalog, for a desired state (Issue #4337)



- Adding Tooltips for halted and resume buttons in the sidebar. (Issue #4341)
- Adding automated e2e testing for the Compile Reports (Issue #4348)

### Bug fixes

- Fix Service filtering when clicking on service relation (Issue #4099)
- Fix toolbar alignment issue. (Issue #4422)
- Fix form booleans issue (Issue #4438)
- Name of the agent is not properly escaped in pause agent request (Issue #4454)
- Fix resource logs issue (Issue #4480)
- Fix configuration update issue (Issue #4481)
- fixes to metrics (Issue #4590)

## 12.11 Release 2022.4 (2022-12-01)

### 12.11.1 General changes

#### New features

- Add support for RHEL 9 and derivatives. (Issue inmanta/inmanta-core#4973)

#### Upgrade notes

- Ensure the database is backed up before executing an upgrade.

### 12.11.2 Inmanta-core: release 8.0.0 (2022-11-30)

#### New features

- Added the `inmanta-workon` command (Issue #4376)
- Add the finalizer decorator. Functions decorated with it will be executed at the end of the compilation
- Constructors that appear as a right hand side in an assignment (or another constructor) now no longer require explicit assignments for the inverse relation to the left hand side.
- Add support for extensions to register their environment settings via the `register_environment_settings` method in the `extension.py` file of the extension. (Issue inmanta/irt#1366)

#### Improvements

- Improve the logging of the pip commands by using a separated logger for those. Also add the content of the requirements and constraints files to the logging. (Issue #4651)
- Add module and plugin deprecation mechanism (Issue #4908)
- Improve the error message when trying to build a moduleV2 with an invalid version name (Issue #5054)
- Refactor page view functionality

### Deprecation notes

- Remove support for leaving nullable attribute unassigned, an exception will now be raised. You should make sure optional variables are always assigned a value. This changes the behaviour of ‘is defined’ in Jinja templates. You should now use ‘is not none’ instead (Issue #1888)
- The ‘dashboard’ section is no longer supported for configuration options. The ‘web-ui’ section should now be used instead for configuration options related to web interfaces. (Issue inmanta/inmanta-ui#317)
- The Inmanta dashboard was removed. The URL of the Inmanta dashboard now redirects to the Inmanta web-console which is the successor of the Inmanta dashboard. (Issue #4905)
- V1 modules are deprecated. Support for V1 modules will be removed in one of the next major releases (Issue inmanta/inmanta-core#4941)
- Removed support to use a dictionary in the requires metadata field of a V1 module or an Inmanta project. (Issue inmanta/inmanta-core#4974)
- The `inmanta module update` command and the `-r` option of the `inmanta module list` command were removed. They are replaced by the `inmanta project update` and the `inmanta project freeze` command respectively. (Issue inmanta/inmanta-core#4975)
- Remove support for hyphens in identifiers. An exception will now be raised. (Issue #4976)
- The `available-versions-to-keep` option of the server configuration file is no longer supported. Please use the `AVAILABLE_VERSIONS_TO_KEEP` environment setting instead. (Issue #4980)
- Remove support for default constructors (Issue #4984)
- The `inmanta.server.services.environment.service.register_setting` method, used by the extensions to register environment settings, has been deprecated. The `register_environment_settings` method in the `extension.py` of the extension has to be used instead. (Issue inmanta/irt#1366)

### Bug fixes

- Fix issue where the progress information of the git clone command shows mixed log lines (Issue inmanta/inmanta-core#4919)
- Fix issue with “inmanta module build” command on a v1 module if `inmanta_plugins` dir already exists (Issue #4954)
- Fix bug where the stdout filehandler is not closed after streaming the output from pip into the logger.
- Fix bug where warnings messages were not shown to the user.
- Fix bug where the status endpoint can become non-responsive
- Fix issue where the documentation of the `inmanta module freeze` command incorrectly indicates that it updates the `project.yml` file, while it updates the `module.yml` file.
- Fix an issue about the `str` function of the DatabaseOrder class which made it incompatible with python3.11
- Fix an issue about enum representation which made a test fail for python3.11
- Fixes an issue about optional fields without default value not being populated correctly in DAO
- Fix bug where a ResourceAction fails with an `InvalidStateError` when the agent is shutdown
- Fix bug where the endpoints `compile_details`, `get_compile_reports` and `get_compile_queue` returned incorrect data for the fields `exporter_plugin`, `notify_failed_compile` and `failed_compile_message`.

### 12.11.3 Inmanta-ui: release 4.0.0 (2022-11-30)

#### Deprecation notes

- The ‘web-console’ section is no longer supported for configuration options. The ‘web-ui’ section should now be used instead for configuration options related to web interfaces. (Issue inmanta/inmanta-ui#317)

### 12.11.4 Web-console: release 1.11.3 (2022-11-30)

#### Improvements

- Allow to send filter values from more than one input at once with enter or button click - Resources & Desired State Details view
- An update banner will be displayed if your application happens to be outdated. (Issue #3879)
- Add an indication in the navigation sidebar when there are ongoing compilations. The indication will be added to the “Compile Report” menu-item.
- add buttons for expanding/collapsing all nested attributes to speed up the process of going through services
- The create/edit Instance form now has a better way to allow the user to select multiple Inter Service Relations. (Issue #4100)
- Updating React version to React 18. (Issue #4107)
- The link to the old dashboard has been removed from the sidebar. (Issue #4108)
- Improve the sidebar closing behaviour when on smaller screens. You can now click in the page content to close the container. (Issue #4119)
- Add Hooks that check if user leaves unfinished Add/Edit Instance form and prompt for confirmation (Issue #4125)
- When only one option available in select input, then this one is preselected instead of default placeholder prompt (Issue #4127)
- A button has been added to the Service Catalog overview to execute an update. (Issue #4159)
- move service details from dropdown to separate page (Issue #4160)
- add pagination on the bottom of the table to improve UX (Issue #4246)
- Move delete service button to the Service Catalog overview, in the kebab menu options. (Issue #4326)
- Fix service callbacks issues in display, in readability and form behaviour after adding callback (Issue #4332)
- Fix filter options being displayed under the DIFF comparator on some pages. (Issue #4338)
- Improve alignment of filter options on smaller screens. (Issue #4339)

#### Bug fixes

- Fix missing parameter in query when updating a service configuration. (Issue #4064)
- Fix the error thrown on create new instance. (Issue #4100)
- Make sure the Update button is also shown on an empty Catalog.
- Hotfix for the xml-formatter when the scenario occurs where the string to be formatted is preceded or ends with whitespaces. (Issue #4144)

## 12.12 Release 2022.3 (2022-09-29)

### 12.12.1 General changes

#### Upgrade notes

- Ensure the database is backed up before executing an upgrade.

#### Bug fixes

- Add a signal handler to the endpoint of the Inmanta container to correctly handle the termination of the container

### 12.12.2 Inmanta-core: release 7.1.0 (2022-09-29)

#### New features

- Add option to bytcompile all python source in a v2 module wheel (Issue inmanta/irt#1190)
- Replace Drupal model of quickstart with SR Linux. (Issue #4333)
- Added partial compile feature

#### Improvements

- When the AutostartedAgentManager starts a new agent process, it now uses a dynamic timeout on the time to wait until all agents are active. The AutostartedAgentManager raises a timeout as soon as no new agent has become active in the past five seconds. (Issue inmanta/inmanta-core#4398)
- Improved logging on the agent manager when restarting agents
- Performance improvements for the resource\_did\_dependency\_change endpoint (Issue #4402)
- The put\_partial endpoint and inmanta export --partial now dynamically allocate a new version.
- Add support for extras on Python dependencies (Issue inmanta/inmanta-core#4497)
- Improve logging on module installation. (Issue #4500)
- Reject v1tov2 module conversion when a setup.py is present
- Fix issue where the v1tov2 command removes the requirements.txt file (Issue #4684)
- Fix a bug in the typing of the new influxdb metrics (Issue #4688)
- Don't set PYTHONPATH environment variable on venv activation: fixes editable install compatibility with setuptools<64 (Issue #4713)
- Add argument to compilerservice to allow exporting with the specified exporter plugin
- Added options to compiler service to configure notification behavior (Issue #4803)
- Reduce compiler log level for iterations and cache log lines to debug
- For v1tov2 conversion, split tag from version and put it in tag\_build field
- Improved editable v2 module compatibility with latest setuptools and PEP660 in edge case scenarios.
- Set the startup/shutdown order between the Inmanta server and the database in the docker-compose file

## Upgrade notes

- It's required to update-and-recompile on each Inmanta project on the server after an upgrade (Issue [inmanta/inmanta-core#4718](#))

## Deprecation notes

- The internal `upload_code` endpoint has been removed, deprecated since core release 2018.2 (Issue [inmanta/irt#1190](#))
- The `put_partial` endpoint (previously marked experimental) no longer accepts a version argument.

## Bug fixes

- Fix rare deadlock in the database locking mechanism when tasks are cancelled, mostly affects test environments. (Issue [#4384](#))
- Fix issue that causes an agent restart storm for all agents on an agent process when an agent on that process is paused. (Issue [inmanta/inmanta-core#4398](#))
- make sure that the index present in `PIP_INDEX_URL` or `PIP_EXTRA_INDEX_URL` is not leaked to pip when using `install_from_index` (Issue [inmanta/inmanta-core#4723](#))
- Fix issue where the pip consistency check is too strict (Issue [#4761](#))
- The compiler service now logs the requested time of a recompile using a consistent timezone
- Fixed minor backwards incompatibility of the resource action database schema and `resource_action_update` endpoint
- Fix bugs in the merge logic of a partial compile. 1) Ensure that the version numbers present in the new version of the configuration model are set correctly. 2) Ensure that the resource states and unknowns, that belongs to the partial model, are sent to the server and merged correctly with the old configuration model.

### 12.12.3 Inmanta-ui: release 3.0.2 (2022-09-29)

No changelog entries.

### 12.12.4 inmanta-dashboard: release 3.8.1

This component has had no new releases since the last product version.

### 12.12.5 Web-console: release 1.11.2 (2022-09-29)

#### Improvements

- add delete button for desired state version with test coverage, bump test coverage for sibling components (Issue [#3957](#))
- replace `KeyCloakInstance` as it is deprecated (Issue [#4002](#))

### Upgrade notes

- Improve test coverage for conditionals (Issue #4000)

### Bug fixes

- Scroll into view when new lines are being added to the report while it is compiling. (Issue #3855)
- Fix the overflow disappearing outside the window for the facts table. (Issue #3909)
- Add error handling for uncaught errors. (Issue #3924)
- replace instance uuid with instance identity when possible in action modals(Delete and set State Action)
- bump dependencies versions to resolve vulnerabilities (Issue #4001)
- Fixed issue where web-console would crash when failing to format xml

### Other notes

- The editorconfig file now ensures that the codebase stays LF, the package.json will contain Windows specific commands for linting/prettier. Single quotes for paths are not supported by Windows. (Issue #3909)
- updated the jenkins scripts for tests to be slightly more performant (Issue #3924)

## 12.13 Release 2022.2.1 (2022-08-16)

### 12.13.1 Upgrade notes

- Ensure the database is backed up before executing an upgrade.

### 12.13.2 inmanta-core: release 7.0.0

This component has had no new releases since the last product version.

### 12.13.3 inmanta-ui: release 3.0.1

This component has had no new releases since the last product version.

### 12.13.4 inmanta-dashboard: release 3.8.1

This component has had no new releases since the last product version.

### 12.13.5 Web-console: release 1.11.1 (2022-08-16)

#### Bug fixes

- Fixed error on settings page resulting in blank page
- Fixed behavior of instance creation and update for services with inter-service relations

## 12.14 Release 2022.2 (2022-08-08)

### 12.14.1 Upgrade notes

- Ensure the database is backed up before executing an upgrade.

### 12.14.2 Inmanta-core: release 7.0.0 (2022-08-05)

#### New features

- Change the relation deprecation warning to be more accurate. (Issue #2443)
- Add support for the `elif` keyword to the compiler
- Improved tracking of potential future relation assignments within conditional statements.
- Improved error reporting for invalid namespace access (Issue #2818)
- Expressions are now treated as statements (Issue #3367)
- Add environment setting to set the number of stored versions. (Issue #3505)
- Ensure processes forked by Inmanta commands load the same config folder as their parent process (Issue #3765)
- Add notification service (Issue #3981)
- Create a notification when a git pull fails during compile (Issue #4021)
- Add `'inmanta-cli environment recompile'` command (Issue #4052)
- Added `auto_full_compile` environment option to schedule regular full compiles (Issue #4274)
- Add support to pass type precedence hints to the compiler (Issue #3098)
- Added support to create development builds of V2 modules (Issue inmanta/irt#1184)
- Added documentation for primitive type casts to the language reference

#### Improvements

- Improve batching of code loading in the agent (Issue #4217)
- inmanta module `v1tov2` and inmanta module build will now merge `setup.cfg` and `pyproject.toml` (Issue #4372)
- Add `py.typed` file to packages build using inmanta module build (Issue #4374)
- The compiler cache (`.cfc`) files are now stored in the `.cfcache` directory in the root of the inmanta project instead of in the `cfcache` directory in the inmanta modules. (Issue inmanta/inmanta-core#4407)
- More precise cache invalidation for the compiler cache (Issue #4408)
- Add support to enable/disable strict dependency checking in the compiler and in the module tools using the `-strict-deps-check` and `-no-strict-deps-check` options. (Issue #4516)
- Improve exception messages on version conflicts (Issue #4524)
- Improve documentation of agent configuration
- Make `python -m inmanta` work
- Add database connection metrics to the influxdb reporter

## Upgrade notes

- The default log level of the `inmanta` commandline tool was changed from `ERROR` to `WARNING` (Issue #3911)
- The compiler and the module tools now by default check all dependencies transitively for version conflicts. When a version conflict is found, an error is raised. A fallback to the old behavior is possible by providing the `--no-strict-deps-check` option. (Issue #4516)
- `inmanta project install` and `inmanta project update` now always take into account the `requirements.txt` of the project to provide additional version constraints to pip (Issue #4410)

## Deprecation notes

- Unicode characters are no longer escaped in multi-line strings. (Issue #2582)
- The `available-versions-to-keep` option in the server configuration file is now deprecated in favor of the environment setting (Issue #3505)
- Writing a string over multiple lines is now only supported for strings within triple quotes. This was previously allowed for strings within single quotes due to a bug.
- An exception is now raised when trying to interpolate a string in a dictionary key
- The `auto-recompile-wait` option in the server configuration is now deprecated in favor of the `recompile_backoff` environment setting (Issue #4332)

## Bug fixes

- The logger now correctly reports the endpoints that will be removed from a session
- Fixed an instance of nondeterministic behavior in the compiler
- Fix memory leak caused by lru-cache keeping strong references to cached items
- Optimize resource list query
- Fix installing extras of module dependencies (Issue #3443)
- Fix bug that fails the `CRUDHandler` when a changed attribute is of type set. (Issue #3470)
- Wrap any exception that occurs during resource export so that it is more useful to the end user (Issue #3787)
- Writing a string over multiple lines is now only supported for strings within triple quotes.
- An error message is now shown if a wrong repo path is used
- An exception is now raised when there is a mismatch between the python version of the compiler venv and the python version of the active process (Issue #3829)
- Improve the compiler error message that is given when an index attribute is missing in the constructor call. (Issue #3902)
- Fix bug where the user is suggested to run the `inmanta module update` command when the execution of the same command failed. (Issue #3911)
- Fixed bug that makes the `inmanta deploy` command fail when the database and server sections of the `inmanta` configuration files contain non-default values. (Issue #3927)
- Fix bug that makes every `inmanta` warning end with an empty line. (Issue #3951)
- Improve syntax error reporting when defining an attribute starting with a capital letter.
- Fix handling of `'_'` in `resource_logs` and `get_resource_events` api endpoints (Issue #4043)
- Fix bug where `inmanta project install` and `inmanta project update` always invokes pip, even when all dependencies are already met. (Issue #4055)



- Limit included namespace packages to `inmanta_plugins` for `v1tov2` module conversion. (Issue #4130)
- Enforce `inmanta` package requirements so that modules can't overwrite those. (Issue #4200)
- Make sure that the `inmanta project install` command doesn't protect the `inmanta-dev-dependencies` package (Issue #4249)
- Fix syntax error when calling "is defined" on dictionary lookup
- The `set_setting` endpoint now correctly returns a 400 status code when an invalid value is provided. (Issue #4361)
- Fix bug where the `setup.cfg` file, generated by the `v1tov2` command, contains a dependency to the module itself when the module contains an import for a namespace in its own module. (Issue `inmanta/inmanta-core#4373`)
- Fix bug on value lookup in an unknown dict and on lookup with an unknown key. (Issue #4475)
- Fix failing test case.
- Fix order of stages in compile report details (Issue `inmanta/web-console#3082`)
- Fixed incorrect top level module loading for nested imports when v2 module is present in `venv` but not in explicit requires
- Fix performance impacting race condition in deploy handler method (Issue `inmanta/lsm#433`)
- Fix issue with `get_resources_in_latest_version` call not taking into account versions without resources (Issue `inmanta/inmanta-lsm#739`)
- Fix issue where the deployment of resources takes a long time, due a high rate limiter backoff. (Issue #4084)
- Fixed type cast behavior for `null` and unknown values

### **12.14.3 Inmanta-ui: release 3.0.1 (2022-08-05)**

No changelog entries.

### **12.14.4 inmanta-dashboard: release 3.8.1**

This component has had no new releases since the last product version.

### **12.14.5 Web-console: release 1.11.0 (2022-08-05)**

#### **New features**

- Add support for inter-service relations in the service inventory (Issue #3040)

## **12.15 Release 2022.1.1 (2022-04-19)**

### **12.15.1 Upgrade notes**

- Ensure the database is backed up before executing an upgrade.

## 12.15.2 Inmanta-core: release 6.0.2 (2022-04-19)

### Bug fixes

- Fix bug that crashes the agent when a cross-agent dependency doesn't have any changes (Issue #4116)
- Constrained click dependency to known compatible range because of backwards incompatible minor

## 12.15.3 Inmanta-core: release 6.0.1 (2022-02-11)

### Bug fixes

- Fix bug in incremental deploy where event processing can be delayed (Issue #3789)

## 12.15.4 inmanta-ui: release 3.0.0

This component has had no new releases since the last product version.

## 12.15.5 inmanta-dashboard: release 3.8.1

This component has had no new releases since the last product version.

## 12.15.6 Web-console: release 1.10.0 (2022-04-12)

### New features

- Add the Compliance Check page (Issue #2558)
- Add notification drawer (Issue #3056)
- Add notification center page (Issue #3067)

## 12.15.7 Web-console: release 1.9.1 (2022-02-11)

### New features

- Add Desired State Compare page (Issue #2374)

## 12.16 Release 2022.1 (2022-02-03)

### 12.16.1 General changes

#### New features

- Added the web console as the default front-end, replacing the dashboard (Issue #65)
- Introduced the [v2 module format](#). V2 modules offer better integration with the Python ecosystem with regards to [distribution](#), dependency resolution and plugin loading. For more information on v2 modules, see [how to add a v2 module source](#), [use a v2 module in your project](#), and [install v2 modules](#).
- Added support for Python 3.9
- Added deploy method to handlers for increased flexibility in responding to events (Issue [inmanta/inmanta-core#2940](#))

- Added raw strings (r-strings) to the inmanta language (<https://docs.inmanta.com/community/latest/language.html#literals-values>)
- Added support for Jinja 3 to std module.
- Added terraform module. Allows to use native terraform providers without having to use terraform directly by using the included model generator. (<https://docs.inmanta.com/community/latest/reference/modules/terraform.html>)
- VSCode extension interacts with the Python extension to allow venv selection.
- Extended web console functionality and made it the default front-end.

## Upgrade notes

- Compiling a project no longer installs modules on the fly. Run `inmanta project install` to install modules. For more details see [setting up a project](#).
- The compiler venv (`.env`) is no longer used. The compiler uses the active venv.
- The supported PostgreSQL version is now 13
- The supported Python version is now 3.9
- This release requires RHEL 8
- Jinja templates are required to be compatible with [Jinja 3](#).
- An update of the VSCode extension is required for compatibility with this release.
- Clear your browser cache after upgrading to remove the old redirection rule. If the cache is not cleared the `/` route will keep redirecting to `/dashboard`.
- The compiler and agent venv's with a Python version older than the Python version of the Inmanta server will be moved to an `.rpmsave` directory at installation time. (Issue [inmanta/inmanta-service-orchestrator#234](#))
- Ensure the database is backed up before executing an upgrade.

## Deprecation notes

- `inmanta module install` no longer installs all modules for a project. This has moved to `inmanta project install`.
- The inmanta dashboard is now deprecated in favor of the web console. It will be removed in a future major release.

## 12.16.2 Inmanta-core: release 6.0.0 (2022-02-02)

### New features

- Added `resource_deploy_start` endpoint (Issue [#2928](#))
- Added `resource_deploy_done` endpoint (Issue [#2931](#))
- Added helper method for reliable event processing (Issue [#2941](#))
- Improved south bound integration documentation (Issue [#2954](#))
- Compiler improvement: made `is defined` gradually executable
- Added `resource_list` endpoint (Issue [#3045](#))
- Added `resource_details` endpoint (Issue [#3046](#))
- Added support to build V2 modules into a Python package. (Issue [#3047](#))
- Added `resource_history` endpoint (Issue [#3048](#))

- Added the ability to package V1 modules as V2 modules (Issue #3049)
- Added `inmanta module v1tov2` command. (Issue #3050)
- Added V2 package loader (Issue #3051)
- Updated `inmanta module install` to install v2 modules from source.
- Added the `inmanta module add` command. (Issue #3089)
- Added `resource_logs` endpoint (Issue #3109)
- Added endpoint to list compile reports (Issue #3131)
- Added endpoint to get compile details (Issue #3132)
- `inmanta project update` now updates modules' Python dependencies to the latest compatible version. The same goes for triggering an update and recompile from the dashboard. (Issue #3623)
- Enable the UI extension by default (Issue #3653)
- Added version diff api endpoint (Issue #3659)
- Added raw strings to the inmanta language.
- Restructured module developer guide
- added operational procedures documentation
- added instructions about passwordless sudo to remote agent setup
- Added documentation regarding modules V2. (Issue #3023)
- Port the agent to the new `deploy` handler method. (Issue #2940)
- Added support for PostgreSQL 13 (Issue #2893)

### Upgrade notes

- On newly created environments, the environment setting `purge_on_delete` will be set to false by default instead of true. This overrides any `purge_on_delete` settings on individual resources. You need to explicitly set it to true to enable the old behavior again. (Issue #2958)
- `inmanta compile` no longer installs any modules. Run `inmanta project install` before compiling the first time.
- “The compiler venv has been phased out. The compiler will now use the venv used to execute the `inmanta compile` command.” (Issue #3096)
- Compiler no longer installs modules on the fly, `inmanta project install` needs to be run to install required modules
- Clear your browser cache after upgrading to remove the old redirection rule. If the cache is not cleared the `/` route will keep redirecting to `/dashboard`. (Issue #3497)
- `Project.load()` no longer installs Project dependencies. Pass `install=True` for the old behavior.
- NOTSET is no longer accepted as a log level by the agent's context logger. It was not a valid log level before, but it was accepted by the agent.
- After upgrading the Inmanta server, all virtual environments used by the compiler and the agents have to be removed. Use the following procedure to achieve this:
  - Stop the Inmanta server
  - Remove all `/var/lib/inmanta/server/environments/<environment-id>/ .env` directories
  - Remove all `/var/lib/inmanta/<environment-id>` directories
  - Start the Inmanta server again

## Deprecation notes

- `inmanta module install` no longer installs all modules for a project. This has moved to `inmanta project install`.
- The `inmanta module list -r` command has been deprecated in favor of `inmanta project freeze`
- `inmanta modules update` has been replaced by `inmanta project update`. The old command has been deprecated and will be removed in a future release. (Issue #3623)

## Bug fixes

- Fixed docstring-parser compatibility after non-backwards compatible changes and constrained dependency to semi-safe range.
- Ensure that special characters in the resource action log are not escaped. (Issue `inmanta/inmanta-lsm#699`)
- Fixed agent cache behavior when `cache_none` is provided
- Fix dollar sign escaping issue in installation documentation
- Fix bug where the listeners of the environment clear action are not notified when files of that environment cannot be deleted from the filesystem. (Issue #3637)
- The tests folder is no longer included into the `sdist` package
- Removed NOTSET loglevel from all API's

### 12.16.3 inmanta-ui: release 3.0.0

This component has had no new releases since the last product version.

### 12.16.4 Inmanta-dashboard: release 3.8.1 (2022-01-25)

No changelog entries.

### 12.16.5 Inmanta-dashboard: release 3.8.0 (2021-10-18)

#### New features

- Extend proxy support (Issue #130)

### 12.16.6 web-console: release 1.9.0

This component has had no new releases since the last product version.

## 12.17 Release 2021.2.1 (2021-06-01)

### 12.17.1 Inmanta-core: release 5.1.1 (2021-06-01)

#### Bug fixes

- Add upperbound to docstring-parser dependency so that pip install does not fail

## 12.17.2 Inmanta-dashboard: release 3.7.0 (2021-06-01)

No changelog entries.

## 12.18 Release 2021.2 (2021-05-05)

### 12.18.1 Inmanta-core: release 5.1.0 (2021-05-05)

#### New features

- Mark the stable API using a decorator (Issue #2414)
- More strictly validate the schema of the project.yml and module.yml file (Issue #2723)
- Updated db schema update mechanism to track all installed versions (Issue #2724)
- Add partial support for collection type parameters for GET methods (Issue #2775)
- Add changelog section to the documentation (Issue inmanta/irt#417)
- Added developer getting started guide
- Added experimental caching support to the compiler
- Improved Inmanta install guide for Debian
- Extended stable API documentation (Issue inmanta/inmanta-lsm#408)
- Added built-in performance micro-benchmark, to help diagnose performance issues
- Added ability to do `pip install inmanta-core[pytest-inmanta-extension]`

#### Deprecation notes

- Deprecated yaml dictionary syntax for module requires

#### Bug fixes

- Correctly describe in the documentation how version constraints can be set on module dependencies in the module.yml file (Issue #2723)
- Ensure that an error at agent startup time is properly logged. (Issue #2777)
- Fixed compiler issue on rescheduling of plugins breaking the cycle breaking (Issue #2787)
- Fixed compiler issue on cycle breaking (Issue #2811)
- Fixed typos in language.rst file
- Changed python versions in install doc

## Other notes

- To enable caching on the compiler, either set the config value `compiler.cache` in the `.inmanta` file or pass the option `--experimental-cache` to `inmanta compile`

## 12.18.2 Inmanta-dashboard: release 3.7.0 (2021-05-05)

No changelog entries.

## 12.19 Release 2021.1 (2021-02-25)

### 12.19.1 inmanta-core: 5.0.0 (2021-02-25)

#### Bug fixes

- Fix broken order by (#2638)
- Report the Inmanta OSS product version correctly (#2622)
- Set `PYTHONPATH` so that all subprocesses also see packages in parent venv (#2650, #2747)
- Create virtual environments without pip and use the pip of the parent venv
- Correctly set `[:n]` as syntactic sugar for `[0:n]` instead of leaving lower unbound (#2689)

#### New features

- Add installation procedure for el8 to installation documentation

## 12.20 Release 2020.6 (2020-12-23)

### 12.20.1 inmanta-core: 4.0.0 (2020-12-23)

#### New features

- Add support to use a custom venv path in the Project class (#2466)
- Added more specific location information for attributes (#2481)
- Added plugin call anchors to support ctrl-clicking a plugin call (#1954)
- Added `rpdb` signal handler (#2170)
- Added pagination support on api calls for agent and agentproc (#2500)
- Added support to build RPMs for a python version different from Python3.6 (#1857)
- Added support for assigning `null` to relations with lower arity 0 (#2459)
- Added documentation on the core dashboard (inmanta/dashboard#63)
- Decouple the compiler version from the OSS product version (#2573)
- Show versions of all installed components when running `inmanta --version` (#2574)

### Bug fixes

- Fix broken links in the documentation (#2495)
- Fixed bug in serialization of Resource with Unknowns in collections (#2603)
- Fixed documentation of `install_mode`
- Ensure all running compilations are stopped when the server is stopped (#2508)
- Cleanup old entries in the `agentprocess` and `agentinstance` database tables (#2499)
- Ensure the compiler service takes into account the environment variables set on the system (#2413)
- Fix `--server_address` option on `inmanta export` (#2514)
- Handle failure in an event handler consistently for local and non-local agents (#2509)
- Fix for cross agent dependencies responding to unavailable resources (#2501)
- Handle JSON serialization errors in handler log messages (#1875)
- Fixed too restrictive typing (and coercing) of `AttributeStateChange` (#2540)
- Export command should raise exception on failure (#2487)

### Upgrade notes

- Ensure the database is backed up before executing an upgrade.

### Other notes

- The `inmanta` core package is renamed from `inmanta` to `inmanta-core` to allow for true semantic versioning starting at `4.0.0`. A new `inmanta` package is provided that includes `inmanta-core` and continues the `<year>.<minor>[.<patch>]` version schema.

## 12.21 Release 2020.5 (2020-10-27)

### 12.21.1 New features

- Added support for environment markers as described in PEP 508 to module requirements parsing (#2359)
- Added design guide to the documentation
- Improved error message when plugin loading fails to include original exception and location (#2385)
- Improved duplicate attributes error message (#2386)

### 12.21.2 Bug fixes

- Fixed import loop when using `inmanta.execute.proxy` as entry point (#2341)
- Fixed import loop when using `inmanta.resources` as entry point (#2342)
- Clearing an environment with merged compile requests no longer fails (#2350)
- Fixed compiler bug (#2378)
- Fix “`compile_data_json_file`” referenced before assignment (#2361)
- Fix `server-autorecompile-wait` config option (#2262)
- Specify the supported values of the ‘`format`’ parameter of the OpenAPI endpoint explicitly (#2369)



- Fix version cli argument conflict (#2358)
- Don't remove resource independent parameters on version deletion (#2370)
- Enhance installation documentation (#2241, #2356, #2357)
- Ensure that a protected environment can't be decommissioned (#2376)
- Don't load all code on agent start (#2343)
- Allow empty body in else branch for if-else statement (#2375)
- Fixed export failure with null in dict (#2437)
- Fixed small documentation issues
- Only store single agent instance in database for each distinct instance to prevent database overflow when agent rapidly and repeatedly dis- and reconnects (#2394)

## 12.22 Release 2020.4 (2020-09-08)

### 12.22.1 New features

- Added merging of similar compile requests to the compile queue (#2137)
- Export all handler's / resource's module's plugin source files so helper functions can be used from sibling modules (#2162, #2312)
- Added documentation on how a string is matched against a regex defined in a regex-based typedef (#2214)
- Added API to query ResourceActions
- Added support to query the resource action log of a resource via the CLI (#2253)
- Added conditional expression to the language with syntax condition ? x: y (#1987)
- Add support for inmanta-cli click plugins
- Added link to the PDF version of the documentation
- Added environment setting for agent\_trigger\_method (#2025)
- Expose compile data as exported by `inmanta compile --export-compile-data` via API (inmanta/inmanta-telco#54, #2317)
- Added `typedmethod` decorator `strict_typing` parameter to allow Any types for those few cases where it's required (#2301)
- Added API method for halting all environment operations (#2228)

### 12.22.2 Upgrade notes

- Ensure the database is backed up before executing an upgrade.
- Option `inmanta compile --json` is renamed to `inmanta compile --export-compile-data`
- `DynamicProxy.__getattr__` now raises an `AttributeError` instead of a plain `NotFoundException` when an attribute can not be found, for compatibility with Python's builtin `hasattr`. This change is backwards compatible, though it is recommended to except on `AttributeError` over `NotFoundException`. (#2991)

### 12.22.3 Bug fixes

- Restore support to pass mocking information to the compiler
- Disallow parameters mapped to a header to be passed via the body instead (#2151)
- Handle skipped and unavailable as failures when calculating increments (#2184)
- Constrain agent name to string values (#2172)
- Fix for allowing comments in the requirements.txt file of modules (#2206)
- Allow equality checks between types to support optional value overrides (#2243)
- Don't add path params as query params to the url in the client (#2246)
- Allow Optional as return type for typedmethods (#2277)
- Made Dict- and SequenceProxy serializable to allow exporter to wrap dict and list attributes in other data structures (#2121)
- Improved reporting of PluginException (#2304)

## 12.23 Release 2020.3 (2020-07-02)

### 12.23.1 New features

- Added cleanup mechanism of old compile reports (#2054)
- Added `compiler.json` option and `--json` compile flag to export structured compile data such as occurred errors (#1206)
- Added troubleshooting documentation (#1211)
- Documentation on compiler API and JSON (#2060)
- Documentation on valid client types (#2015)
- Improved documentation on handler development (#1278)
- Added further documentation to `inmanta-cli` command (#2057)
- Documentation of config option types (#2072)
- Added method names as Operation Id to OpenApi definition (#2053)
- Added documentation of exceptions to the platform developers guide (#1210)
- Extended documentation of autostarted agent settings (#2040)
- Typing Improvements
- Redirect stdout and stderr to `/var/log/inmanta/agent.{out,err}` for agent service (#2091)
- Added resource name to log lines in agent log.
- Better reporting of json decoding errors on requests (#2107)
- Faster recovery of agent sessions
- Add compiler entrypoint to get types and scopes (#2114)
- Add support to push facts via the handler context (#593)

### 12.23.2 Upgrade notes

- Ensure the database is backed up before executing an upgrade.
- Updated `Attribute.get_type()` to return the full type instead of just the base type (inmanta/inmanta-sphinx#29)
- Overriding parent attribute type with the same base type but different modifiers (e.g. `override number` with `number []`) is no longer allowed. This was previously possible due to bug (#2132)

### 12.23.3 Bug fixes

- Various small issues (#2134)
- Fixed issue of autostarted agents not being restarted on environment setting change (#2049)
- Log primary for agent correctly in the database when pausing/unpausing agents (#2079)
- Cancel scheduled deploy operations of an agent when that agent is paused (#2077)
- Fix agent-names config type (#2071)
- Ensure the internal agent is always present in the `autostart_agent_map` of auto-started agents (#2101)
- Cancel scheduled `ResourceActions` when `AgentInstance` is stopped (#2106)
- Decoding of REST return value for content type `html` with `utf-8` charset (#2074)
- Empty list option in config no longer interpreted as list of empty string (#2097)
- Correct closing of `agentcache`
- Agent cross environment communication bug (#2163)
- Fixed an issue where an argument missing from a request would result in a `http-500` error instead of `400` (#2152)
- Ensure agent is in proper state after URI change (#2138)
- Removed warning about collecting requirements for project that has not been loaded completely on initial compile (#2125)

## 12.24 v 2020.2 (2020-04-24) Changes in this release:

### 12.24.1 Breaking changes

- Non-boolean arguments to boolean operators are no longer allowed, this was previously possible due to bug (#1808)
- Server will no longer start if the database schema is for a newer version (#1878)
- The environment setting `autostart_agent_map` should always contain an entry for the agent “internal” (#1839)

### 12.24.2 Deprecated

- Leaving a nullable attribute unassigned now produces a deprecation warning. Explicitly assign `null` instead. (#1775)
- Default constructors (`typedef MyType as SomeEntityType(some_field = “some_value”)`). Use inheritance instead. (#402)
- Old relation syntax (`A aa [0:] – [0:] B bb`) (#2000)

### 12.24.3 Fixed

- Various compiler error reporting improvements (#1810, #1920)
- Fixed cache leak in agent when deployments are canceled (#1883)
- Improved robustness of modules update (#1885)
- Removed environmental variables from agent report (#1891)
- Use asyncio subprocess instead of tornado subprocess (#1792)
- Added warning for incorrect database migration script names (#1912)
- Agent manager remains consistent when the database connection is lost (#1893)
- Ensure correct version is used in api docs (#1994)
- Fixed double assignment error resulting from combining constructor kwargs with default values (#2003)
- Fixed recursive unwrapping of dict return values from plugins (#2004)
- Resource action update is now performed in a single transaction, eliminating the possibility of inconsistent state (#1944)
- `Type.type_string` is now defined as returning the representation of the type in the inmanta DSL (`inmanta/lsm#75`)

### 12.24.4 Added

- Experimental data trace, root cause and graphic data flow visualization applications (#1820, #1831, #1821, #1822)
- Warning when shadowing variable (#1366, #1918)
- Added support for compiler warnings (#1779, #1905, #1906)
- Added support for DISABLED flag for database migration scripts (#1913)
- Added v5 database migration script (#1914)
- Added support for declaring `implement` using parents together with normal `implement` declaration list (#1971)
- Resource Action Log now includes timestamps (#1496)
- Added support to pause an agent (#1128)
- Added `-no-tag` option to module tool (#1939)
- Added base exception for plugins and corresponding documentation (#1205)
- Added tags to `openapi` definition (#1751)
- Added support to pause an agent (#1128, #1982)
- Plugins are now imported in the `inmanta_plugins` package to allow importing submodules (#507)
- Added event listener to Environment Service (#1996)
- Autostarted agents can load a new value for the `autostart_agent_map` setting without agent restart (#1839)
- Added protected environment option (#1997)
- Added warning when trying to override a built-in type with a typedef (#81)
- Added `inmanta-cli` documentation to the docs (#1992)

## 12.25 v 2020.1 (2020-02-19) Changes in this release:

### 12.25.1 Fixed

- Added support for conditions as expressions and vice versa (#1815)

### 12.25.2 Breaking changes

- Entity instances are no longer allowed in list and dict attributes, this was previously possible due to bug (#1435)

### 12.25.3 Fixed

- Fixed incorrect parsing of booleans as conditions (#1804)
- Added support for nullable types in plugins (#674)
- Inmanta type module cleanup and type coverage
- Various compiler error reporting improvements (#1584, #1341, #1600, #1292, #1652, #1221, #1707, #1480, #1767, #1766, #1762, #1575)
- CRUDHandler bugfix, ensure update is not called on purged resources
- Changes in default values: `AUTO_DEPLOY`, `PUSH_ON_AUTO_DEPLOY` are enabled by default, `AGENT_TRIGGER_METHOD_ON_AUTO_DEPLOY` is set to incremental deployment
- Fixed deadlock triggered by `std::AgenConfigHandler` (#1662)
- Removed the `resourceversionid` table from the database (#1627)
- Remote machines not being available or not having a python interpreter now results in a clearer error.
- Parse comments and urls correctly from the `requirements.txt` file of an Inmanta module (#1764)

### 12.25.4 Added

- Added support for dict lookup in conditions (#1573)
- Added support for type casts for primitive types (#1798)
- Added support for multiline string interpolations (#1568)
- Added `int` type to the language (#1568)
- Add `get_environment_id` to exporter (#1683)
- Added `inmanta-cli` environment save command (#1666)
- Added finalizer support to `@cache` annotation
- Added support to parse the docstring of an entity
- Added support for `**dict` as kwargs for constructor calls and index lookups (#620, #1702)
- Added support for kwargs in plugin calls, as named arguments as well as using `**dict` (#1143)

## 12.25.5 Removed

- Removed the inmanta module validate command. Use pytest-inmanta fixtures to test your modules instead.
- Removed Forms functionality (#1667)

## 12.26 v 2019.5 (2019-12-05) Changes in this release:

### 12.26.1 Fixed

- Compiler bugfix, ensure done nodes are correctly removed from zerowaiters
- Fixed memory leak in database layer
- Fixed lexing of strings ending in an escaped backslash (#1601)
- Fixed bug where module freeze results in empty module.yml (#1598)
- Fixed inconsistent behavior of `export` and `export -j` (#1595)

#### IMPORTANT CHANGES:

- Added environment variables for config, env variables overwrite all other forms of config (#1507)

#### v 2019.4 (2019-10-30) Changes in this release:

- Various bugfixes (#1367,#1398,#736, #1454)
- Added if statement (#1325)
- Added CORS Access-Control-Allow-Origin header configuration (#1306)
- Added `--version` option (#1291)
- Added retry to moduletool update, to allow updating of corrupt projects (#177)
- RPM-based installations on Fedora are not supported anymore
- Added option to configure asyncpg pool (#1304)
- Split out the main service into many smaller services (#1388)
- Use python3 from the core OS in Dockerfile
- Introduce v2 protocol and implement project and environment api in v2 (#1412)
- Improve agent documentation (#1389)
- Improve language reference documentation (#1419)
- Change `autostart_agent_deploy_splay_time` from 600 to 10 (#1447)
- Introduce the `bind-address` and `bind-port` config option (#1442)
- Switch to sequential version numbers instead of timestamps (#1011)
- Fixed memory leak in TaskHandler
- Don't install packages inherited from the parent virtualenv
- Added logging to CRUD methods of handler and a diff method with context
- HTTP errors are logged at DEBUG level only (#1282)
- Verify hashes when serving a file (#532)
- Mark resource as failed when code loading fails (#1520)
- Print extra env variables in init log and only store those in database (#1482)
- Add feature manager for enabling and disabling orchestrator features (#1530)

- Add `get_environment_id` to plugin context (#1331)
- Log server bind address and bind port on startup (#1475)
- Fix warning about transport config (#1203)
- Add setting to environment to disable purge on delete (#1546)

**IMPORTANT CHANGES:**

- Older compiler versions are no longer supported with this server
- The Inmanta server now listens on 127.0.0.1:8888 by default, while this was 0.0.0.0:8888 in previous versions. This behavior is configurable with the `bind-address` config option.

**DEPRECATIONS:**

- The `server_rest_transport.port` config option is deprecated in favor of the `server.bind-port` option.

**v 2019.3 (2019-09-05) Changes in this release:**

- Various bugfixes (#1148, #1157, #1163, #1167, #1188)
- Abort server startup if the database can not be reached (#1153)
- Use native coroutines everywhere (async def)
- Updated dockerfile and docker-compose to use postgres and centos
- Added extensions mechanism (#565, #1185)
- Add `/serverstatus` api call to get version info, loaded slices and extensions (#1184)
- Support to set environment variables on the Inmanta server and its agents
- Split of server recompile into separate server slice (#1183)
- Add API to inspect compiler service queue (#1252)
- Define explicit path in protocol methods
- Added support for schema management for multiple slices in the same database (#1207)
- Marked pypi package as typed
- Create `pytest-inmanta-extensions` package for extensions testing
- Added support for `/etc/inmanta/inmanta.d` style configuration files (#183)
- Increased the iteration limit to 10000. This value is controlled with `INMANTA_MAX_ITERATIONS` environment variable.
- Added support for custom resource deserialization by adding the 'populate' method
- Improve compiler scaling by using more efficient data structures
- Added the `-export-plugin` option to the `export` command (#1277)
- Only one of `set_created`, `set_updated` or `set_purged` may be called now from a handler
- Remove facts when the resource is no longer present in any version (#1027)
- Successful exports without resources or unknowns will now be exported
- Export plugins will not run when the compile has failed
- Documentation updates and improvements (#1209)

**DEPRECATIONS:**

- The files `/etc/inmanta/agent.cfg` and `/etc/inmanta/server.cfg` are not used anymore. More information about the available configuration files can be found in the documentation pages under **Administrator Documentation** -> **Configuration files**.

**v 2019.2 (2019-04-30) Changes in this release:**

- Various bugfixes (#1046, #968, #1045)
- Migration from mongodb to postgres (#1023, #1024, #1025, #1030)
- Added metering using pyformance
- Added influxdb reporter for protocol endpoint metrics
- Remove the configuration option agent-run-at-start (#1055)
- Add project id and environment id as optional parameters to API call (#1001)
- Fixed an issue which cleared the environment on remote python 2 interpreters
- Improve deploy command resilience and added option to work with dashboard
- Added API endpoint to trigger agents deploy (#1052)
- Documentation updates and improvements (#905)

v 2019.1 (2019-03-06) Changes in this release:

- Various bugfixes and performance enhancements (#873, #772, #958, #959, #955)
- Dependency updates
- Introduce incremental deploy (#791, #794, #793, #792, #932, #795)
- Introduce deploying resource state (#931)
- Introduce request\_timeout option for transport settings
- Add support to run the compiler on windows
- Add exception explainer to compiler for 'modified after freeze' (#876)
- Improve log format, added replace file name with logger name
- Split out logs, stdout and stderr in autostarted agents (#824, #234)
- Add logging of resource actions on the server and purging of resource actions in the database (#533)
- Improve agent logging
- Replace virtualenv by python standard venv (#783)
- Update to Tornado 5, moving from tornado ioloop to the standard python async framework (#765)
- Use urllib client for fetching jwks public keys
- Remove all io\_loop references and only use current ioloop (#847)
- Remove environment directory from server when environment is removed (#838)
- Catch various silent test failures
- Extend mypy type annotations
- Port unit tests to pytest-asyncio and fix deprecation warnings (#743)
- Raise exception on bad export to make inmanta export fail with exit status > 0
- Refactor protocol
- Improve lazy execution for attributes
- Update autogenerated config file for agents with correct server hostname (#892)

DEPRECATIONS:

- Minimal python version is now python 3.6
- Removal of snapshot and restore functionality from the server (#789)
- Removed the non-version api (#526)



- The config option `agent-interval`, `agent-splay`, `autostart_agent_interval` and `autostart_splay` are deprecated in favour of `agent-deploy-interval`, `agent-deploy-splay-time`, `autostart_agent_deploy_interval` and `autostart_agent_deploy_splay_time` respectively. The deprecated options will be removed in release 2019.2

v 2018.3 (2018-12-07) Changes in this release:

- Various bugfixes and performance enhancements
- Dependency updates
- Added improved error reporting to CLI (#814)
- Fixed missing re-raise on pip install (#810)
- Add pytest plugins (#786)
- Extra test cases for the data module + two bugfixes (#805)
- Fix deprecation warnings (#785)
- Reorganized test case in more modules to reduce the number of merge conflicts (#764)
- Prevent `purge_on_delete` due to failed compile (#780)
- Add mypy to tox and improve typing annotations (no enforcement yet) (#763)
- Removed incorrect uninitialized of subprocess signal handler (#778, #777)
- Fix modules do command (#760)
- Changed `process_events` so that it is called even when processing a skip. (#761)
- Track all locations where an instance has been created. (fixes #747)
- Add start to the index for the `get_log` query (#758)
- Improved reporting of nested exceptions (#746)
- Added compiler check on index attributes so an index on a nullable attribute now raises a compiler error. (#745)
- Added support for lazy attribute execution in constructors (#729)
- Big update to module and project version freeze. See documentation for more details (#106)
- Added argument to `@plugin` to allow unknown objects as arguments (#754)
- Fix for deploy of undefined resource (#627)
- Improved handling of dryrun failures (#631)
- Correctly store and report empty facts (#731)
- Allow get facts from undeployed or undefined resources (#726)
- Minor changes for ide alpha release (#607)
- Added uniqueness check to indices (#715)
- Bugfixes in handling of optional attributes (#724)
- Transport cleanup (added bootloader, split off session management) (#564)
- Reserved keywords in resources (#645)
- Fix a bug in option definition
- Use own mongobox implementation that works with mongo  $\geq 4$
- Fixed reporting on undefined list attributes (#657)
- Improved list freeze for gradual execution (#643)
- Fixed bug in bounds check (#671)
- Improved error reporting on bad assignment (#670)

- Improved error reporting on missing type (#672)
- Added in operator for dicts (#673)

v 2018.2 (2018-07-30) Changes in this release:

- Various bugfixes and performance enhancements
- Dependency updates
- The internal storage format for code is optimized. This introduces API and schema changes. This release supports both storage versions. The old version will be removed in the next release.
- Support formatter in repo url
- Make export of complete model configurable
- Use id of loopvar instead of hash to support iteration over list returned by plugins
- Fix error in default args for list attribute (#633)
- Add multi level map lookup (#622 and #632)
- Improved deploy, make deploy sync
- Added improved error message for lower bound violations on relations (#610)
- Fixes for empty optionals (#609)
- Added improved logging to context handler (#602)
- Added fix for string representation (#552)
- Added support for single quotes (#589)
- Fix in operator in typedefs (#596)
- Fixed line numbers on MLS (#601)
- Added += operator for assignment to lists (#587)
- Add a synchronous protocol client
- Fix error message for wrong type in ctor
- Improve index error reporting
- Fix validate on modules with no committed version
- Set purged=false on clone in CRUDHandler (#582)
- Add gzip encoding support to protocol (#576)
- added anchormap functions to compiler
- Improved error reporting on for loops (#553)

v 2018.1 (2018-02-09) Changes in this release:

- Various bugfixes and performance enhancements
- Dependency updates
- Ubuntu 14.04 mongo (2.4) is no longer supported. Version 2.6 or higher is required.
- The inmanta API endpoint is now versioned and available under /api/v1. The old API methods still work, but are deprecated and will be removed in the next release.
- Added support for escapes in regex (#540)
- Added per env config for agent\_interval (#542): This adds an per environment setting that controls the agent interval for the agents started by the server.
- Removed implicit string to number conversion (#539)
- Fix dockerfile (#538)

- Fixed execnet resource leak (#534)
- Solution for resource leak issue in agent (#518): Numerous stability fixes for the agent related to resource leaks and races
- Remove compile reports on env clean
- Refactor report API: The report list no longer contains the output of the processes. This reduces the size of the response.
- Fix recompile triggered from a form change
- Add missing mongo indexes to improve performance
- Remove catchlog from tox run
- Create a post method for notify: only the post method allows to pass metadata
- Fix trigger metadata (#520): Add compile metadata to each version. Fixes #519 and add delete with resource\_id for parameters
- Add representation for null value

v 2017.4 (2017-11-27) Changes in this release:

- Various bugfixes and performance enhancements
- Dependency updates
- added keyword parents, and implemented implementation inheritance (#504)
- set\_param recompile parameter
- Raise an exception when duplicate resources are exported (#513)
- Added fix for index issue (#512)
- Allow to configure server compile per environment
- Add remove parameter API call
- Attributes and lists now accept trailing comma (#502)
- Added check for attribute redefinition within one entity (#503)
- Parse bool values in the rest api
- Fix bug in dryrun reporting with auth enabled

v 2017.3 (2017-10-27) Changes in this release:

- Various bugfixes and performance enhancements
- Dependency updates
- Add relation annotations to the relation attribute and resolve it for exporters to use
- Documentation improvements
- Add an undefined resource state to the server (#489) Previously all unknown handling was done in the server. This resulted in strange reporting as the number of managed resource could go up and down. Now, an additional resource state “undefined” is introduced. This state is handled similar to skipped during deploys. Undefined resources are undeployable.
- Undeployable resources are now already marked as finished at the moment a version is released or a dryrun is requested. Resources that depend on resources in an undeployable state will be skipped on the server as well.
- Sort index attributes: This patch ensure that std::File(host, path) and std::File(path, host) are the same indexes.
- Improved modules list output: rename columns and added a column to indicate matching rows
- Improve attribute check. fixes (#487)

- Fix index issues related with inheritance (#488)
- When a resource is purged, its facts will be removed. (#3)
- Add location to type not found exception in relation (#475. #294)
- Add JWT authz and limitation to env and client type (#473)
- Added fix for function execution in constraints (#470)
- Each agent instance now has its own threadpool to execute handlers. (#461)
- Allow agent instances to operate independently (#483)
- Improved error reporting on parser errors (#468, #466)
- Fixed selection of lazy arguments (#465)

v 2017.2 (2017-08-28) Changes in this release:

- Various bugfixes and performance enhancements
- Dependency updates
- Preserve env variables when using sudo in the agent
- Prune all versions instead of only the ones that have not been released.
- Use python 2.6 compatible syntax for the remote io in the agent
- Gradual execution for for-loops and constructors
- Stop agents and expire session on clear environment
- Improve purge\_on\_delete semantics
- New autostart mechanism (#437)
- Add settings mechanism to environment. More settings will become environment specific in later releases.
- Do not create index in background to prevent race conditions
- Add support for exception to the json serializer
- Invert requires for purged resources (purge\_on\_delete)
- Add autodeploy\_splay option
- Remove ruaml yaml dependency (#292)
- Handle modified\_count is None for mongodb < 2.6
- Add python3.6 support
- Add nullable types
- Various documentation updates
- Added monitor command to inmanta-cli (#418)
- Generate inmanta endpoint with setuptools
- Update quickstart to use centos
- Improve event mechanism (#416)
- Added auto newline at end of file (#413)
- Improved type annotations for plugins and improved object unwrapping (#412)
- Inline index lookup syntax (#411)
- Added cycle detection (#401)
- Fixed handling of newlines in MLS lexer mode (#392)
- Added docstring to relations, typedef, implementation and implement (#386)

- Fix agent-map propagation from deploy
- v 2017.1 (2017-03-29) New release with many improvements and bug fixes. Most notable features include:
- Port CLI tool to click and improve it. This removes cliff and other openstack deps from core
  - Complete rewrite of the database layer removing the dependency on motorengine and improve scalability.
  - Cleanup of many API calls and made them more consistent
  - Improved handler protocol and logging to the server.
- v 2016.6 (2017-01-08) Mainly a bugfix and stabilisation release. No new features.
- v 2016.5 (2016-11-28) New release with upgraded server-agent protocol
- Upgraded server agent protocol
  - New relation syntax
- v 2016.4 (2016-09-05) New relase of the core platform
- Various compiler improvements
  - Add list types
  - Cleanup of is defined syntax in the DSL and templates
  - Many additional test cases
  - Various bugfixes
- v 2016.3 (2016-08-18) New release. Way to late due to kids and vacation.
- Added SSL support
  - Added auth to server
  - Add JIT loading of modules
  - Various bug fixes
- v 2016.2.3 (2016-05-30)
- Fix memory leak in server
- v 2016.2.2 (2016-05-25)
- Remove urllib3 dependency to ease packaging on el7
- v 2016.2.1 (2016-05-04)
- Various bugfixes related to new ODM and async IO
- v 2016.2 (2016-05-02)
- First bi-monthly release of Inmanta
  - New compiler that speeds up compilation an order of magnitude
  - All RPC is now async on the tornado IOLoop
  - New async ODM for MongoDB
  - Increased test coverage



---

CHAPTER  
**THIRTEEN**

---

**PDF VERSION**

Download: [inmanta.pdf](#)





## PYTHON MODULE INDEX

### i

`inmanta.model`, 115

`inmanta.protocol.methods`, 241

`inmanta.protocol.methods_v2`, 252



## Symbols

- `_abc_impl` (*inmanta.agent.handler.ResourceHandler* attribute), 221
- `_diff()` (*inmanta.agent.handler.ResourceHandler* method), 221
- `--action`
  - `inmanta-cli-action-log-list` command line option, 179
- `--action-id`
  - `inmanta-cli-action-log-show-messages` command line option, 180
- `--agent`
  - `inmanta-cli-agent-pause` command line option, 180
  - `inmanta-cli-agent-unpause` command line option, 181
  - `inmanta-cli-token-create` command line option, 188
- `--all`
  - `inmanta-cli-agent-pause` command line option, 180
  - `inmanta-cli-agent-unpause` command line option, 181
- `--api`
  - `inmanta-cli-token-create` command line option, 188
- `--branch`
  - `inmanta-cli-environment-create` command line option, 181
  - `inmanta-cli-environment-modify` command line option, 182
- `--compiler`
  - `inmanta-cli-token-create` command line option, 188
- `--environment`
  - `inmanta-cli-action-log-list` command line option, 179
  - `inmanta-cli-action-log-show-messages` command line option, 180
  - `inmanta-cli-agent-list` command line option, 180
  - `inmanta-cli-agent-pause` command line option, 180
  - `inmanta-cli-agent-unpause` command line option, 181
  - `inmanta-cli-environment-setting-delete` command line option, 184
  - `inmanta-cli-environment-setting-get` command line option, 184
  - `inmanta-cli-environment-setting-list` command line option, 184
  - `inmanta-cli-environment-setting-set` command line option, 184
  - `inmanta-cli-monitor` command line option, 185
  - `inmanta-cli-param-get` command line option, 186
  - `inmanta-cli-param-list` command line option, 186
  - `inmanta-cli-param-set` command line option, 186
  - `inmanta-cli-token-create` command line option, 188
  - `inmanta-cli-version-list` command line option, 189
  - `inmanta-cli-version-release` command line option, 189
  - `inmanta-cli-version-report` command line option, 190
- `--format`
  - `inmanta-cli-environment-show` command line option, 185
- `--full`
  - `inmanta-cli-version-release` command line option, 189
- `--host`
  - `inmanta-cli` command line option, 179
- `--key`
  - `inmanta-cli-environment-setting-delete` command line option, 184
  - `inmanta-cli-environment-setting-get` command line option, 184
  - `inmanta-cli-environment-setting-set` command line option, 184
- `--name`
  - `inmanta-cli-environment-create` command line option, 181
  - `inmanta-cli-environment-modify` command line option, 182
  - `inmanta-cli-param-get` command line option, 186
  - `inmanta-cli-param-set` command line

```

    option, 186
    inmanta-cli-project-create command
      line option, 187
    inmanta-cli-project-modify command
      line option, 187
--port
  inmanta-cli command line option, 179
--project
  inmanta-cli-environment-create command
    line option, 181
--push
  inmanta-cli-version-release command
    line option, 189
--repo-url
  inmanta-cli-environment-create command
    line option, 181
  inmanta-cli-environment-modify command
    line option, 182
--resource
  inmanta-cli-param-get command line
    option, 186
--rvid
  inmanta-cli-action-log-list command
    line option, 179
  inmanta-cli-action-log-show-messages
    command line option, 180
--save
  inmanta-cli-environment-create command
    line option, 181
--update
  inmanta-cli-environment-recompile
    command line option, 183
--value
  inmanta-cli-environment-setting-set
    command line option, 184
  inmanta-cli-param-set command line
    option, 186
--version
  inmanta-cli-version-report command
    line option, 190
-b
  inmanta-cli-environment-create command
    line option, 181
  inmanta-cli-environment-modify command
    line option, 182
-e
  inmanta-cli-action-log-list command
    line option, 179
  inmanta-cli-action-log-show-messages
    command line option, 180
  inmanta-cli-agent-list command line
    option, 180
  inmanta-cli-agent-pause command line
    option, 180
  inmanta-cli-agent-unpause command line
    option, 181
  inmanta-cli-environment-setting-delete
    command line option, 184
  inmanta-cli-environment-setting-get
    command line option, 184
  inmanta-cli-environment-setting-list
    command line option, 184
  inmanta-cli-environment-setting-set
    command line option, 184
  inmanta-cli-monitor command line
    option, 185
  inmanta-cli-param-get command line
    option, 186
  inmanta-cli-param-list command line
    option, 186
  inmanta-cli-param-set command line
    option, 186
  inmanta-cli-token-create command line
    option, 188
  inmanta-cli-version-list command line
    option, 189
  inmanta-cli-version-release command
    line option, 189
  inmanta-cli-version-report command
    line option, 190
-i
  inmanta-cli-version-report command
    line option, 190
-k
  inmanta-cli-environment-setting-delete
    command line option, 184
  inmanta-cli-environment-setting-get
    command line option, 184
  inmanta-cli-environment-setting-set
    command line option, 184
-l
  inmanta-cli-version-report command
    line option, 190
-n
  inmanta-cli-environment-create command
    line option, 181
  inmanta-cli-environment-modify command
    line option, 182
  inmanta-cli-project-create command
    line option, 187
  inmanta-cli-project-modify command
    line option, 187
-o
  inmanta-cli-environment-setting-set
    command line option, 184
-p
  inmanta-cli-environment-create command
    line option, 181
  inmanta-cli-version-release command
    line option, 189
-r
  inmanta-cli-environment-create command
    line option, 181
  inmanta-cli-environment-modify command
    line option, 182
-s

```

inmanta-cli-environment-create command line option, 181

-u inmanta-cli-environment-recompile command line option, 183

## A

add\_change() (*inmanta.agent.handler.HandlerContext* method), 220

add\_changes() (*inmanta.agent.handler.HandlerContext* method), 220

add\_function() (*inmanta.plugins.PluginMeta* class method), 218

add\_user() (*in module inmanta.protocol.methods\_v2*), 252

agent, 161

agent\_action() (*in module inmanta.protocol.methods\_v2*), 252

all\_agents\_action() (*in module inmanta.protocol.methods\_v2*), 253

ApplicationContext (*class in inmanta.server.extensions*), 273

apt.AptPackage (*built-in class*), 277

apt::Repository, 276

apt::Repository.base\_url, 276

apt::Repository.host, 276

apt::Repository.name, 276

apt::Repository.release, 276

apt::Repository.repo, 276

apt::Repository.trusted, 276

apt::simpleRepo, 276

Attribute (*class in inmanta.ast.attribute*), 229

Attribute (*class in inmanta.model*), 115

available() (*inmanta.agent.handler.CRUDHandler* method), 222

aws.ElasticSearch (*built-in class*), 284

aws.ElasticSearchHandler (*built-in class*), 285

aws.ELB (*built-in class*), 283

aws.ELBHandler (*built-in class*), 284

aws.elbid() built-in function, 283

aws.get\_api\_id() built-in function, 283

aws.InternetGateway (*built-in class*), 283

aws.InternetGatewayHandler (*built-in class*), 285

aws.RDS (*built-in class*), 284

aws.RDSHandler (*built-in class*), 285

aws.Route (*built-in class*), 283

aws.RouteHandler (*built-in class*), 285

aws.SecurityGroup (*built-in class*), 283

aws.SecurityGroupHandler (*built-in class*), 285

aws.Subnet (*built-in class*), 283

aws.SubnetHandler (*built-in class*), 285

aws.VirtualMachine (*built-in class*), 284

aws.VirtualMachineHandler (*built-in class*), 284

aws.Volume (*built-in class*), 284

aws.VolumeHandler (*built-in class*), 285

aws.VPC (*built-in class*), 284

aws.VPCHandler (*built-in class*), 285

aws::agentConfig, 283

aws::analytics::ElasticSearch, 282

aws::analytics::ElasticSearch.access\_policies, 282

aws::analytics::ElasticSearch.automated\_snapshot\_start\_h, 282

aws::analytics::ElasticSearch.dedicated\_master\_count, 282

aws::analytics::ElasticSearch.dedicated\_master\_enabled, 282

aws::analytics::ElasticSearch.dedicated\_master\_type, 282

aws::analytics::ElasticSearch.domain\_name, 282

aws::analytics::ElasticSearch.ebs\_enabled, 282

aws::analytics::ElasticSearch.elasticsearch\_version, 282

aws::analytics::ElasticSearch.instance\_count, 282

aws::analytics::ElasticSearch.instance\_type, 282

aws::analytics::ElasticSearch.volume\_size, 282

aws::analytics::ElasticSearch.volume\_type, 282

aws::analytics::ElasticSearch.zone\_awareness\_enabled, 282

aws::AWSResource, 277

aws::AWSResource.provider, 277

aws::database::RDS, 282

aws::database::RDS.allocated\_storage, 282

aws::database::RDS.engine, 282

aws::database::RDS.engine\_version, 282

aws::database::RDS.flavor, 282

aws::database::RDS.master\_user\_name, 282

aws::database::RDS.master\_user\_password, 282

aws::database::RDS.name, 282

aws::database::RDS.port, 282

aws::database::RDS.public, 282

aws::database::RDS.subnet\_group, 282

aws::database::RDS.tags, 283

aws::direction, 277

aws::ELB, 277

aws::ELB.dest\_port, 277

aws::ELB.instances, 277

aws::ELB.listen\_port, 277

aws::ELB.name, 277

aws::ELB.protocol, 277

aws::ELB.security\_group, 277

aws::GroupRule, 278

aws::GroupRule.remote\_group, 278

aws::instance\_tenancy, 277

aws::InternetGateway, 278

aws::InternetGateway.name, 278

aws::InternetGateway.vpc, 278

- aws::IPrule, 278
- aws::IPrule.remote\_prefix, 278
- aws::protocol, 277
- aws::Provider, 278
- aws::Provider.access\_key, 278
- aws::Provider.auto\_agent, 278
- aws::Provider.availability\_zone, 278
- aws::Provider.name, 278
- aws::Provider.region, 278
- aws::Provider.secret\_key, 278
- aws::req, 283
- aws::Route, 278
- aws::Route.destination, 278
- aws::Route.nexthop, 279
- aws::Route.vpc, 279
- aws::SecurityGroup, 279
- aws::SecurityGroup.description, 279
- aws::SecurityGroup.manage\_all, 279
- aws::SecurityGroup.name, 279
- aws::SecurityGroup.retries, 279
- aws::SecurityGroup.rules, 279
- aws::SecurityGroup.vpc, 279
- aws::SecurityGroup.wait, 279
- aws::SecurityRule, 279
- aws::SecurityRule.direction, 279
- aws::SecurityRule.group, 279
- aws::SecurityRule.ip\_protocol, 279
- aws::SecurityRule.port, 279
- aws::SecurityRule.port\_max, 279
- aws::SecurityRule.port\_min, 279
- aws::Subnet, 279
- aws::Subnet.availability\_zone, 280
- aws::Subnet.cidr\_block, 280
- aws::Subnet.map\_public\_ip\_on\_launch, 280
- aws::Subnet.name, 279
- aws::Subnet.vpc, 280
- aws::VirtualMachine, 281
- aws::VirtualMachine.name, 281
- aws::VirtualMachine.public\_key, 281
- aws::VirtualMachine.security\_groups, 281
- aws::VirtualMachine.subnet, 281
- aws::VirtualMachine.tags, 281
- aws::VirtualMachine.volumes, 281
- aws::VMAttributes, 280
- aws::VMAttributes.ebs\_optimized, 280
- aws::VMAttributes.flavor, 280
- aws::VMAttributes.ignore\_extra\_volumes, 280
- aws::VMAttributes.ignore\_wrong\_image, 280
- aws::VMAttributes.image, 280
- aws::VMAttributes.root\_volume\_size, 280
- aws::VMAttributes.root\_volume\_type, 280
- aws::VMAttributes.source\_dest\_check, 280
- aws::VMAttributes.subnet\_id, 280
- aws::VMAttributes.user\_data, 280
- aws::Volume, 281
- aws::Volume.attachmentpoint, 281
- aws::Volume.availability\_zone, 281
- aws::Volume.encrypted, 281

- aws::Volume.name, 281
- aws::Volume.size, 281
- aws::Volume.tags, 281
- aws::Volume.vm, 281
- aws::Volume.volume\_type, 281
- aws::VPC, 280
- aws::VPC.cidr\_block, 280
- aws::VPC.enableDnsHostnames, 280
- aws::VPC.enableDnsSupport, 281
- aws::VPC.instance\_tenancy, 280
- aws::VPC.internet\_gateway, 281
- aws::VPC.name, 280
- aws::VPC.routes, 281
- aws::VPC.subnets, 281

## B

- BadRequest (class in *inmanta.protocol.exceptions*), 113
- BaseDocument (class in *inmanta.data*), 236
- BaseHttpException (class in *inmanta.protocol.exceptions*), 113
- BaseModel (class in *inmanta.data.model*), 239
- Bool (class in *inmanta.ast.type*), 234
- built-in function
  - aws.elbid(), 283
  - aws.get\_api\_id(), 283
  - exec.in\_shell(), 288
  - ip.add(), 294
  - ip.cidr\_to\_network(), 294
  - ip.concat(), 294
  - ip.hostname(), 294
  - ip.ipindex(), 294
  - ip.ipnet(), 294
  - ip.is\_valid\_cidr(), 294
  - ip.is\_valid\_cidr\_v10(), 294
  - ip.is\_valid\_cidr\_v6(), 294
  - ip.is\_valid\_ip(), 294
  - ip.is\_valid\_ip\_v10(), 294
  - ip.is\_valid\_ip\_v6(), 294
  - ip.is\_valid\_netmask(), 294
  - ip.net\_to\_nm(), 294
  - ip.netmask(), 294
  - ip.network(), 294
  - openstack.find\_flavor(), 310
  - openstack.find\_image(), 310
  - ssh.get\_private\_key(), 321
  - ssh.get\_public\_key(), 321
  - ssh.get\_putty\_key(), 321
  - std.add\_to\_ip(), 333
  - std.assert(), 333
  - std.at(), 333
  - std.attr(), 333
  - std.capitalize(), 333
  - std.contains(), 333
  - std.count(), 333
  - std.dict\_get(), 333
  - std.environment(), 333
  - std.environment\_name(), 333

std.environment\_server(), 333  
 std.equals(), 333  
 std.familyof(), 333  
 std.file(), 333  
 std.filter(), 333  
 std.flatten(), 333  
 std.generate\_password(), 333  
 std.get\_env(), 333  
 std.get\_env\_int(), 333  
 std.getattr(), 334  
 std.getfact(), 334  
 std.hostname(), 334  
 std.inlineif(), 334  
 std.invert(), 334  
 std.ip\_address\_from\_interface(), 334  
 std.ipindex(), 334  
 std.is\_base64\_encoded(), 334  
 std.is\_instance(), 334  
 std.is\_unknown(), 334  
 std.isset(), 334  
 std.item(), 334  
 std.key\_sort(), 334  
 std.len(), 334  
 std.length(), 334  
 std.limit(), 334  
 std.list\_files(), 335  
 std.lower(), 335  
 std.netmask(), 335  
 std.network\_address(), 335  
 std.objid(), 335  
 std.password(), 335  
 std.prefixlen(), 335  
 std.prefixlength\_to\_netmask(), 335  
 std.print(), 335  
 std.replace(), 335  
 std.select(), 335  
 std.sequence(), 335  
 std.server\_ca(), 335  
 std.server\_port(), 336  
 std.server\_ssl(), 336  
 std.server\_token(), 336  
 std.source(), 336  
 std.split(), 336  
 std.template(), 336  
 std.timestamp(), 336  
 std.to\_number(), 336  
 std.type(), 336  
 std.unique(), 336  
 std.unique\_file(), 336  
 std.upper(), 336  
 std.validate\_type(), 336  
 yaml.load(), 357  
 yaml.loads(), 357

## C

cache() (in module *inmanta.agent.handler*), 220  
 calculate\_diff() (in-  
     *manta.agent.handler.CRUDHandler*

*method*), 222  
 can\_reload() (*inmanta.agent.handler.CRUDHandler*  
     *method*), 223  
 cast() (*inmanta.ast.type.Primitive method*), 234  
 category (*inmanta.ast.export.Error attribute*), 274  
 character (*inmanta.ast.export.Position attribute*), 275  
 check\_facts() (*inmanta.agent.handler.CRUDHandler*  
     *method*), 223  
 check\_facts() (*inmanta.agent.handler.ResourceHandler*  
     *method*), 221  
 check\_resource() (in-  
     *manta.agent.handler.CRUDHandler*  
     *method*), 223  
 check\_resource() (in-  
     *manta.agent.handler.ResourceHandler*  
     *method*), 222  
 chmod() (*inmanta.agent.io.local.LocalIO method*),  
     226  
 chown() (*inmanta.agent.io.local.LocalIO method*),  
     227  
 clear() (*inmanta.plugins.PluginMeta class method*),  
     218  
 clear\_database() (in module *inmanta.db.util*), 240  
 clear\_environment() (in module *in-*  
     *manta.protocol.methods*), 241  
 clone() (*inmanta.resources.Resource method*), 219  
 close() (*inmanta.agent.handler.CRUDHandler*  
     *method*), 223  
 close() (*inmanta.agent.io.local.LocalIO method*),  
     227  
 code (*inmanta.protocol.common.Result attribute*), 235  
 ColumnNotFound (class in *inmanta.data.schema*), 114  
 Compile (class in *inmanta.data*), 236  
 compile\_details() (in module *in-*  
     *manta.protocol.methods\_v2*), 253  
 CompiledData (class in *inmanta.data.model*), 273  
 CompilerException (class in *inmanta.ast*), 217  
 configuration model, 161  
 ConfigurationModel (class in *inmanta.data*), 237  
 Conflict (class in *inmanta.protocol.exceptions*), 114  
 ConstraintType (class in *inmanta.ast.type*), 235  
 Context (class in *inmanta.plugins*), 217  
 create\_environment() (in module *in-*  
     *manta.protocol.methods*), 241  
 create\_project() (in module *in-*  
     *manta.protocol.methods*), 241  
 create\_resource() (in-  
     *manta.agent.handler.CRUDHandler*  
     *method*), 223  
 create\_token() (in module *in-*  
     *manta.protocol.methods*), 241  
 CRITICAL (*inmanta.const.LogLevel attribute*), 216  
 cron::Cronjob, 286  
 cron::cronjob, 286  
 cron::Cronjob.command, 286  
 cron::Cronjob.env\_vars, 286  
 cron::Cronjob.host, 286  
 cron::Cronjob.name, 286

cron::Cronjob.schedule, 286  
 cron::Cronjob.user, 286  
 cron::cronjob\_name, 286  
 CRUDHandler (class in *inmanta.agent.handler*), 222

## D

DEBUG (*inmanta.const.LogLevel* attribute), 216  
 delete\_environment() (in module *inmanta.protocol.methods*), 241  
 delete\_param() (in module *inmanta.protocol.methods*), 242  
 delete\_project() (in module *inmanta.protocol.methods*), 242  
 delete\_resource() (in *inmanta.agent.handler.CRUDHandler* method), 223  
 delete\_setting() (in module *inmanta.protocol.methods*), 242  
 delete\_user() (in module *inmanta.protocol.methods\_v2*), 253  
 delete\_version() (in module *inmanta.protocol.methods*), 242  
 dependency\_manager() (in module *inmanta.export*), 229  
 deploy (*inmanta.const.ResourceAction* attribute), 216  
 deploy() (in module *inmanta.protocol.methods*), 242  
 deploy() (*inmanta.agent.handler.CRUDHandler* method), 224  
 desired state, 161  
 Dict (class in *inmanta.ast.type*), 235  
 DictPath (class in *inmanta.util.dict\_path*), 102  
 diff() (in module *inmanta.protocol.methods*), 242  
 DirectValue (class in *inmanta.model*), 115  
 discovered\_resource\_create() (in module *inmanta.protocol.methods\_v2*), 253  
 discovered\_resource\_create\_batch() (in module *inmanta.protocol.methods\_v2*), 254  
 discovered\_resources\_get() (in module *inmanta.protocol.methods\_v2*), 254  
 discovered\_resources\_get\_batch() (in module *inmanta.protocol.methods\_v2*), 254  
 do\_changes() (*inmanta.agent.handler.CRUDHandler* method), 224  
 do\_changes() (*inmanta.agent.handler.ResourceHandler* method), 222  
 do\_dryrun() (in module *inmanta.protocol.methods*), 242  
 do\_reload() (*inmanta.agent.handler.CRUDHandler* method), 224  
 dryrun (*inmanta.const.ResourceAction* attribute), 216  
 dryrun\_list() (in module *inmanta.protocol.methods*), 243  
 dryrun\_report() (in module *inmanta.protocol.methods*), 243  
 dryrun\_request() (in module *inmanta.protocol.methods*), 243  
 dryrun\_trigger() (in module *inmanta.protocol.methods\_v2*), 254

dryrun\_update() (in module *inmanta.protocol.methods*), 243  
 DSL, 161  
 DynamicProxy (class in *inmanta.execute.proxy*), 240

## E

end (*inmanta.ast.export.Range* attribute), 275  
 entity, 161  
 Entity (class in *inmanta.model*), 116  
 ENVIRONMENT  
   inmanta-cli-environment-delete command line option, 182  
   inmanta-cli-environment-modify command line option, 182  
   inmanta-cli-environment-recompile command line option, 183  
   inmanta-cli-environment-save command line option, 183  
   inmanta-cli-environment-show command line option, 185  
 environment, 161  
 Environment (class in *inmanta.data*), 238  
 environment\_clear() (in module *inmanta.protocol.methods\_v2*), 255  
 environment\_create() (in module *inmanta.protocol.methods\_v2*), 255  
 environment\_create\_token() (in module *inmanta.protocol.methods\_v2*), 255  
 environment\_delete() (in module *inmanta.protocol.methods\_v2*), 255  
 environment\_get() (in module *inmanta.protocol.methods\_v2*), 256  
 environment\_list() (in module *inmanta.protocol.methods\_v2*), 256  
 environment\_modify() (in module *inmanta.protocol.methods\_v2*), 256  
 environment\_setting\_delete() (in module *inmanta.protocol.methods\_v2*), 256  
 environment\_setting\_get() (in module *inmanta.protocol.methods\_v2*), 256  
 environment\_settings\_list() (in module *inmanta.protocol.methods\_v2*), 257  
 environment\_settings\_set() (in module *inmanta.protocol.methods\_v2*), 257  
 Error (class in *inmanta.ast.export*), 274  
 ERROR (*inmanta.const.LogLevel* attribute), 216  
 ErrorCategory (class in *inmanta.ast.export*), 274  
 errors (*inmanta.data.model.CompileData* attribute), 273  
 exec.in\_shell()  
   built-in function, 288  
 exec.PosixRun (built-in class), 288  
 exec.Run (built-in class), 288  
 exec::execHost, 288  
 exec::Run, 287  
 exec::Run.command, 287  
 exec::Run.creates, 287  
 exec::Run.cwd, 287



- exec::Run.environment, 287  
 exec::Run.host, 288  
 exec::Run.onlyif, 287  
 exec::Run.path, 287  
 exec::Run.reload, 287  
 exec::Run.reload\_only, 287  
 exec::Run.returns, 287  
 exec::Run.skip\_on\_fail, 287  
 exec::Run.timeout, 287  
 exec::Run.unless, 287  
 execute() (inmanta.agent.handler.CRUDHandler method), 224  
 execute() (inmanta.agent.handler.ResourceHandler method), 222  
 expert feature, 161  
 ExplicitPluginException (class in inmanta.ast), 217  
 ExternalException (class in inmanta.ast), 217
- ## F
- facts, 161  
 facts() (inmanta.agent.handler.CRUDHandler method), 224  
 fields\_updated() (inmanta.agent.handler.HandlerContext method), 221  
 file\_exists() (inmanta.agent.io.local.LocalIO method), 227  
 file\_stat() (inmanta.agent.io.local.LocalIO method), 227  
 Forbidden (class in inmanta.protocol.exceptions), 113  
 from\_path() (inmanta.module.Module class method), 230  
 from\_path() (inmanta.module.ModuleLike class method), 230  
 from\_path() (inmanta.module.ModuleV1 class method), 231  
 from\_path() (inmanta.module.ModuleV2 class method), 231
- ## G
- get() (inmanta.module.Project class method), 232  
 get\_agent\_process() (in module inmanta.protocol.methods), 243  
 get\_agent\_process\_details() (in module inmanta.protocol.methods\_v2), 257  
 get\_agents() (in module inmanta.protocol.methods\_v2), 257  
 get\_all\_facts() (in module inmanta.protocol.methods\_v2), 258  
 get\_api\_docs() (in module inmanta.protocol.methods\_v2), 258  
 get\_base\_type() (inmanta.ast.type.Type method), 234  
 get\_by\_id() (inmanta.data.BaseDocument class method), 236  
 get\_client() (inmanta.agent.handler.CRUDHandler method), 225  
 get\_client() (inmanta.plugins.Context method), 217  
 get\_code() (in module inmanta.protocol.methods), 243  
 get\_compile\_data() (in module inmanta.protocol.methods\_v2), 258  
 get\_compile\_queue() (in module inmanta.protocol.methods), 244  
 get\_compile\_reports() (in module inmanta.protocol.methods\_v2), 259  
 get\_compiler() (inmanta.plugins.Context method), 217  
 get\_data\_dir() (inmanta.plugins.Context method), 217  
 get\_depended\_by() (inmanta.server.protocol.ServerSlice method), 106  
 get\_dependencies() (inmanta.server.protocol.ServerSlice method), 106  
 get\_diff\_of\_versions() (in module inmanta.protocol.methods\_v2), 259  
 get\_dryrun\_diff() (in module inmanta.protocol.methods\_v2), 260  
 get\_element() (inmanta.util.dict\_path.DictPath method), 102  
 get\_elements() (inmanta.util.dict\_path.DictPath method), 102  
 get\_environment() (in module inmanta.protocol.methods), 244  
 get\_environment\_id() (inmanta.plugins.Context method), 217  
 get\_environment\_metrics() (in module inmanta.protocol.methods\_v2), 260  
 get\_fact() (in module inmanta.protocol.methods\_v2), 261  
 get\_facts() (in module inmanta.protocol.methods\_v2), 261  
 get\_file() (in module inmanta.protocol.methods), 244  
 get\_file() (inmanta.agent.handler.CRUDHandler method), 225  
 get\_functions() (inmanta.plugins.PluginMeta class method), 218  
 get\_installed\_module() (inmanta.module.ModuleSource method), 231  
 get\_key() (inmanta.util.dict\_path.DictPath method), 102  
 get\_list() (inmanta.data.BaseDocument class method), 236  
 get\_logs\_for\_version() (inmanta.data.ResourceAction class method), 239  
 get\_notification() (in module inmanta.protocol.methods\_v2), 261  
 get\_param() (in module inmanta.protocol.methods), 244  
 get\_parameter() (in module in-

- `manta.protocol.methods`), 244
  - `get_parameters()` (in module `inmanta.protocol.methods_v2`), 261
  - `get_path_sections()` (in module `manta.util.dict_path.DictPath` method), 102
  - `get_pip_config()` (in module `inmanta.protocol.methods_v2`), 262
  - `get_plugin_files()` (in module `inmanta.module.Module` method), 230
  - `get_project()` (in module `inmanta.protocol.methods`), 245
  - `get_queue_scheduler()` (in module `inmanta.plugins.Context` method), 217
  - `get_report()` (in module `inmanta.protocol.methods`), 245
  - `get_reports()` (in module `inmanta.protocol.methods`), 245
  - `get_resolver()` (in module `inmanta.plugins.Context` method), 217
  - `get_resource()` (in module `inmanta.protocol.methods`), 245
  - `get_resource_actions()` (in module `inmanta.protocol.methods_v2`), 262
  - `get_resource_events()` (in module `inmanta.protocol.methods_v2`), 263
  - `get_resources_for_agent()` (in module `inmanta.protocol.methods`), 245
  - `get_resources_for_version()` (in module `inmanta.data.Resource` class method), 239
  - `get_resources_in_version()` (in module `inmanta.protocol.methods_v2`), 263
  - `get_server_status()` (in module `inmanta.protocol.methods`), 246
  - `get_setting()` (in module `inmanta.protocol.methods`), 246
  - `get_source_code()` (in module `inmanta.protocol.methods_v2`), 264
  - `get_state()` (in module `inmanta.protocol.methods`), 246
  - `get_status()` (in module `inmanta.protocol.methods`), 246
  - `get_substitute_by_id()` (in module `inmanta.data.Compile` class method), 237
  - `get_sync_client()` (in module `inmanta.plugins.Context` method), 217
  - `get_type()` (in module `inmanta.ast.attribute.Attribute` method), 229
  - `get_type()` (in module `inmanta.plugins.Context` method), 217
  - `get_version()` (in module `inmanta.protocol.methods`), 246
  - `get_versions()` (in module `inmanta.data.ConfigurationModel` class method), 238
  - `getfact` (in module `inmanta.const.ResourceAction` attribute), 216
  - `graph::ClassDiagram`, 289
  - `graph::ClassDiagram.header`, 289
  - `graph::ClassDiagram.moduleexpression`, 289
  - `graph::ClassDiagram.name`, 289
  - `graph::Graph`, 289
  - `graph::Graph.config`, 289
  - `graph::Graph.name`, 289
- ## H
- `halt_environment()` (in module `inmanta.protocol.methods_v2`), 264
  - `handle` (class in module `inmanta.protocol.decorators`), 111
  - `handler`, 161
  - `HandlerContext` (class in module `inmanta.agent.handler`), 220
  - `hash_file()` (in module `inmanta.agent.io.local.LocalIO` method), 227
  - `heartbeat()` (in module `inmanta.protocol.methods`), 246
  - `heartbeat_reply()` (in module `inmanta.protocol.methods`), 247
- ## I
- `Id` (class in module `inmanta.resources`), 219
  - `ignore_env()` (in module `inmanta.protocol.methods`), 247
  - `IgnoreResourceException` (class in module `inmanta.resources`), 219
  - `INFO` (in module `inmanta.const.LogLevel` attribute), 216
  - `infrastructure`, 161
  - `infrastructure-as-code`, 162
  - `init_env()` (in module `inmanta.env.VirtualEnv` method), 233
  - `inmanta.data.TBaseDocument` (built-in variable), 236
  - `inmanta.model` module, 115
  - `inmanta.protocol.methods` module, 241
  - `inmanta.protocol.methods_v2` module, 252
  - `inmanta-cli` command line option
    - `--host`, 179
    - `--port`, 179
  - `inmanta-cli-action-log-list` command line option
    - `--action`, 179
    - `--environment`, 179
    - `--rvid`, 179
    - `-e`, 179
  - `inmanta-cli-action-log-show-messages` command line option
    - `--action-id`, 180
    - `--environment`, 180
    - `--rvid`, 180
    - `-e`, 180
  - `inmanta-cli-agent-list` command line option
    - `--environment`, 180
    - `-e`, 180
  - `inmanta-cli-agent-pause` command line option
    - `--agent`, 180

```

--all, 180
--environment, 180
-e, 180
inmanta-cli-agent-unpause command line
  option
--agent, 181
--all, 181
--environment, 181
-e, 181
inmanta-cli-environment-create command
  line option
--branch, 181
--name, 181
--project, 181
--repo-url, 181
--save, 181
-b, 181
-n, 181
-p, 181
-r, 181
-s, 181
inmanta-cli-environment-delete command
  line option
  ENVIRONMENT, 182
inmanta-cli-environment-modify command
  line option
--branch, 182
--name, 182
--repo-url, 182
-b, 182
-n, 182
-r, 182
  ENVIRONMENT, 182
inmanta-cli-environment-recompile command
  line option
--update, 183
-u, 183
  ENVIRONMENT, 183
inmanta-cli-environment-save command line
  option
  ENVIRONMENT, 183
inmanta-cli-environment-setting-delete
  command line option
--environment, 184
--key, 184
-e, 184
-k, 184
inmanta-cli-environment-setting-get
  command line option
--environment, 184
--key, 184
-e, 184
-k, 184
inmanta-cli-environment-setting-list
  command line option
--environment, 184
-e, 184
inmanta-cli-environment-setting-set
  command line option
--environment, 184
--key, 184
--value, 184
-e, 184
-k, 184
-o, 184
inmanta-cli-environment-show command line
  option
--format, 185
  ENVIRONMENT, 185
inmanta-cli-monitor command line option
--environment, 185
-e, 185
inmanta-cli-param-get command line option
--environment, 186
--name, 186
--resource, 186
-e, 186
inmanta-cli-param-list command line option
--environment, 186
-e, 186
inmanta-cli-param-set command line option
--environment, 186
--name, 186
--value, 186
-e, 186
inmanta-cli-project-create command line
  option
--name, 187
-n, 187
inmanta-cli-project-delete command line
  option
  PROJECT, 187
inmanta-cli-project-modify command line
  option
--name, 187
-n, 187
  PROJECT, 188
inmanta-cli-project-show command line
  option
  PROJECT, 188
inmanta-cli-token-create command line
  option
--agent, 188
--api, 188
--compiler, 188
--environment, 188
-e, 188
inmanta-cli-version-list command line
  option
--environment, 189
-e, 189
inmanta-cli-version-release command line
  option
--environment, 189
--full, 189

```

---

--push, 189  
 -e, 189  
 -p, 189  
 VERSION, 189  
 inmanta-cli-version-report command line option  
 --environment, 190  
 --version, 190  
 -e, 190  
 -i, 190  
 -l, 190  
 InmantaBootloader (class in inmanta.server.bootloader), 273  
 install\_modules() (inmanta.module.Project method), 232  
 INSTALL\_OPTS (in module inmanta.module), 230  
 InstallMode (class in inmanta.module), 230  
 instance, 162  
 Integer (class in inmanta.ast.type), 234  
 InvalidMetadata (class in inmanta.module), 230  
 InvalidModuleException (class in inmanta.module), 230  
 ip.add()  
     built-in function, 294  
 ip.cidr\_to\_network()  
     built-in function, 294  
 ip.concat()  
     built-in function, 294  
 ip.hostname()  
     built-in function, 294  
 ip.ipindex()  
     built-in function, 294  
 ip.ipnet()  
     built-in function, 294  
 ip.is\_valid\_cidr()  
     built-in function, 294  
 ip.is\_valid\_cidr\_v10()  
     built-in function, 294  
 ip.is\_valid\_cidr\_v6()  
     built-in function, 294  
 ip.is\_valid\_ip()  
     built-in function, 294  
 ip.is\_valid\_ip\_v10()  
     built-in function, 294  
 ip.is\_valid\_ip\_v6()  
     built-in function, 294  
 ip.is\_valid\_netmask()  
     built-in function, 294  
 ip.net\_to\_nm()  
     built-in function, 294  
 ip.netmask()  
     built-in function, 294  
 ip.network()  
     built-in function, 294  
 ip::Address, 290  
 ip::Alias, 290  
 ip::Alias.alias, 290  
 ip::Alias.dhcp, 290  
 ip::Alias.netmask, 290  
 ip::Alias.server, 290  
 ip::cidr, 289  
 ip::cidr\_v10, 289  
 ip::cidr\_v6, 289  
 ip::DstService, 290  
 ip::Host, 290  
 ip::Host.clients, 291  
 ip::Host.servers, 291  
 ip::IP, 291  
 ip::ip, 289  
 ip::IP.v4, 291  
 ip::ip\_v10, 290  
 ip::ip\_v6, 290  
 ip::mask, 290  
 ip::Network, 291  
 ip::Network.dhcp, 291  
 ip::Network.name, 291  
 ip::Network.netmask, 291  
 ip::Network.network, 291  
 ip::Port, 291  
 ip::port, 290  
 ip::Port.high, 291  
 ip::PortRange, 291  
 ip::PortRange.high, 291  
 ip::PortRange.low, 291  
 ip::protocol, 290  
 ip::Service, 291  
 ip::Service.dst\_range, 292  
 ip::Service.listening\_servers, 292  
 ip::Service.proto, 291  
 ip::Service.src\_range, 292  
 ip::services::BaseClient, 292  
 ip::services::BaseClient.servers, 292  
 ip::services::BaseServer, 292  
 ip::services::BaseServer.clients, 292  
 ip::services::BaseServer.services, 292  
 ip::services::Client, 292  
 ip::services::Client.host, 292  
 ip::services::Server, 292  
 ip::services::Server.host, 292  
 ip::services::Server.ips, 292  
 ip::services::VirtualClient, 292  
 ip::services::VirtualClient.name, 292  
 ip::services::VirtualHost, 293  
 ip::services::VirtualHost.hostname, 293  
 ip::services::VirtualIp, 293  
 ip::services::VirtualIp.address, 293  
 ip::services::VirtualNetwork, 293  
 ip::services::VirtualNetwork.netmask, 293  
 ip::services::VirtualNetwork.network, 293  
 ip::services::VirtualRange, 293  
 ip::services::VirtualRange.from, 293  
 ip::services::VirtualRange.to, 293  
 ip::services::VirtualScope, 293  
 ip::services::VirtualScope.side, 293  
 ip::services::VirtualServer, 293  
 ip::services::VirtualServer.name, 293

ip::services::VirtualSide, 293  
 ip::services::VirtualSide.scope, 293  
 is\_compiling() (in module in-  
   manta.protocol.methods), 247  
 is\_dry\_run() (inmanta.agent.handler.HandlerContext  
   method), 221  
 is\_editable() (inmanta.module.ModuleV2 method),  
   231  
 is\_primitive() (inmanta.ast.type.Type method), 234  
 is\_remote() (inmanta.agent.io.local.LocalIO  
   method), 227  
 is\_symlink() (inmanta.agent.io.local.LocalIO  
   method), 227

## L

line (inmanta.ast.export.Position attribute), 275  
 List (class in inmanta.ast.type), 235  
 list\_agent\_processes() (in module in-  
   manta.protocol.methods), 247  
 list\_agents() (in module in-  
   manta.protocol.methods), 247  
 list\_changes() (in-  
   manta.agent.handler.CRUDHandler  
   method), 225  
 list\_changes() (in-  
   manta.agent.handler.ResourceHandler  
   method), 222  
 list\_desired\_state\_versions() (in module in-  
   manta.protocol.methods\_v2), 264  
 list\_dryruns() (in module in-  
   manta.protocol.methods\_v2), 265  
 list\_environments() (in module in-  
   manta.protocol.methods), 247  
 list\_notifications() (in module in-  
   manta.protocol.methods\_v2), 265  
 list\_params() (in module in-  
   manta.protocol.methods), 248  
 list\_projects() (in module in-  
   manta.protocol.methods), 248  
 list\_settings() (in module in-  
   manta.protocol.methods), 248  
 list\_users() (in module in-  
   manta.protocol.methods\_v2), 265  
 list\_versions() (in module in-  
   manta.protocol.methods), 248  
 Literal (class in inmanta.ast.type), 234  
 LiteralDict (class in inmanta.ast.type), 235  
 LiteralList (class in inmanta.ast.type), 235  
 load() (inmanta.module.Project method), 232  
 LocalIO (class in inmanta.agent.io.local), 226  
 Location (class in inmanta.ast.export), 274  
 Location (class in inmanta.model), 116  
 location (inmanta.ast.export.Error attribute), 274  
 login() (in module inmanta.protocol.methods\_v2),  
   266  
 LogLevel (class in inmanta.const), 216

## M

main.cf, 162  
 ManagedResource (class in inmanta.resources), 219  
 master (inmanta.module.InstallMode attribute), 230  
 message (inmanta.ast.export.Error attribute), 274  
 metadata (inmanta.module.ModuleLike property), 230  
 method() (inmanta.protocol.decorators method), 110  
 mkdir() (inmanta.agent.io.local.LocalIO method),  
   228  
 mock\_process\_env() (in module inmanta.env), 233  
 model\_computed\_fields (inmanta.ast.export.Error  
   attribute), 274  
 model\_computed\_fields (in-  
   manta.ast.export.Location attribute), 274  
 model\_computed\_fields (in-  
   manta.ast.export.Position attribute), 275  
 model\_computed\_fields (inmanta.ast.export.Range  
   attribute), 275  
 model\_computed\_fields (in-  
   manta.data.model.CompileData attribute),  
   273  
 model\_config (inmanta.ast.export.Error attribute),  
   274  
 model\_config (inmanta.ast.export.Location at-  
   tribute), 275  
 model\_config (inmanta.ast.export.Position attribute),  
   275  
 model\_config (inmanta.ast.export.Range attribute),  
   275  
 model\_config (inmanta.data.model.CompileData at-  
   tribute), 273  
 model\_fields (inmanta.ast.export.Error attribute),  
   274  
 model\_fields (inmanta.ast.export.Location at-  
   tribute), 275  
 model\_fields (inmanta.ast.export.Position attribute),  
   275  
 model\_fields (inmanta.ast.export.Range attribute),  
   275  
 model\_fields (inmanta.data.model.CompileData at-  
   tribute), 273  
 modify\_environment() (in module in-  
   manta.protocol.methods), 248  
 modify\_project() (in module in-  
   manta.protocol.methods), 248  
 module, 162  
   inmanta.model, 115  
   inmanta.protocol.methods, 241  
   inmanta.protocol.methods\_v2, 252  
 Module (class in inmanta.module), 230  
 ModuleLike (class in inmanta.module), 230  
 ModuleMetadata (class in inmanta.module), 215  
 ModuleName (in module inmanta.module), 231  
 ModuleSource (class in inmanta.module), 231  
 ModuleV1 (class in inmanta.module), 231  
 ModuleV2 (class in inmanta.module), 231  
 ModuleV2Source (class in inmanta.module), 231  
 mysql::Database, 295

mysql::Database.collation, 295  
 mysql::Database.encoding, 295  
 mysql::Database.name, 295  
 mysql::Database.password, 295  
 mysql::Database.server, 295  
 mysql::Database.user, 295  
 mysql::dbDependsOnServer, 296  
 mysql::DBMS, 295  
 mysql::DBMS.databases, 295  
 mysql::DBMS.hostref, 295  
 mysql::DBMS.port, 295  
 mysql::ManagedMysql, 295  
 mysql::ManagedMysql.agenthost, 295  
 mysql::ManagedMysql.password, 295  
 mysql::ManagedMysql.user, 295  
 mysql::manageManaged, 296  
 mysql::mysqlMariaDB, 296  
 mysql::mysqlRedhat, 296  
 mysql::ports, 296  
 mysql::removeAnonUsers, 296  
 mysql::Server, 295  
 mysql::Server.\_svc, 296  
 mysql::Server.remove\_anon\_users, 296  
 mysql::ubuntuMysql, 296

## N

name (*inmanta.ast.variables.Reference attribute*), 233  
 net::Interface, 297  
 net::Interface.host, 297  
 net::Interface.mac, 297  
 net::Interface.mtu, 297  
 net::Interface.name, 297  
 net::Interface.vlan, 297  
 net::mac\_addr, 297  
 net::vlan\_id, 297  
 NotFound (*class in inmanta.protocol.exceptions*), 113  
 notify\_change() (*in module in-*  
*manta.protocol.methods*), 248  
 notify\_change\_get() (*in module in-*  
*manta.protocol.methods*), 249  
 NullableType (*class in inmanta.ast.type*), 234  
 Number (*class in inmanta.ast.type*), 234

## O

openstack.EndPoint (*built-in class*), 310  
 openstack.EndpointHandler (*built-in class*), 314  
 openstack.find\_flavor()  
   built-in function, 310  
 openstack.find\_image()  
   built-in function, 310  
 openstack.Flavor (*built-in class*), 310  
 openstack.FlavorHandler (*built-in class*), 313  
 openstack.FloatingIP (*built-in class*), 310  
 openstack.FloatingIPHandler (*built-in class*), 314  
 openstack.HostPort (*built-in class*), 311  
 openstack.HostPortHandler (*built-in class*), 313  
 openstack.Image (*built-in class*), 311  
 openstack.ImageHandler (*built-in class*), 313

openstack.Network (*built-in class*), 311  
 openstack.NetworkHandler (*built-in class*), 313  
 openstack.Project (*built-in class*), 311  
 openstack.ProjectHandler (*built-in class*), 314  
 openstack.Role (*built-in class*), 311  
 openstack.RoleHandler (*built-in class*), 314  
 openstack.Router (*built-in class*), 312  
 openstack.RouterHandler (*built-in class*), 313  
 openstack.RouterPort (*built-in class*), 312  
 openstack.RouterPortHandler (*built-in class*), 313  
 openstack.SecurityGroup (*built-in class*), 312  
 openstack.SecurityGroupHandler (*built-in class*),  
   313  
 openstack.Service (*built-in class*), 312  
 openstack.ServiceHandler (*built-in class*), 314  
 openstack.Subnet (*built-in class*), 312  
 openstack.SubnetHandler (*built-in class*), 313  
 openstack.User (*built-in class*), 312  
 openstack.UserHandler (*built-in class*), 314  
 openstack.VirtualMachine (*built-in class*), 313  
 openstack.VirtualMachineHandler (*built-in*  
*class*), 313  
 openstack::AddressPair, 298  
 openstack::AddressPair.address, 298  
 openstack::AddressPair.mac, 298  
 openstack::admin\_state, 297  
 openstack::agentConfig, 309  
 openstack::container\_format, 297  
 openstack::direction, 297  
 openstack::disk\_format, 298  
 openstack::EndPoint, 298  
 openstack::endPoint, 309  
 openstack::EndPoint.admin\_url, 298  
 openstack::EndPoint.internal\_url, 298  
 openstack::EndPoint.provider, 298  
 openstack::EndPoint.public\_url, 298  
 openstack::EndPoint.region, 298  
 openstack::EndPoint.service, 298  
 openstack::EndPoint.service\_id, 298  
 openstack::eth0Port, 309  
 openstack::fipAddr, 309  
 openstack::fipName, 309  
 openstack::Flavor, 299  
 openstack::Flavor.disk, 299  
 openstack::Flavor.ephemeral, 299  
 openstack::Flavor.extra\_specs, 299  
 openstack::Flavor.flavor\_id, 299  
 openstack::Flavor.is\_public, 299  
 openstack::Flavor.name, 299  
 openstack::Flavor.provider, 299  
 openstack::Flavor.ram, 299  
 openstack::Flavor.rxtx\_factor, 299  
 openstack::Flavor.swap, 299  
 openstack::Flavor.vcpus, 299  
 openstack::FloatingIP, 299  
 openstack::FloatingIP.address, 299  
 openstack::FloatingIP.external\_network, 300  
 openstack::FloatingIP.force\_ip, 299

openstack::FloatingIP.name, 299  
 openstack::FloatingIP.port, 300  
 openstack::FloatingIP.project, 299  
 openstack::FloatingIP.provider, 299  
 openstack::GroupRule, 300  
 openstack::GroupRule.remote\_group, 300  
 openstack::Host, 300  
 openstack::Host.key\_pair, 300  
 openstack::Host.project, 300  
 openstack::Host.provider, 300  
 openstack::Host.purge\_on\_delete, 300  
 openstack::Host.purged, 300  
 openstack::Host.security\_groups, 300  
 openstack::Host.subnet, 300  
 openstack::Host.vm, 300  
 openstack::HostPort, 300  
 openstack::HostPort.dhcp, 301  
 openstack::HostPort.floating\_ips, 301  
 openstack::HostPort.name, 300  
 openstack::HostPort.port\_index, 301  
 openstack::HostPort.portsecurity, 301  
 openstack::HostPort.retries, 301  
 openstack::HostPort.subnet, 301  
 openstack::HostPort.vm, 301  
 openstack::HostPort.wait, 301  
 openstack::Image, 301  
 openstack::Image.container\_format, 301  
 openstack::Image.disk\_format, 301  
 openstack::Image.image\_id, 301  
 openstack::Image.metadata, 302  
 openstack::Image.name, 301  
 openstack::Image.protected, 302  
 openstack::Image.provider, 302  
 openstack::Image.purge\_on\_delete, 302  
 openstack::Image.skip\_on\_deploy, 302  
 openstack::Image.uri, 301  
 openstack::Image.visibility, 301  
 openstack::IPrule, 301  
 openstack::IPrule.remote\_prefix, 301  
 openstack::mac\_addr, 298  
 openstack::Network, 302  
 openstack::Network.external, 302  
 openstack::Network.floating\_ips, 302  
 openstack::Network.name, 302  
 openstack::Network.network\_type, 302  
 openstack::Network.physical\_network, 302  
 openstack::Network.project, 302  
 openstack::Network.provider, 302  
 openstack::Network.routers, 302  
 openstack::Network.segmentation\_id, 302  
 openstack::Network.shared, 302  
 openstack::Network.subnets, 302  
 openstack::Network.vlan\_transparent, 302  
 openstack::OpenStackResource, 302  
 openstack::OpenStackResource.send\_event, 302  
 openstack::openstackVM, 309  
 openstack::Port, 303  
 openstack::Port.address, 303  
 openstack::Port.allowed\_address\_pairs, 303  
 openstack::Port.project, 303  
 openstack::Port.provider, 303  
 openstack::Project, 303  
 openstack::Project.description, 303  
 openstack::Project.enabled, 303  
 openstack::Project.floating\_ips, 303  
 openstack::Project.name, 303  
 openstack::Project.networks, 303  
 openstack::Project.ports, 303  
 openstack::Project.provider, 303  
 openstack::Project.roles, 303  
 openstack::Project.routers, 303  
 openstack::Project.security\_groups, 303  
 openstack::Project.subnets, 303  
 openstack::protocol, 298  
 openstack::Provider, 303  
 openstack::Provider.admin\_url, 304  
 openstack::Provider.auto\_agent, 304  
 openstack::Provider.connection\_url, 304  
 openstack::Provider.endpoints, 304  
 openstack::Provider.flavors, 304  
 openstack::Provider.floating\_ips, 304  
 openstack::Provider.images, 304  
 openstack::Provider.name, 304  
 openstack::Provider.networks, 304  
 openstack::Provider.password, 304  
 openstack::Provider.ports, 304  
 openstack::Provider.projects, 304  
 openstack::Provider.roles, 304  
 openstack::Provider.routers, 304  
 openstack::Provider.security\_groups, 304  
 openstack::Provider.services, 304  
 openstack::Provider.subnets, 304  
 openstack::Provider.tenant, 304  
 openstack::Provider.token, 304  
 openstack::Provider.username, 304  
 openstack::Provider.users, 304  
 openstack::Provider.verify\_cert, 304  
 openstack::Provider.virtual\_machines, 304  
 openstack::providerRequire, 309  
 openstack::Role, 305  
 openstack::Role.project, 305  
 openstack::Role.provider, 305  
 openstack::Role.role, 305  
 openstack::Role.role\_id, 305  
 openstack::Role.user, 305  
 openstack::roleImpl, 310  
 openstack::Route, 305  
 openstack::Route.destination, 305  
 openstack::Route.nexthop, 305  
 openstack::Route.router, 305  
 openstack::Router, 305  
 openstack::Router.admin\_state, 305  
 openstack::Router.distributed, 305  
 openstack::Router.ext\_gateway, 306  
 openstack::Router.ha, 305

`openstack::Router.name`, 305  
`openstack::Router.ports`, 306  
`openstack::Router.project`, 306  
`openstack::Router.provider`, 306  
`openstack::Router.routes`, 306  
`openstack::Router.subnets`, 306  
`openstack::RouterPort`, 306  
`openstack::RouterPort.name`, 306  
`openstack::RouterPort.router`, 306  
`openstack::RouterPort.subnet`, 306  
`openstack::SecurityGroup`, 306  
`openstack::SecurityGroup.description`, 306  
`openstack::SecurityGroup.manage_all`, 306  
`openstack::SecurityGroup.name`, 306  
`openstack::SecurityGroup.project`, 306  
`openstack::SecurityGroup.provider`, 306  
`openstack::SecurityGroup.remote_group_rules`, 307  
`openstack::SecurityGroup.retries`, 306  
`openstack::SecurityGroup.rules`, 307  
`openstack::SecurityGroup.virtual_machines`, 306  
`openstack::SecurityGroup.wait`, 306  
`openstack::SecurityRule`, 307  
`openstack::SecurityRule.direction`, 307  
`openstack::SecurityRule.group`, 307  
`openstack::SecurityRule.ip_protocol`, 307  
`openstack::SecurityRule.port`, 307  
`openstack::SecurityRule.port_max`, 307  
`openstack::SecurityRule.port_min`, 307  
`openstack::Service`, 307  
`openstack::Service.description`, 307  
`openstack::Service.endpoint`, 307  
`openstack::Service.name`, 307  
`openstack::Service.provider`, 307  
`openstack::Service.type`, 307  
`openstack::sg`, 310  
`openstack::Subnet`, 307  
`openstack::Subnet.allocation_end`, 308  
`openstack::Subnet.allocation_start`, 307  
`openstack::Subnet.dhcp`, 307  
`openstack::Subnet.disable_gateway_ip`, 308  
`openstack::Subnet.dns_servers`, 308  
`openstack::Subnet.gateway_ip`, 308  
`openstack::Subnet.host_ports`, 308  
`openstack::Subnet.name`, 307  
`openstack::Subnet.network`, 308  
`openstack::Subnet.network_address`, 307  
`openstack::Subnet.project`, 308  
`openstack::Subnet.provider`, 308  
`openstack::Subnet.router`, 308  
`openstack::Subnet.routers`, 308  
`openstack::User`, 308  
`openstack::User.email`, 308  
`openstack::User.enabled`, 308  
`openstack::User.name`, 308  
`openstack::User.password`, 308  
`openstack::User.provider`, 308

`openstack::User.roles`, 308  
`openstack::VirtualMachine`, 309  
`openstack::VirtualMachine.eth0_port`, 309  
`openstack::VirtualMachine.host`, 309  
`openstack::VirtualMachine.key_pair`, 309  
`openstack::VirtualMachine.name`, 309  
`openstack::VirtualMachine.ports`, 309  
`openstack::VirtualMachine.project`, 309  
`openstack::VirtualMachine.provider`, 309  
`openstack::VirtualMachine.security_groups`, 309  
`openstack::visibility`, 298  
`openstack::VMAttributes`, 308  
`openstack::VMAttributes.config_drive`, 309  
`openstack::VMAttributes.flavor`, 309  
`openstack::VMAttributes.image`, 309  
`openstack::VMAttributes.metadata`, 309  
`openstack::VMAttributes.personality`, 309  
`openstack::VMAttributes.user_data`, 309  
orchestration, 162  
other (*inmanta.const.ResourceAction* attribute), 216

## P

`parse_id()` (*inmanta.resources.Id* class method), 219  
`parser` (*inmanta.ast.export.ErrorCategory* attribute), 274  
`ParserException` (class in *inmanta.parser*), 217  
`Path` (in module *inmanta.module*), 231  
`PGRestore` (class in *inmanta.db.util*), 240  
`plugin`, 162  
`plugin` (*inmanta.ast.export.ErrorCategory* attribute), 274  
`plugin()` (in module *inmanta.plugins*), 218  
`PluginException` (class in *inmanta.plugins*), 218  
`PluginMeta` (class in *inmanta.plugins*), 218  
`PluginModuleFinder` (class in *inmanta.loader*), 232  
`Position` (class in *inmanta.ast.export*), 275  
`post()` (*inmanta.agent.handler.CRUDHandler* method), 225  
`postgresql.resources.Database` (built-in class), 317  
`postgresql.resources.DatabaseProvider` (built-in class), 318  
`postgresql.resources.ReplicationSlot` (built-in class), 317  
`postgresql.resources.ReplicationSlotProvider` (built-in class), 318  
`postgresql.resources.User` (built-in class), 317  
`postgresql.resources.UserProvider` (built-in class), 318  
`postgresql::Database`, 315  
`postgresql::Database.db_name`, 315  
`postgresql::Database.owner`, 315  
`postgresql::Database.server`, 315  
`postgresql::db_requires`, 317  
`postgresql::ha::Master`, 316  
`postgresql::ha::Master.replication_slot`, 316



- postgresql::ha::Master.replication\_slot\_name, option, 188  
 316 project, 162  
 postgresql::ha::Master.replication\_user, Project (class in inmanta.module), 232  
 316 project\_create() (in module in-  
 postgresql::ha::Master.replication\_user\_password, manta.protocol.methods\_v2), 266  
 316 project\_delete() (in module in-  
 postgresql::ha::Master.standby, 316 manta.protocol.methods\_v2), 266  
 postgresql::ha::Master.synchronous\_commit, project\_get() (in module in-  
 316 manta.protocol.methods\_v2), 266  
 postgresql::ha::Master.synchronous\_standby\_name, project\_list() (in module in-  
 316 manta.protocol.methods\_v2), 266  
 postgresql::ha::postgresMaster, 317 project\_modify() (in module in-  
 postgresql::ha::postgresStandby, 317 manta.protocol.methods\_v2), 266  
 postgresql::ha::ReplicationSlot, 316 ProjectMetadata (class in inmanta.module), 209  
 postgresql::ha::ReplicationSlot.server, 316 ProjectNotFoundException (class in in-  
 postgresql::ha::Standby, 316 manta.module), 233  
 postgresql::ha::Standby.master, 316 ProjectPipConfig (class in inmanta.module), 211  
 postgresql::install, 317 promote\_desired\_state\_version() (in module in-  
 postgresql::install\_tools, 317 manta.protocol.methods\_v2), 266  
 postgresql::PostgresqlServer, 315 provider() (in module inmanta.agent.handler), 220  
 postgresql::postgresqlServer, 317 pull (inmanta.const.ResourceAction attribute), 216  
 postgresql::PostgresqlServer.\_packages, 315 PurgeableResource (class in inmanta.resources),  
 postgresql::PostgresqlServer.databases, 315 219  
 postgresql::PostgresqlServer.host, 315 push (inmanta.const.ResourceAction attribute), 216  
 postgresql::PostgresqlServer.log\_min\_duration\_exceeds\_limit, 315 put\_at\_element() (inmanta.agent.io.local.LocalIO method), 228  
 postgresql::PostgresqlServer.managed, 315 put\_partial() (in module in-  
 postgresql::PostgresqlServer.pg\_stat\_statements, 315 manta.protocol.methods\_v2), 267  
 postgresql::PostgresqlServer.pg\_version, 315 put\_version() (in module in-  
 315 manta.protocol.methods), 249  
 postgresql::PostgresqlServer.pg\_version, 315  
 postgresql::PostgresqlServer.users, 315  
 postgresql::PostgresqlTools, 315  
 postgresql::PostgresqlTools.host, 315  
 postgresql::PostgresqlTools.pg\_version, 315  
 postgresql::User, 316  
 postgresql::User.databases, 316  
 postgresql::User.from, 316  
 postgresql::User.password, 316  
 postgresql::User.server, 316  
 postgresql::User.username, 316  
 postgresql::user\_requires, 317  
 postgresql::username\_t, 314  
 pre() (inmanta.agent.handler.CRUDHandler method),  
 225  
 prerelease (inmanta.module.InstallMode attribute),  
 230  
 prestart() (inmanta.server.protocol.ServerSlice  
 method), 106  
 prestop() (inmanta.server.protocol.ServerSlice  
 method), 106  
 Primitive (class in inmanta.ast.type), 234  
 PROJECT  
     inmanta-cli-project-delete command  
         line option, 187  
     inmanta-cli-project-modify command  
         line option, 188  
     inmanta-cli-project-show command line

## R

- Range (class in inmanta.ast.export), 275  
 range (inmanta.ast.export.Location attribute), 275  
 read() (inmanta.agent.io.local.LocalIO method), 228  
 read\_binary() (inmanta.agent.io.local.LocalIO  
 method), 228  
 read\_resource() (in-  
 manta.agent.handler.CRUDHandler  
 method), 225  
 readlink() (inmanta.agent.io.local.LocalIO method),  
 228  
 Reference (class in inmanta.ast.variables), 233  
 ReferenceValue (class in inmanta.model), 116  
 relation, 162  
 Relation (class in inmanta.model), 116  
 RelationAttribute (class in inmanta.ast.attribute),  
 229  
 release (inmanta.module.InstallMode attribute), 230  
 release\_version() (in module in-  
 manta.protocol.methods), 249  
 remove() (inmanta.agent.io.local.LocalIO method),  
 228  
 remove() (inmanta.util.dict\_path.DictPath method),  
 102  
 Report (class in inmanta.data), 238  
 reserve\_version() (in module in-  
 manta.protocol.methods\_v2), 267

- reset() (*inmanta.loader.PluginModuleFinder class method*), 232
- resource, 162
- Resource (*class in inmanta.data*), 238
- Resource (*class in inmanta.resources*), 218
- resource handler, 162
- resource() (*in module inmanta.resources*), 218
- resource\_action\_update() (*in module inmanta.protocol.methods*), 249
- resource\_deploy\_done() (*in module inmanta.protocol.methods\_v2*), 267
- resource\_deploy\_start() (*in module inmanta.protocol.methods\_v2*), 268
- resource\_details() (*in module inmanta.protocol.methods\_v2*), 268
- resource\_did\_dependency\_change() (*in module inmanta.protocol.methods\_v2*), 268
- resource\_event() (*in module inmanta.protocol.methods*), 250
- resource\_history() (*in module inmanta.protocol.methods\_v2*), 269
- resource\_list() (*in module inmanta.protocol.methods\_v2*), 269
- resource\_logs() (*in module inmanta.protocol.methods\_v2*), 270
- resource\_str() (*inmanta.resources.Id method*), 219
- ResourceAction (*class in inmanta.const*), 216
- ResourceAction (*class in inmanta.data*), 239
- ResourceHandler (*class in inmanta.agent.handler*), 221
- ResourceIdStr (*in module inmanta.data.model*), 239
- ResourcePurged (*class in inmanta.agent.handler*), 220
- resources\_status() (*in module inmanta.protocol.methods\_v2*), 271
- ResourceVersionIdStr (*in module inmanta.data.model*), 240
- rest.RESTCall (*built-in class*), 319
- rest.RESTHandler (*built-in class*), 319
- rest::RESTCall, 318
- rest::RESTCall.agent, 319
- rest::RESTCall.auth\_password, 319
- rest::RESTCall.auth\_user, 319
- rest::RESTCall.body, 318
- rest::RESTCall.form\_encoded, 318
- rest::RESTCall.headers, 318
- rest::RESTCall.method, 318
- rest::RESTCall.return\_codes, 319
- rest::RESTCall.skip\_on\_fail, 319
- rest::RESTCall.ssl\_verify, 318
- rest::RESTCall.url, 318
- rest::RESTCall.url\_id, 318
- rest::RESTCall.validate\_return, 319
- rest::restCallID, 319
- Result (*class in inmanta.protocol.common*), 235
- result (*inmanta.protocol.common.Result property*), 235
- resume\_environment() (*in module inmanta.protocol.methods\_v2*), 271
- return\_value() (*inmanta.execute.proxy.DynamicProxy class method*), 240
- rmdir() (*inmanta.agent.io.local.LocalIO method*), 228
- run() (*inmanta.agent.io.local.LocalIO method*), 228
- run\_sync() (*inmanta.agent.handler.CRUDHandler method*), 226
- run\_sync() (*inmanta.plugins.Context method*), 217
- runtime (*inmanta.ast.export.ErrorCategory attribute*), 274
- RuntimeException (*class in inmanta.ast*), 217
- ## S
- ServerError (*class in inmanta.protocol.exceptions*), 114
- ServerSlice (*class in inmanta.server.protocol*), 106
- set() (*inmanta.module.Project class method*), 233
- set\_cache() (*inmanta.agent.handler.CRUDHandler method*), 226
- set\_element() (*inmanta.util.dict\_path.DictPath method*), 102
- set\_fact() (*in module inmanta.protocol.methods\_v2*), 271
- set\_fact() (*inmanta.agent.handler.HandlerContext method*), 221
- set\_param() (*in module inmanta.protocol.methods*), 250
- set\_parameter() (*in module inmanta.protocol.methods\_v2*), 272
- set\_parameters() (*in module inmanta.protocol.methods*), 251
- set\_password() (*in module inmanta.protocol.methods\_v2*), 272
- set\_setting() (*in module inmanta.protocol.methods*), 251
- set\_state() (*in module inmanta.protocol.methods*), 251
- set\_status() (*inmanta.agent.handler.HandlerContext method*), 221
- ShutdownInProgress (*class in inmanta.protocol.exceptions*), 114
- SkipResource (*class in inmanta.agent.handler*), 220
- ssh.get\_private\_key() built-in function, 321
- ssh.get\_public\_key() built-in function, 321
- ssh.get\_putty\_key() built-in function, 321
- ssh::Key, 320
- ssh::Key.command, 320
- ssh::Key.name, 320
- ssh::Key.options, 320
- ssh::Key.public\_key, 320
- ssh::Key.ssh\_users, 320
- ssh::SSHUser, 320

`ssh::sshUser`, 321  
`ssh::SSHUser.group`, 320  
`ssh::SSHUser.home_dir`, 320  
`ssh::SSHUser.host`, 320  
`ssh::SSHUser.ssh_keys`, 320  
`ssh::SSHUser.user`, 320  
`start` (*inmanta.ast.export.Range attribute*), 275  
`start()` (*inmanta.server.protocol.ServerSlice method*), 106  
`stat_file()` (*in module inmanta.protocol.methods*), 251  
`stat_file()` (*inmanta.agent.handler.CRUDHandler method*), 226  
`stat_files()` (*in module inmanta.protocol.methods*), 251  
`std.add_to_ip()`  
     built-in function, 333  
`std.assert()`  
     built-in function, 333  
`std.at()`  
     built-in function, 333  
`std.attr()`  
     built-in function, 333  
`std.capitalize()`  
     built-in function, 333  
`std.contains()`  
     built-in function, 333  
`std.count()`  
     built-in function, 333  
`std.dict_get()`  
     built-in function, 333  
`std.environment()`  
     built-in function, 333  
`std.environment_name()`  
     built-in function, 333  
`std.environment_server()`  
     built-in function, 333  
`std.equals()`  
     built-in function, 333  
`std.familyof()`  
     built-in function, 333  
`std.file()`  
     built-in function, 333  
`std.filter()`  
     built-in function, 333  
`std.flatten()`  
     built-in function, 333  
`std.generate_password()`  
     built-in function, 333  
`std.get_env()`  
     built-in function, 333  
`std.get_env_int()`  
     built-in function, 333  
`std.getattr()`  
     built-in function, 334  
`std.getfact()`  
     built-in function, 334  
`std.hostname()`  
     built-in function, 334  
`std.inlineif()`  
     built-in function, 334  
`std.invert()`  
     built-in function, 334  
`std.ip_address_from_interface()`  
     built-in function, 334  
`std.ipindex()`  
     built-in function, 334  
`std.is_base64_encoded()`  
     built-in function, 334  
`std.is_instance()`  
     built-in function, 334  
`std.is_unknown()`  
     built-in function, 334  
`std.isset()`  
     built-in function, 334  
`std.item()`  
     built-in function, 334  
`std.key_sort()`  
     built-in function, 334  
`std.len()`  
     built-in function, 334  
`std.length()`  
     built-in function, 334  
`std.limit()`  
     built-in function, 334  
`std.list_files()`  
     built-in function, 335  
`std.lower()`  
     built-in function, 335  
`std.netmask()`  
     built-in function, 335  
`std.network_address()`  
     built-in function, 335  
`std.objid()`  
     built-in function, 335  
`std.password()`  
     built-in function, 335  
`std.prefixlen()`  
     built-in function, 335  
`std.prefixlength_to_netmask()`  
     built-in function, 335  
`std.print()`  
     built-in function, 335  
`std.replace()`  
     built-in function, 335  
`std.resources.AgentConfig` (*built-in class*), 337  
`std.resources.AgentConfigHandler` (*built-in class*), 339  
`std.resources.Directory` (*built-in class*), 337  
`std.resources.DirectoryHandler` (*built-in class*), 339  
`std.resources.File` (*built-in class*), 337  
`std.resources.Null` (*built-in class*), 338  
`std.resources.NullProvider` (*built-in class*), 338  
`std.resources.Package` (*built-in class*), 337

`std.resources.PosixFileProvider` (*built-in class*), 338

`std.resources.Service` (*built-in class*), 337

`std.resources.ServiceService` (*built-in class*), 338

`std.resources.Symlink` (*built-in class*), 338

`std.resources.SymlinkProvider` (*built-in class*), 339

`std.resources.SystemdService` (*built-in class*), 338

`std.resources.YumPackage` (*built-in class*), 338

`std.select()`  
built-in function, 335

`std.sequence()`  
built-in function, 335

`std.server_ca()`  
built-in function, 335

`std.server_port()`  
built-in function, 336

`std.server_ssl()`  
built-in function, 336

`std.server_token()`  
built-in function, 336

`std.source()`  
built-in function, 336

`std.split()`  
built-in function, 336

`std.template()`  
built-in function, 336

`std.timestamp()`  
built-in function, 336

`std.to_number()`  
built-in function, 336

`std.type()`  
built-in function, 336

`std.unique()`  
built-in function, 336

`std.unique_file()`  
built-in function, 336

`std.upper()`  
built-in function, 336

`std.validate_type()`  
built-in function, 336

`std::AgentConfig`, 324

`std::agentConfig`, 332

`std::AgentConfig.agent`, 324

`std::AgentConfig.agentname`, 324

`std::AgentConfig.autostart`, 324

`std::AgentConfig.uri`, 324

`std::alfanum`, 321

`std::any_http_url`, 321

`std::any_url`, 321

`std::ascii_word`, 321

`std::base64`, 321

`std::config_agent`, 321

`std::ConfigFile`, 324

`std::ConfigFile.group`, 324

`std::ConfigFile.mode`, 324

`std::ConfigFile.owner`, 324

`std::Content`, 324

`std::Content.sorting_key`, 324

`std::Content.value`, 325

`std::date`, 321

`std::datetime`, 322

`std::DefaultDirectory`, 325

`std::DefaultDirectory.group`, 325

`std::DefaultDirectory.mode`, 325

`std::DefaultDirectory.owner`, 325

`std::Directory`, 325

`std::Directory.group`, 325

`std::Directory.host`, 325

`std::Directory.mode`, 325

`std::Directory.owner`, 325

`std::Directory.path`, 325

`std::Directory.purge_on_delete`, 325

`std::dirHost`, 332

`std::DiscoveryResource`, 325

`std::email_str`, 322

`std::Entity`, 325

`std::Entity.provides`, 325

`std::Entity.requires`, 325

`std::File`, 326

`std::File.content`, 326

`std::File.content_seperator`, 326

`std::File.group`, 326

`std::File.host`, 326

`std::File.mode`, 326

`std::File.owner`, 326

`std::File.path`, 326

`std::File.prefix_content`, 326

`std::File.purge_on_delete`, 326

`std::File.send_event`, 326

`std::File.suffix_content`, 326

`std::fileHost`, 332

`std::Host`, 326

`std::Host.directories`, 327

`std::Host.files`, 327

`std::Host.host_config`, 327

`std::Host.host_groups`, 327

`std::Host.ip`, 326

`std::Host.os`, 327

`std::Host.packages`, 327

`std::Host.remote_agent`, 326

`std::Host.remote_port`, 326

`std::Host.remote_user`, 326

`std::Host.repository`, 326

`std::Host.services`, 327

`std::Host.symlinks`, 327

`std::HostConfig`, 327

`std::HostConfig.host`, 327

`std::hostDefaults`, 332

`std::HostGroup`, 327

`std::HostGroup.hosts`, 327

`std::HostGroup.name`, 327

`std::hoststring`, 322

`std::http_url`, 322

std::ipv4\_address, 322  
 std::ipv4\_interface, 322  
 std::ipv4\_network, 322  
 std::ipv6\_address, 322  
 std::ipv6\_interface, 322  
 std::ipv6\_network, 322  
 std::ipv\_any\_address, 322  
 std::ipv\_any\_interface, 322  
 std::ipv\_any\_network, 323  
 std::ManagedDevice, 328  
 std::ManagedDevice.name, 328  
 std::ManagedResource, 328  
 std::ManagedResource.managed, 328  
 std::MutableBool, 328  
 std::MutableBool.value, 328  
 std::MutableNumber, 328  
 std::MutableNumber.value, 329  
 std::MutableString, 329  
 std::MutableString.value, 329  
 std::name\_email, 323  
 std::negative\_float, 323  
 std::negative\_int, 323  
 std::non\_empty\_string, 323  
 std::none, 332  
 std::OS, 329  
 std::OS.family, 329  
 std::OS.member, 329  
 std::OS.name, 329  
 std::OS.python\_cmd, 329  
 std::OS.version, 329  
 std::Package, 330  
 std::Package.host, 330  
 std::Package.name, 330  
 std::Package.state, 330  
 std::package\_state, 323  
 std::Packages, 330  
 std::Packages.host, 330  
 std::Packages.name, 330  
 std::Packages.state, 330  
 std::pkgHost, 332  
 std::pkgs, 332  
 std::port, 323  
 std::positive\_float, 323  
 std::positive\_int, 323  
 std::printable\_ascii, 323  
 std::PurgeableResource, 330  
 std::PurgeableResource.purge\_on\_delete, 330  
 std::PurgeableResource.purged, 330  
 std::Reload, 330  
 std::reload, 332  
 std::Reload.reload, 331  
 std::Reload.send\_event, 331  
 std::Resource, 331  
 std::Resource.send\_event, 331  
 std::ResourceSet, 331  
 std::ResourceSet.name, 331  
 std::ResourceSet.resources, 331  
 std::Service, 331  
 std::Service.host, 331  
 std::Service.name, 331  
 std::Service.onboot, 331  
 std::Service.state, 331  
 std::service\_state, 323  
 std::serviceHost, 332  
 std::symHost, 332  
 std::Symlink, 331  
 std::Symlink.host, 332  
 std::Symlink.purge\_on\_delete, 332  
 std::Symlink.send\_event, 332  
 std::Symlink.source, 331  
 std::Symlink.target, 332  
 std::testing::NullResource, 332  
 std::testing::NullResource.agentname, 332  
 std::testing::NullResource.fail, 332  
 std::testing::NullResource.name, 332  
 std::testing::NullResource.send\_event, 332  
 std::time, 323  
 std::uuid, 324  
 stop() (*inmanta.server.protocol.ServerSlice method*), 106  
 store (*inmanta.const.ResourceAction attribute*), 216  
 String (*class in inmanta.ast.type*), 234  
 symlink() (*inmanta.agent.io.local.LocalIO method*), 229

## T

TableNotFound (*class in inmanta.data.schema*), 114  
 to\_dict() (*inmanta.model.Attribute method*), 115  
 to\_dict() (*inmanta.model.DirectValue method*), 116  
 to\_dict() (*inmanta.model.Entity method*), 116  
 to\_dict() (*inmanta.model.Location method*), 116  
 to\_dict() (*inmanta.model.ReferenceValue method*), 116  
 to\_dict() (*inmanta.model.Relation method*), 117  
 to\_dto() (*inmanta.data.Compile method*), 237  
 to\_int (*inmanta.const.LogLevel property*), 216  
 to\_path() (*in module inmanta.util.dict\_path*), 103  
 to\_wild\_path() (*in module inmanta.util.dict\_path*), 103  
 TRACE (*inmanta.const.LogLevel attribute*), 216  
 trigger() (*in module inmanta.protocol.methods*), 252  
 trigger\_agent() (*in module inmanta.protocol.methods*), 252  
 Type (*class in inmanta.ast.type*), 234  
 type (*inmanta.ast.attribute.Attribute property*), 229  
 type (*inmanta.ast.export.Error attribute*), 274  
 type\_string() (*inmanta.ast.type.Type method*), 234  
 TypedDict (*class in inmanta.ast.type*), 235  
 TypedList (*class in inmanta.ast.type*), 235  
 TYPES (*in module inmanta.ast.type*), 235

## U

ubuntu.UbuntuService (*built-in class*), 339  
 UnauthorizedException (*class in inmanta.protocol.exceptions*), 113  
 Union (*class in inmanta.ast.type*), 234

- unknown, 163
- Unknown (class in *inmanta.execute.util*), 219
- unload() (*inmanta.module.Module* method), 231
- unload\_inmanta\_plugins() (in module *inmanta.loader*), 232
- unwrap() (*inmanta.execute.proxy.DynamicProxy* class method), 240
- update\_agent\_map() (in module *inmanta.protocol.methods\_v2*), 272
- update\_changes() (in *inmanta.agent.handler.HandlerContext* method), 221
- update\_notification() (in module *inmanta.protocol.methods\_v2*), 272
- update\_resource() (in *inmanta.agent.handler.CRUDHandler* method), 226
- upload\_code\_batched() (in module *inmanta.protocol.methods*), 252
- upload\_file() (in module *inmanta.protocol.methods*), 252
- upload\_file() (*inmanta.agent.handler.CRUDHandler* method), 226
- uri (*inmanta.ast.export.Location* attribute), 275
- use\_virtual\_env() (*inmanta.env.VirtualEnv* method), 233
- user::execGroup, 340
- user::execUser, 340
- user::Group, 340
- user::Group.host, 340
- user::Group.name, 340
- user::Group.system, 340
- user::User, 340
- user::User.group, 340
- user::User.groups, 340
- user::User.homedir, 340
- user::User.host, 340
- user::User.name, 340
- user::User.shell, 340
- user::User.system, 340
- V**
- validate() (*inmanta.ast.attribute.Attribute* method), 229
- validate() (*inmanta.ast.type.Type* method), 234
- Value (class in *inmanta.model*), 117
- VERSION
- inmanta-cli-version-release* command line option, 189
- versioned\_resource\_details() (in module *inmanta.protocol.methods\_v2*), 273
- VirtualEnv (class in *inmanta.env*), 233
- vyos.Config (built-in class), 356
- vyos.IpFact (built-in class), 356
- vyos.IpFactHandler (built-in class), 356
- vyos.KeyGen (built-in class), 356
- vyos.KeyGenHandler (built-in class), 356
- vyos.VyosHandler (built-in class), 356
- vyos::abrtype\_t, 341
- vyos::Address, 343
- vyos::Address.ip, 343
- vyos::area, 341
- vyos::BaseHost, 343
- vyos::BaseHost.credential, 343
- vyos::BaseHost.password, 343
- vyos::BaseHost.port, 343
- vyos::BaseHost.skip\_on\_connect\_error, 343
- vyos::BaseHost.user, 343
- vyos::BaseInterface, 343
- vyos::BaseInterface.address, 343
- vyos::BaseInterface.addresses, 343
- vyos::BaseInterface.bridge\_group, 343
- vyos::BaseInterface.dhcp, 343
- vyos::BaseInterface.name, 343
- vyos::BaseInterface.policy\_route, 343
- vyos::BaseInterface.traffic\_policy\_in, 343
- vyos::BaseInterface.traffic\_policy\_out, 343
- vyos::Bridge, 344
- vyos::bridge, 355
- vyos::Bridge.members, 344
- vyos::Bridge.type, 344
- vyos::commonConfig, 355
- vyos::Config, 344
- vyos::Config.credential, 344
- vyos::Config.device, 344
- vyos::Config.facts, 344
- vyos::Config.ignore\_keys, 344
- vyos::Config.keys\_only, 344
- vyos::Config.never\_delete, 344
- vyos::Config.node, 344
- vyos::Config.save, 344
- vyos::Config.send\_event, 344
- vyos::Config.skip\_on\_connect\_error, 344
- vyos::ConfigItem, 344
- vyos::ConfigItem.config, 344
- vyos::ConfigItem.extra, 344
- vyos::ConfigNode, 344
- vyos::ConfigNode.config, 345
- vyos::ConfigNode.host, 345
- vyos::ConfigNode.node\_name, 344
- vyos::ConfigNode.purge\_on\_delete, 345
- vyos::ConfigNode.purged, 344
- vyos::Credential, 345
- vyos::Credential.address, 345
- vyos::Credential.password, 345
- vyos::Credential.port, 345
- vyos::Credential.user, 345
- vyos::DhcpServer, 345
- vyos::dhcpServer, 355
- vyos::DhcpServer.default\_router, 345
- vyos::DhcpServer.dns\_servers, 345
- vyos::DhcpServer.name, 345
- vyos::DhcpServer.range\_end, 345
- vyos::DhcpServer.range\_start, 345
- vyos::DhcpServer.subnet, 345
- vyos::duplex, 341

vyos::ExtraConfig, 345  
 vyos::ExtraConfig.parent, 345  
 vyos::extraconfig\_depends, 355  
 vyos::firewall::action\_t, 341  
 vyos::firewall::AddressGroup, 350  
 vyos::firewall::addressGroup, 355  
 vyos::firewall::AddressGroup.addresses, 350  
 vyos::firewall::Group, 350  
 vyos::firewall::Group.group\_type, 350  
 vyos::firewall::Group.name, 350  
 vyos::firewall::NetworkGroup, 350  
 vyos::firewall::networkGroup, 355  
 vyos::firewall::NetworkGroup.networks, 350  
 vyos::firewall::PortGroup, 350  
 vyos::firewall::portGroup, 355  
 vyos::firewall::PortGroup.ports, 350  
 vyos::firewall::protocol\_t, 342  
 vyos::firewall::Rule, 351  
 vyos::firewall::Rule.action, 351  
 vyos::firewall::Rule.destination, 351  
 vyos::firewall::Rule.id, 351  
 vyos::firewall::Rule.protocol, 351  
 vyos::firewall::Rule.ruleset, 351  
 vyos::firewall::Rule.source, 351  
 vyos::firewall::RuleSet, 351  
 vyos::firewall::ruleSet, 355  
 vyos::firewall::RuleSet.default\_action, 351  
 vyos::firewall::RuleSet.name, 351  
 vyos::firewall::RuleSet.rules, 351  
 vyos::Host, 345  
 vyos::Hostname, 346  
 vyos::hostname, 355  
 vyos::Hostname.name, 346  
 vyos::iface, 355  
 vyos::ifacePolicyRoute, 355  
 vyos::Interface, 346  
 vyos::Interface.duplex, 346  
 vyos::Interface.inbound\_ruleset, 346  
 vyos::Interface.local\_ruleset, 346  
 vyos::Interface.never\_delete, 346  
 vyos::Interface.outbound\_ruleset, 346  
 vyos::Interface.speed, 346  
 vyos::IpFact, 346  
 vyos::IpFact.credential, 346  
 vyos::IpFact.device, 346  
 vyos::IpFact.host, 346  
 vyos::IpFact.id, 346  
 vyos::IpFact.interface, 346  
 vyos::Loopback, 346  
 vyos::loopback, 355  
 vyos::Loopback.address, 346  
 vyos::masq, 355  
 vyos::Masquerade, 347  
 vyos::Masquerade.outbound\_interface, 347  
 vyos::Masquerade.rule, 347  
 vyos::Masquerade.source\_address, 347  
 vyos::openstackext::openstackConfig, 355  
 vyos::openstackext::OpenstackHost, 351  
 vyos::openstackext::OpenstackHost.floatingIP, 351  
 vyos::openstackext::withFip, 355  
 vyos::Ospf, 347  
 vyos::ospf, 355  
 vyos::Ospf.abrtype, 347  
 vyos::Ospf.area, 347  
 vyos::Ospf.network, 347  
 vyos::Ospf.passive\_interface\_excludes, 347  
 vyos::Ospf.passive\_interfaces, 347  
 vyos::Ospf.redistributes, 347  
 vyos::Ospf.router\_id, 347  
 vyos::ospf\_metric\_t, 341  
 vyos::ospf\_metric\_type\_t, 341  
 vyos::OspfRedistribute, 347  
 vyos::OspfRedistribute.metric, 347  
 vyos::OspfRedistribute.metric\_type, 347  
 vyos::OspfRedistribute.ospf, 347  
 vyos::OspfRedistribute.route\_map, 347  
 vyos::OspfRedistribute.type, 347  
 vyos::PolicyRoute, 347  
 vyos::policyRoute, 355  
 vyos::PolicyRoute.name, 348  
 vyos::PolicyRoute.rules, 348  
 vyos::PolicyRouteRule, 348  
 vyos::policyRouteRule, 355  
 vyos::PolicyRouteRule.description, 348  
 vyos::PolicyRouteRule.id, 348  
 vyos::PolicyRouteRule.match\_destination\_address, 348  
 vyos::PolicyRouteRule.match\_destination\_port, 348  
 vyos::PolicyRouteRule.match\_protocol, 348  
 vyos::PolicyRouteRule.match\_source\_address, 348  
 vyos::PolicyRouteRule.match\_source\_port, 348  
 vyos::PolicyRouteRule.policy, 348  
 vyos::PolicyRouteRule.table, 348  
 vyos::redistribute\_t, 341  
 vyos::RouteMap, 348  
 vyos::routeMap, 355  
 vyos::RouteMap.description, 348  
 vyos::RouteMap.name, 348  
 vyos::RouteMap.rules, 348  
 vyos::routemap::Match, 352  
 vyos::routemap::Match.interface, 352  
 vyos::routemap::rm\_action\_t, 342  
 vyos::routemap::Rule, 352  
 vyos::routemap::Rule.action, 352  
 vyos::routemap::Rule.id, 352  
 vyos::routemap::Rule.match, 352  
 vyos::Shaper, 349  
 vyos::shaper, 355  
 vyos::Shaper.bandwidth, 349  
 vyos::Shaper.default\_bandwidth, 349  
 vyos::Shaper.default\_ceiling, 349  
 vyos::Shaper.default\_queue\_type, 349

vyos::Shaper.interfaces\_in, 349  
 vyos::Shaper.interfaces\_out, 349  
 vyos::Shaper.name, 349  
 vyos::speed, 341  
 vyos::StaticRoute, 349  
 vyos::StaticRoute.destination, 349  
 vyos::StaticRoute.next\_hop, 349  
 vyos::StaticRoute.table, 349  
 vyos::staticRouteDefault, 355  
 vyos::staticRouteTable, 355  
 vyos::Tunnel, 349  
 vyos::tunnel, 355  
 vyos::Tunnel.description, 349  
 vyos::Tunnel.encapsulation, 349  
 vyos::Tunnel.key, 350  
 vyos::Tunnel.local\_ip, 349  
 vyos::Tunnel.mtu, 349  
 vyos::Tunnel.remote\_ip, 349  
 vyos::tunnel\_encap\_t, 341  
 vyos::tunnel\_key\_t, 341  
 vyos::tunnel\_mtu\_t, 341  
 vyos::Vif, 350  
 vyos::vif, 355  
 vyos::Vif.name, 350  
 vyos::Vif.parent, 350  
 vyos::Vif.type, 350  
 vyos::Vif.vlan, 350  
 vyos::vlan\_id, 341  
 vyos::vpn::auth\_mode\_t, 342  
 vyos::vpn::Authentication, 352  
 vyos::vpn::Authentication.id, 352  
 vyos::vpn::Authentication.mode, 352  
 vyos::vpn::Authentication.pre\_shared\_key, 352  
 vyos::vpn::Authentication.remote\_id, 352  
 vyos::vpn::Authentication.rsa\_key\_name, 352  
 vyos::vpn::conn\_type\_t, 342  
 vyos::vpn::dh\_group\_t, 342  
 vyos::vpn::encryption\_t, 342  
 vyos::vpn::esp\_mode\_t, 342  
 vyos::vpn::ESPGroup, 352  
 vyos::vpn::espGroup, 355  
 vyos::vpn::ESPGroup.compression, 352  
 vyos::vpn::ESPGroup.lifetime, 352  
 vyos::vpn::ESPGroup.mode, 352  
 vyos::vpn::ESPGroup.name, 352  
 vyos::vpn::ESPGroup.pfs, 352  
 vyos::vpn::ESPGroup.proposals, 352  
 vyos::vpn::ESPProposal, 352  
 vyos::vpn::ESPProposal.encryption, 353  
 vyos::vpn::ESPProposal.hash, 353  
 vyos::vpn::ESPProposal.id, 353  
 vyos::vpn::hash\_t, 342  
 vyos::vpn::IKEGroup, 353  
 vyos::vpn::ikeGroup, 355  
 vyos::vpn::IKEGroup.key\_exchange, 353  
 vyos::vpn::IKEGroup.lifetime, 353  
 vyos::vpn::IKEGroup.name, 353  
 vyos::vpn::IKEGroup.proposals, 353  
 vyos::vpn::IKEProposal, 353  
 vyos::vpn::IKEProposal.dh\_group, 353  
 vyos::vpn::IKEProposal.encryption, 353  
 vyos::vpn::IKEProposal.hash, 353  
 vyos::vpn::IKEProposal.id, 353  
 vyos::vpn::IPSECOptions, 353  
 vyos::vpn::ipsecOptions, 355  
 vyos::vpn::IPSECOptions.allowed\_nat\_networks, 353  
 vyos::vpn::IPSECOptions.ipsec\_interfaces, 353  
 vyos::vpn::IPSECOptions.log\_modes, 353  
 vyos::vpn::IPSECOptions.nat\_traversal, 353  
 vyos::vpn::kex\_t, 342  
 vyos::vpn::KeyGen, 353  
 vyos::vpn::KeyGen.credential, 354  
 vyos::vpn::KeyGen.device, 353  
 vyos::vpn::KeyGen.host, 354  
 vyos::vpn::KeyGen.id, 353  
 vyos::vpn::local\_address\_t, 342  
 vyos::vpn::RSAKey, 354  
 vyos::vpn::rsaKey, 355  
 vyos::vpn::RSAKey.name, 354  
 vyos::vpn::RSAKey.rsa\_key, 354  
 vyos::vpn::SiteToSite, 354  
 vyos::vpn::siteToSite, 355  
 vyos::vpn::SiteToSite.authentication, 354  
 vyos::vpn::SiteToSite.connection\_type, 354  
 vyos::vpn::SiteToSite.default\_esp\_group, 354  
 vyos::vpn::SiteToSite.ike\_group, 354  
 vyos::vpn::SiteToSite.local\_address, 354  
 vyos::vpn::SiteToSite.peer, 354  
 vyos::vpn::SiteToSite.tunnels, 354  
 vyos::vpn::Tunnel, 354  
 vyos::vpn::Tunnel.id, 354  
 vyos::vpn::Tunnel.local\_prefix, 354  
 vyos::vpn::Tunnel.remote\_prefix, 354  
 vyos::vpn::wireup, 355  
 vyos::vyosConfig, 355  
 vyos::wireup\_ipfact, 355

## W

WARNING (*inmanta.const.LogLevel attribute*), 216  
 with\_base\_type() (*inmanta.ast.type.Type method*), 234

## Y

yaml.load()  
     built-in function, 357  
 yaml.loads()  
     built-in function, 357  
 yum::redhatRepo, 358  
 yum::Repository, 357  
 yum::Repository.baseurl, 357  
 yum::Repository.enabled, 357  
 yum::Repository.gpgcheck, 357



`yum::Repository.gpgkey, 357`  
`yum::Repository.host, 357`  
`yum::Repository.metadata_expire, 357`  
`yum::Repository.metalink, 357`  
`yum::Repository.mirrorlist, 357`  
`yum::Repository.name, 357`  
`yum::Repository.skip_if_unavailable, 357`  
`yum::validateInput, 358`